

# MISSISSIPPI STATE TAX COMMISSION

*“Dedicated to the Public Service”*



Annual Report  
**Fiscal Year Ending June 30, 2004**



Joseph L. Blount, *Chairman  
and Commissioner of Revenue*

Terry L. Jordan  
*Associate Commissioner*

Donald L. Green  
*Associate Commissioner*

**MISSISSIPPI**  
**STATE TAX COMMISSION**

Post Office Box 22828  
Jackson, Mississippi 39225

Phone: 601-923-7000  
FAX: 601-923-7658  
[www.mstc.state.ms.us](http://www.mstc.state.ms.us)

December 2004

Governor Haley Barbour  
Lieutenant Governor Amy Tuck  
Speaker William J. McCoy  
Members of the Mississippi Legislature

Ladies and Gentlemen:

This annual report has been prepared for you and presents financial and statistical data pertaining to the Mississippi State Tax Commission for the fiscal year ending June 30, 2004.

A detailed analysis of Tax Commission collections, including general and special fund receipts, industry classifications of taxes by city and county, and city diversions are included in this report.

The Tax Commission is dedicated to the public service, and we trust that you will find this historical representation useful.

Respectfully,

A handwritten signature in black ink that reads "Joseph L. Blount".

Joseph L. Blount  
Chairman and Commissioner of Revenue




**Haley Barbour, Governor  
State of Mississippi**


# **MISSISSIPPI STATE TAX COMMISSION**



**Joseph L. Blount  
Chairman and Commissioner  
of Revenue**



**Terry L. Jordan  
Associate Commissioner**



**Donald L. Green  
Associate Commissioner**



## **Mississippi State Tax Commission Mission Statement**

The fundamental mission of the *Mississippi State Tax Commission* is to provide a mechanism for the State of Mississippi to fund their public services.

The *State Tax Commission* is responsible for the majority of revenue generating activities for the State, including taxation, licensing and registration, wholesaling of alcoholic beverages, and statewide property appraisal. These revenue-generating activities account for over five billion dollars in revenue to the state each year and millions of dollars to county governments, and are the primary vehicle for the funding of state services provided to the citizenry of Mississippi. These services include police and fire, road construction and maintenance, schools and universities, public assistance and welfare, and so on.

All of these services to the public, and many others, receive their operation funds from the result of the Tax Commission's activities. Thus, it is in this manner the MSTC is the vehicle through which the citizenry of the state receive the public services they have come to know and count on. The link the Commission plays in ensuring the ongoing activity of the state is vital.

# Mississippi State Tax Commission

## Table of Contents

### General Fund Receipts

|  |     |
|--|-----|
| General Fund Receipts – Pie Chart FY 2004..... | 1   |
| General Fund Receipts Detail.....              | 2-4 |

### Ad Valorem Tax and Homestead Exempt

|  |       |
|--|-------|
| Assessment of State of Mississippi: Calendar Year 2003.....  | 5     |
| Assessment of Personal Property by Category: Calendar Year 2003 .....                                    | 6-9   |
| Assessment of Real Property by Category: Calendar Year 2003 .....  | 10-13 |
| Assessments for all Counties: Calendar Year 2003 .....   | 14-15 |
| Total Assessments for All Counties: Calendar Year 1995 – 2003.....                                       | 16-17 |
| Comparative Statement of Assessments – Public Services & Transportation: Calendar Year 1995 – 2003 ..... | 18-19 |
| Assessment of Public Utilities by Class: Calendar Year 2003 .....  | 20    |
| Homestead Exemptions Applications Filed – Over 65 and Disabled: Counties.....                            | 21    |
| Homestead Exemption Applications Filed – Over 65 and Disabled: Municipal Separate School Districts ..... | 22    |
| Homestead Exemption - Exempt Assessed Value: Counties.....   | 23    |
| Homestead Exemption – Exempt Assessed Value: Municipal Separate School Districts.....                    | 24    |
| Homestead Exemption Reimbursements: Counties and Municipalities .....                                    | 25    |
| Homestead Exemption Reimbursements: Municipal Separate School Districts.....                             | 26    |
| Homestead Exemption Actual Tax Loss: Counties and Municipal Separate School Districts .....              | 27    |
| Homestead Exemption Municipal Tax Loss: Calendar Year 2003.....  | 28-31 |

### Office of Alcoholic Beverage Control

|  |       |
|--|-------|
| Collections and Transfers of Revenue: Fiscal Year Ending June 30, 2004 with Comparative Figures for 2003 ..... | 32    |
| Revolving Fund Statement of Operations: For FY Ending June 30, 2004 with Comparative Figures for 2003 .....    | 33    |
| Fiscal Year 2004 Average Cost Breakdown Chart: For a 750 ml Bottle of Distilled Spirits .....                  | 34    |
| Wet and Dry Counties .....   | 35    |
| Thirty-eight year Comparison of Revenue Collections and Volume Sales .....                                     | 36    |
| Schedule of Local Government Authorities Share of Permit License Fees.....                                     | 37-40 |
| Schedule of Sales and Collections by Counties.....   | 41    |

### Income and Franchise Tax

|   |       |
|---|-------|
| Corporate Income and Franchise Tax Information by Industry Group.....         | 42    |
| Counties of Mississippi – Corporate Income and Franchise Tax Information..... | 43-44 |
| Counties of Mississippi – Selected Personal Income Tax Information .....      | 45-46 |

### Miscellaneous Taxes

|   |       |
|---|-------|
| Tax Revenue From Gaming: Fiscal Year 2004 Compared with Fiscal Year 2003..... | 47    |
| Oil, Gas, and Timber Severance Tax Payments .....                             | 48-49 |

# Mississippi State Tax Commission

## Table of Contents

### Petroleum Tax

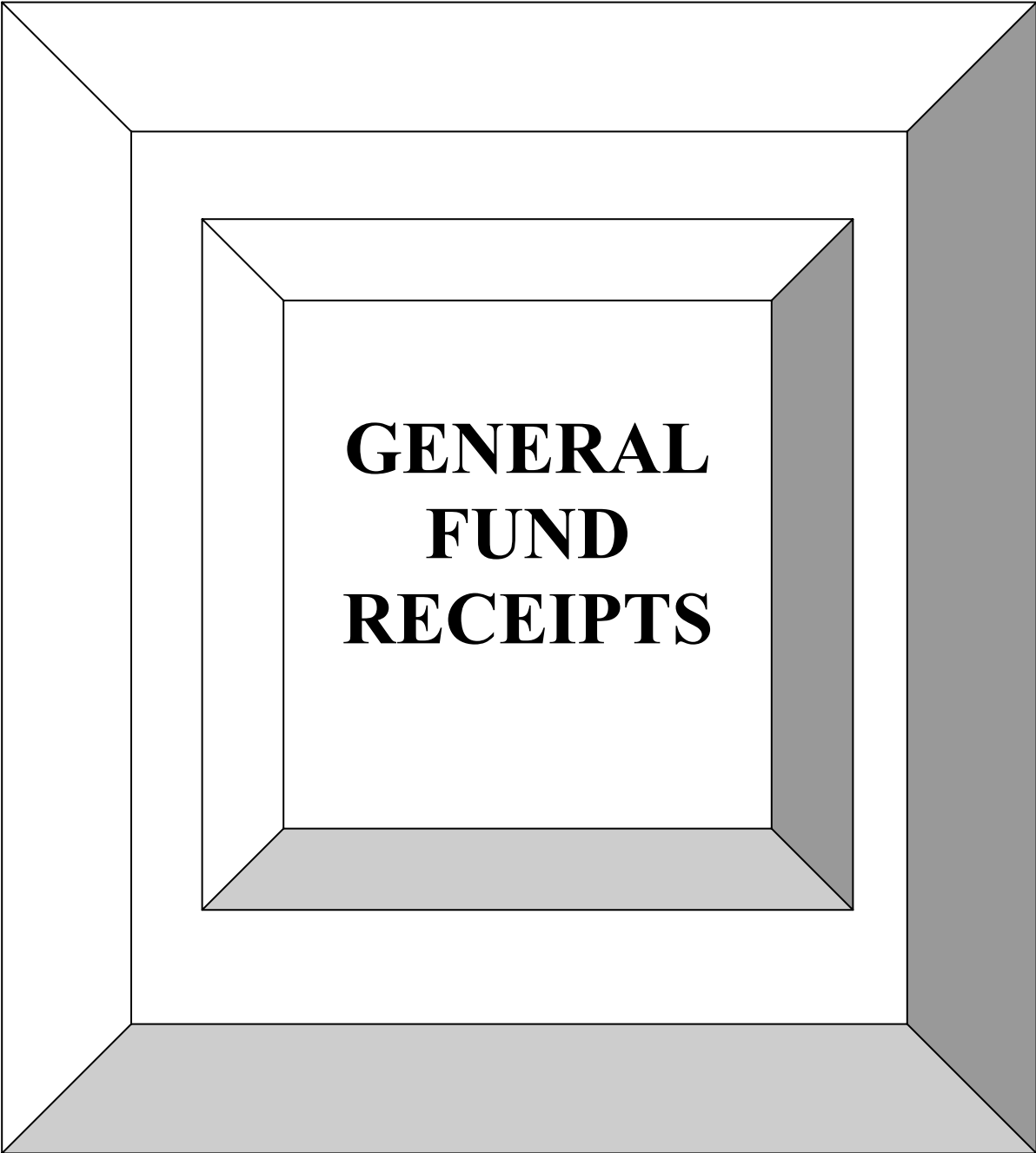
|  |       |
|--|-------|
| Automotive Gasoline Tax Collections – Tax Collected on Gasoline 18 cents .....     | 50    |
| Special Fuel Tax Collections – Special Fuel Distributors .....                     | 51    |
| Special Fuel Tax Collections - Contractor’s Direct Pay Permits .....               | 52    |
| Tax Collected on Liquefied Compressed Gas for Highway Use .....                    | 53    |
| Tax on Aviation Gasoline 6.4 cents per Gallon .....                                | 54    |
| Natural Gas, Compressed Gas, Locomotive Fuel Users .....                           | 55    |
| Tax Collected on Compressed Gas .....  | 56    |
| Environmental Protection Fees Collected (Collected at 4/10 cents per Gallon) ..... | 57    |
| Seawall Tax Collections .....  | 58    |
| International Fuel Tax Agreement Collections (IFTA) .....                          | 59    |
| Petroleum Tax Distribution to Counties .....                                       | 60-61 |
| Petroleum Tax Bureau - Receipts .....  | 62    |
| Petroleum Tax Bureau - Disbursements .....   | 63    |

### Privilege Tax and Title

|   |    |
|---|----|
| Motor Vehicle Licensing Bureau: Collections and Disbursements .....                     | 64 |
| Interstate Vehicle Fee and Tax Receipts (Apportioned Trucks, Trailers, and Buses) ..... | 65 |
| Intrastate Vehicle Fee and Tax Receipts .....   | 66 |
| County Issued Tags Detail – Number of Registrations .....                               | 67 |
| Motor Vehicle Registrations by County .....   | 68 |
| Privilege Tax Distribution to Counties .....  | 69 |
| Title Bureau: Receipts and Disbursements .....  | 70 |

### Sales Tax

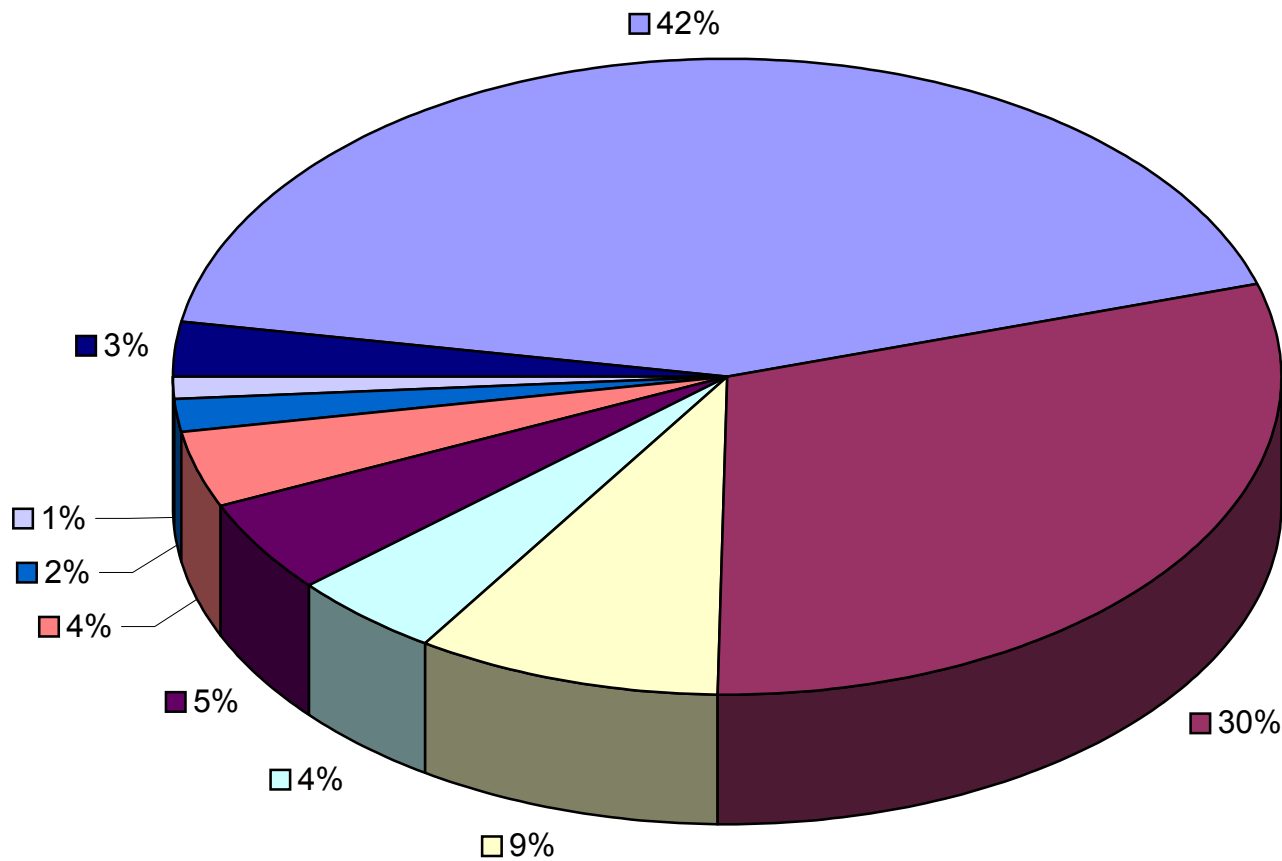
|  |        |
|--|--------|
| Total Gross Sales by Industry Group as Indicated by Gross Tax Collections – Pie Chart .....            | 71     |
| Basic Classification of Sales by Industry Group .....  | 72-74  |
| Diversions to Cities from Sales Tax Collections: Fiscal Year 2004 Compared with Fiscal Year 2003 ..... | 75-76  |
| Counties of Mississippi – Sales and Tax Industry Group .....   | 77-90  |
| Cities of Mississippi – Sales and Tax Industry Group .....   | 91-134 |



**GENERAL  
FUND  
RECEIPTS**

# GENERAL FUND RECEIPTS

Fiscal Year 2004



|                         |                 |        |
|-------------------------|-----------------|--------|
| ■ Sales                 | \$1,492,774,789 | or 42% |
| ■ Individual Income     | \$1,061,487,028 | or 30% |
| ■ Corporate             | \$315,532,721   | or 9%  |
| ■ Use                   | \$154,271,690   | or 4%  |
| ■ Gaming Fees and Taxes | \$167,328,271   | or 5%  |
| ■ Insurance Premium     | \$132,825,516   | or 4%  |
| ■ Tobacco               | \$55,587,235    | or 2%  |
| ■ Alcoholic Beverage    | \$47,556,119    | or 1%  |
| ■ Other Taxes           | \$93,288,204    | or 3%  |

Total Receipts \$3,520,651,573



**MISSISSIPPI STATE TAX COMMISSION  
GENERAL FUND RECEIPTS  
FISCAL YEAR ENDING JUNE 30, 2004**

|  | <b>TOTAL<br/>COLLECTIONS</b> | <b>MONIES<br/>DIVERTED</b> | <b>AMOUNT TO<br/>GENERAL FUND</b> |
|--|------------------------------|----------------------------|-----------------------------------|
| <b>SALES TAX</b>                                   | \$2,274,181,016              |                            |                                   |
| <i>Allocated to Municipalities</i>                 |                              | \$330,074,228              |                                   |
| <i>Education Enhancement Fund</i>                  |                              | 205,894,916                |                                   |
| <i>Motor Vehicle Ad Valorem Tag Reduction Fund</i> |                              | 156,829,624                |                                   |
| <i>School Ad Valorem</i>                           |                              | 42,000,000                 |                                   |
| <i>Public School Building Fund</i>                 |                              | 19,999,992                 |                                   |
| <i>State Aid Road Fund</i>                         |                              | 3,000,000                  |                                   |
| <i>Motor Vehicle Rental Sales Tax</i>              |                              | 4,528,922                  |                                   |
| <i>Four-Lane Construction Project</i>              |                              | 6,446,490                  |                                   |
| <i>Mississippi Fair Commission</i>                 |                              | 109,787                    |                                   |
| <i>Department of Agriculture</i>                   |                              | 1,610,256                  |                                   |
| <i>Airport Parking</i>                             |                              | 445,045                    |                                   |
| <i>Budget Contingency Fund</i>                     |                              | 721,841                    |                                   |
| <i>Sales Tax (Telecommunications)</i>              |                              | 9,714,100                  |                                   |
| <i>Sales Tax Incentive Fund</i>                    |                              | 31,026                     |                                   |
| Total  |                              | <u>\$781,406,227</u>       | <u>\$1,492,774,789</u>            |
| <b>INDIVIDUAL INCOME TAX</b>                       | \$1,366,038,452              |                            |                                   |
| <i>Refund Account</i>                              |                              | \$300,369,000              |                                   |
| <i>Budget Contingency Fund</i>                     |                              | \$500,521                  |                                   |
| <i>Income Tax - Withheld - Job Incentive Fund</i>  |                              | <u>\$3,681,903</u>         |                                   |
| Total  |                              | <u>\$304,551,424</u>       | <u>\$1,061,487,028</u>            |
| <b>CORPORATE TAX</b>                               | \$363,538,572                |                            |                                   |
| <i>Refund Account</i>                              |                              | \$48,005,851               |                                   |
|  |                              |                            | <u>\$315,532,721</u>              |
| <b>USE TAX</b>                                     | \$202,382,222                |                            |                                   |
| <i>Education Enhancement Fund</i>                  |                              | \$17,700,231               |                                   |
| <i>School Ad Valorem</i>                           |                              | 4,000,000                  |                                   |
| <i>Budget Contingency Fund</i>                     |                              | 37,904                     |                                   |
| <i>Motor Vehicle Ad Valorem Tag Reduction Fund</i> |                              | <u>26,372,397</u>          |                                   |
| Total  |                              | <u>\$48,110,532</u>        | <u>\$154,271,690</u>              |
| <b>GAMING FEES AND TAXES</b>                       | \$331,584,008                |                            |                                   |
| <i>Gaming Counties Bond Sinking Fund</i>           |                              | \$36,000,000               |                                   |
| <i>Allocated to Municipalities &amp; Counties</i>  |                              | 110,056,082                |                                   |
| <i>Department of Transportation</i>                |                              | <u>18,199,655</u>          |                                   |
| Total  |                              | <u>\$164,255,737</u>       | <u>\$167,328,271</u>              |
| <b>INSURANCE PREMIUM TAX</b>                       | \$150,422,192                |                            |                                   |
| <i>Municipalities</i>                              |                              | \$6,887,249                |                                   |
| <i>County Fire Protection</i>                      |                              | 6,887,249                  |                                   |
| <i>State Fire Academy Fund</i>                     |                              | 3,185,069                  |                                   |
| <i>Budget Contingency Fund</i>                     |                              | 434,711                    |                                   |
| <i>Insurance Department (Arson Reward)</i>         |                              | 0                          |                                   |
| <i>City of Jackson</i>                             |                              | <u>202,398</u>             |                                   |
| Total  |                              | <u>\$17,596,676</u>        | <u>\$132,825,516</u>              |
| <b>TOBACCO TAX</b>                                 | \$55,587,235                 |                            |                                   |
|  |                              |                            | <u>55,587,235</u>                 |
| <b>ALCOHOLIC BEVERAGE TAX</b>                      | \$54,237,976                 |                            |                                   |
| <i>Department of Mental Health</i>                 |                              | \$4,486,892                |                                   |
| <i>Allocated to Municipalities</i>                 |                              | 1,858,590                  |                                   |
| <i>Allocated to Counties</i>                       |                              | <u>336,375</u>             |                                   |
| Total  |                              | <u>\$6,681,857</u>         | <u>\$47,556,119</u>               |
| <b>BEER AND WINE TAX</b>                           | \$30,382,127                 |                            |                                   |
|  |                              |                            | <u>\$30,382,127</u>               |
| <b>OIL SEVERANCE TAX</b>                           | \$23,524,267                 |                            |                                   |
| <i>Allocated to Counties</i>                       |                              | \$5,729,614                |                                   |
| <i>Educational Trust Fund</i>                      |                              | 0                          |                                   |
| <i>Budget Contingency Fund</i>                     |                              | 17,794,653                 |                                   |
| <i>State Owned Land</i>                            |                              | <u>0</u>                   |                                   |
| Total  |                              | <u>\$23,524,267</u>        |                                   |
| <b>GAS SEVERANCE TAX</b>                           | \$26,448,435                 |                            |                                   |
| <i>Allocated to Counties</i>                       |                              | \$9,047,034                |                                   |
| <i>Educational Trust Fund</i>                      |                              | 0                          |                                   |
| <i>Budget Contingency Fund</i>                     |                              | 17,401,387                 |                                   |
| <i>State Owned Land</i>                            |                              | <u>14</u>                  |                                   |
| Total  |                              | <u>\$26,448,435</u>        |                                   |

**MISSISSIPPI STATE TAX COMMISSION  
GENERAL FUND RECEIPTS  
FISCAL YEAR ENDING JUNE 30, 2004**

|  | <b>TOTAL<br/>COLLECTIONS</b> | <b>MONIES<br/>DIVERTED</b> | <b>AMOUNT TO<br/>GENERAL FUND</b> |
|--|------------------------------|----------------------------|-----------------------------------|
| <b>TIMBER SEVERANCE TAX</b>                          | \$3,802,153                  |                            |                                   |
| <i>Forest Services</i>                               |                              | 3,039,186                  |                                   |
| <i>Allocated to Counties</i>                         |                              | 761,714                    |                                   |
| Total  |                              | 3,800,900                  | *                                 |
|  |                              |                            | \$1,253                           |
| <b>ESTATE TAX</b>                                    | \$15,914,828                 |                            |                                   |
|  |                              |                            | \$15,914,828                      |
| <b>PRIVILEGE TAX (AUTO TAG FEES)</b>                 | \$104,993,939                |                            |                                   |
| <i>Department of Transportation</i>                  |                              | \$45,430,657               |                                   |
| <i>Apportioned Tags</i>                              |                              | 5,495,962                  |                                   |
| <i>Allocated to Counties</i>                         |                              | 24,130,968                 |                                   |
| <i>Four-Lane Highway Project</i>                     |                              | 13,437,853                 |                                   |
| <i>State Universities and Colleges</i>               |                              | 1,210,797                  |                                   |
| <i>I Love Animals</i>                                |                              | 44,328                     |                                   |
| <i>Mailing Fees</i>                                  |                              | 180,564                    |                                   |
| <i>Mississippi Burn Center</i>                       |                              | 270,556                    |                                   |
| <i>Veteran's Nursing Home</i>                        |                              | 157,160                    |                                   |
| <i>Wildlife Heritage</i>                             |                              | 793,706                    |                                   |
| <i>Grand Lodge of Mississippi</i>                    |                              | 14,928                     |                                   |
| <i>Ducks Unlimited</i>                               |                              | 112,608                    |                                   |
| <i>AKA/Alpha Phi Alpha</i>                           |                              | 27,264                     |                                   |
| <i>Sunflower School</i>                              |                              | 73,752                     |                                   |
| <i>Conservation Education</i>                        |                              | 19,560                     |                                   |
| <i>MS Cattlemen's Foundation</i>                     |                              | 57,038                     |                                   |
| <i>Choose Life Advisory Committee</i>                |                              | 219,528                    |                                   |
| <i>Delta Sigma Theta Sorority</i>                    |                              | 2,232                      |                                   |
| <i>Mississippi Dept of Archives and History</i>      |                              | 525,776                    |                                   |
| <i>NASCAR</i>  |                              | 18,357                     |                                   |
| <i>Race Place Marketing, LLC</i>                     |                              | 151,923                    |                                   |
| <i>Sons of Confederate Veterans</i>                  |                              | 13,440                     |                                   |
| <i>Habitat for Humanity</i>                          |                              | 8,904                      |                                   |
| <i>MS Troopers Association</i>                       |                              | 4,584                      |                                   |
| <i>MS Nurses Foundation</i>                          |                              | 16,896                     |                                   |
| <i>MS Forestry Association</i>                       |                              | 6,240                      |                                   |
| <i>Zeta Phi Beta</i>                                 |                              | 4,992                      |                                   |
| <i>4-H Club Foundation</i>                           |                              | 4,800                      |                                   |
| <i>Department of Marine Resources</i>                |                              | 24,510                     |                                   |
| Total  |                              | \$92,459,883               | \$12,534,056                      |
| <b>CASUAL AUTO SALES</b>                             | \$7,613,963                  |                            | \$7,613,963                       |
| <b>INSTALLMENT LOAN TAX</b>                          | \$8,223,437                  |                            | \$8,223,437                       |
| <b>TITLE FEES</b>                                    | \$3,980,139                  |                            | \$3,980,139                       |
| <b>PETROLEUM TAX</b>                                 | \$448,250,726                |                            |                                   |
| <i>Department of Transportation</i>                  |                              | \$264,554,354              |                                   |
| <i>State Aid Road Fund</i>                           |                              | 55,096,508                 |                                   |
| <i>Allocated to Counties</i>                         |                              | 41,365,489                 |                                   |
| <i>Mississippi Groundwater Protection Trust Fund</i> |                              | 10,187,145                 |                                   |
| <i>Department of Wildlife Conservation</i>           |                              | 5,750,000                  |                                   |
| <i>Department of Marine Resources</i>                |                              | 3,050,000                  |                                   |
| <i>Seawall Tax - Coast Counties</i>                  |                              | 6,113,696                  |                                   |
| <i>IFTA Tax</i>                                      |                              | 13,821,318                 |                                   |
| <i>Road Protection - Coast Counties</i>              |                              | 4,412,494                  |                                   |
| <i>Municipal Aid</i>                                 |                              | 1,547,295                  |                                   |
| <i>Aeronautics Commission</i>                        |                              | 1,400,892                  |                                   |
| <i>Fire Marshall's Office</i>                        |                              | 409,743                    |                                   |
| <i>Dept of Ins Propane Education Fund</i>            |                              | 158,161                    |                                   |
| <i>Railroad Revitalization Fund</i>                  |                              | 162,688                    |                                   |
| <i>Gaming Counties Bond Sinking Fund</i>             |                              | 39,200,122                 |                                   |
| <i>Collection Fees - Compressed Gas</i>              |                              | 5,736                      |                                   |
| Total  |                              | \$447,235,641              | *                                 |
|  |                              |                            | \$1,015,085                       |

**MISSISSIPPI STATE TAX COMMISSION  
GENERAL FUND RECEIPTS  
FISCAL YEAR ENDING JUNE 30, 2004**

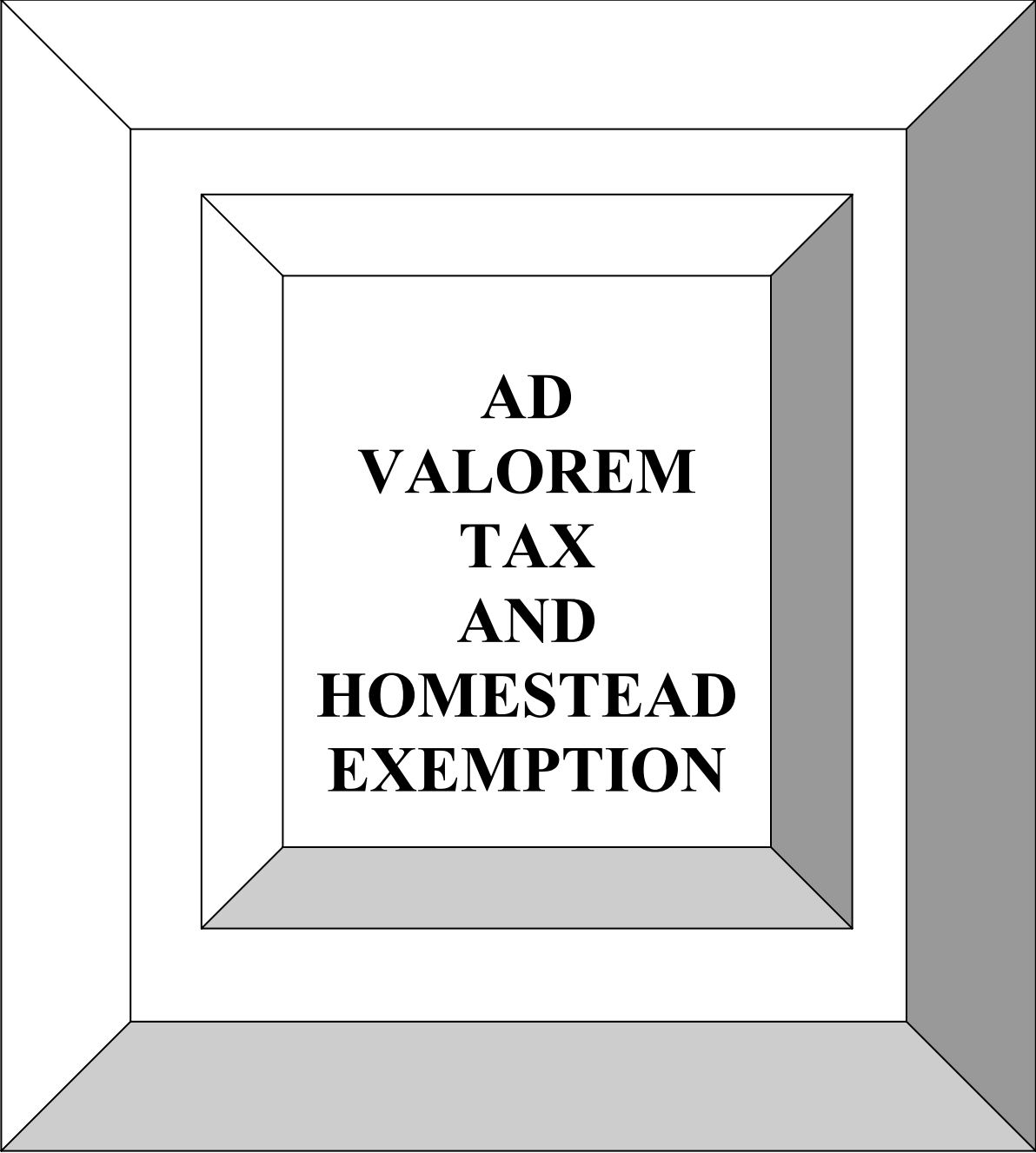
|   | <b>TOTAL<br/>COLLECTIONS</b> | <b>MONIES<br/>DIVERTED</b> | <b>AMOUNT TO<br/>GENERAL FUND</b> |
|---|------------------------------|----------------------------|-----------------------------------|
| <b>TVA IN LIEU</b>                                      | \$18,771,503                 |                            |                                   |
| <i>Allocated to Counties</i>                            |                              | 8,365,847                  |                                   |
| <i>Allocated to Municipalities</i>                      |                              | 4,273,142                  |                                   |
| <i>Allocated to Schools</i>                             |                              | 4,230,106                  |                                   |
| Total   |                              | \$16,869,095               | *                                 |
|   |                              |                            | <u>\$1,902,408</u>                |
| <b>STATEWIDE PRIVILEGE TAX</b>                          | \$474,421                    |                            |                                   |
|   |                              |                            | *                                 |
|   |                              |                            | <u>\$474,421</u>                  |
| <b>NUCLEAR IN LIEU</b>                                  | \$20,000,000                 |                            |                                   |
| <i>Allocated to Counties</i>                            |                              | \$11,294,364               |                                   |
| <i>Allocated to Cities</i>                              |                              | 7,505,636                  |                                   |
| Total   |                              | \$18,800,000               |                                   |
|   |                              |                            | <u>\$1,200,000</u>                |
| <b>AMS SETTLEMENT</b>                                   | \$10,000,000                 |                            |                                   |
|   |                              |                            | <u>\$10,000,000</u>               |
| <b>OTHER COLLECTIONS</b>                                |                              |                            |                                   |
| <i>Special Counties/Cities**</i>                        | \$37,633,944                 | \$37,633,944               |                                   |
| <i>Gross Public Utility Regulatory Fund</i>             | 5,545,835                    | 5,545,821                  | 14                                |
| <i>Environmental Protection Trust Fund - Management</i> | 3,346,586                    | 3,346,586                  |                                   |
| <i>Environmental Protection Trust Fund - Waste Tire</i> | 2,260,930                    | 2,260,930                  |                                   |
| <i>Railcar in Lieu</i>                                  | 3,107,935                    | 3,107,935                  |                                   |
| <i>Refund Accounts</i>                                  | 6,717,944                    | 6,717,944                  |                                   |
| <i>Gross City Utility Tax</i>                           | 1,041,521                    | 1,041,521                  |                                   |
| <i>Department of Environmental Quality</i>              | 137,888                      | 137,888                    |                                   |
| <i>E911 Telephone Minimum Standards Service Charge</i>  | 1,669,932                    | 1,669,932                  |                                   |
| <i>Collection Fees</i>                                  | 1,682,214                    | 1,682,214                  |                                   |
| <i>Gross Railroad Regulation</i>                        | 200,550                      | 200,550                    |                                   |
| <i>Special Agents (Warrant Fees)</i>                    | 270,350                      | 270,350                    |                                   |
| <i>Sales and Services Outside Agency</i>                | 200,092                      | 200,092                    |                                   |
| <i>Municipal Gas Utility Regulation</i>                 | 25,029                       | 25,000                     | 29                                |
| <i>Mobile Home Title Collection Fees</i>                | 28,004                       | 28,004                     |                                   |
| <i>Mailing Fees - Tobacco</i>                           | 6,755                        | 6,755                      |                                   |
| <i>Mississippi Telecommunication Facility</i>           | 729,422                      | 729,422                    |                                   |
| <i>Miscellaneous General Fund Fees</i>                  | 46,444                       | 0                          | 46,444                            |
| <i>Hazardous Waste Tax (Counties)</i>                   | 59,095                       | 59,095                     |                                   |
| <b>TOTAL TAX COMMISSION RECEIPTS</b>                    | <u>\$5,585,062,081</u>       | <u>2,064,410,508</u>       | <u>3,520,651,573</u>              |

\*Included in Miscellaneous Tax on Schedule A & B.

\*\*See specific counties and cities below.

**\*\*COLLECTIONS FOR SPECIAL COUNTIES AND CITIES**

| County or City                              | Amount Collected | County or City                        | Amount Collected           |
|---|------------------|---------------------------------------|----------------------------|
| <i>Aberdeen</i>                             | 62,272           | <i>Magee</i>                          | 145,826                    |
| <i>Adams County</i>                         | 814,175          | <i>Montgomery County</i>              | 20,070                     |
| <i>Batesville</i>                           | 727,997          | <i>Moss Point</i>                     | 193,451                    |
| <i>Bay Springs</i>                          | 4,595            | <i>New Albany</i>                     | 402,233                    |
| <i>Canton</i>                               | 417,151          | <i>Newton</i>                         | 15,127                     |
| <i>Cleveland</i>                            | 484,523          | <i>Ocean Springs</i>                  | 30,472                     |
| <i>Clinton</i>                              | 74,427           | <i>Oxford - Stadium</i>               | 1,120,938                  |
| <i>Coahoma County</i>                       | 303,126          | <i>Oxford</i>                         | 116,862                    |
| <i>Columbus</i>                             | 1,128,026        | <i>Philadelphia</i>                   | 84,032                     |
| <i>Corinth</i>                              | 722,332          | <i>Picayune</i>                       | 268,339                    |
| <i>Desota County</i>                        | 3,652,157        | <i>Rankin County</i>                  | 313,669                    |
| <i>Florence</i>                             | 119,227          | <i>Richland</i>                       | 242,166                    |
| <i>Flowood</i>                              | 895,420          | <i>Ridgeland</i>                      | 866,938                    |
| <i>Greenwood</i>                            | 297,703          | <i>Southaven</i>                      | 78,443                     |
| <i>Grenada</i>                              | 351,042          | <i>Starkville</i>                     | 952,353                    |
| <i>Hancock County</i>                       | 155,595          | <i>Starkville - Oktibbeha Tourism</i> | 81,754                     |
| <i>Harrison County</i>                      | 3,031,897        | <i>Stone County</i>                   | 214,336                    |
| <i>Harrison County Board of Supervisors</i> | 1,515,920        | <i>Tishomingo County</i>              | 13,265                     |
| <i>Hattiesburg</i>                          | 3,167,905        | <i>Tunica County</i>                  | 2,604,556                  |
| <i>Hernando</i>                             | 8,282            | <i>Tupelo</i>                         | 2,462,530                  |
| <i>Holly Springs</i>                        | 195,697          | <i>Tupelo Water Facilities</i>        | 2,453,874                  |
| <i>Indianola</i>                            | 148,140          | <i>Vicksburg</i>                      | 353,214                    |
| <i>Jackson</i>                              | 3,144,105        | <i>Warren County</i>                  | 760,648                    |
| <i>Kosciusko</i>                            | 22,644           | <i>Washington County</i>              | 543,456                    |
| <i>Lauderdale County</i>                    | 411,571          | <i>West Point</i>                     | 192,177                    |
| <i>Laurel</i>                               | 918,675          | <i>Yazoo County</i>                   | 270,444                    |
| <i>Lowndes County</i>                       | 58,169           |                                       |                            |
|   |                  | <b>TOTAL</b>                          | <u><u>\$37,633,944</u></u> |



**AD  
VALOREM  
TAX  
AND  
HOMESTEAD  
EXEMPTION**

**AD VALOREM  
ASSESSMENT OF STATE OF MISSISSIPPI  
CALENDAR YEAR 2003**

| <b>PERSONAL PROPERTY</b>  |                        |                                 |   |                                 |  |
|---|------------------------|---------------------------------|---|---------------------------------|--|
| SPECIES   | ASSESSED VALUE         | AS PERCENT OF<br>ASSESSED VALUE | ASSESSED VALUATION<br>SUBJECT ONLY TO<br>27-39-329 & SCHOOL TAX | AS PERCENT OF<br>ASSESSED VALUE | SUM OF VALUATIONS<br>INCLUDING 27-39-329<br>& SCHOOL TAX |
| A. AUTOMOBILES  | \$3,559,577,714        | 57.11%                          |   |                                 |  |
| B. MOBILE HOMES   | 136,891,379            | 2.20%                           |   |                                 |  |
| 1. FURNITURE & FIXTURES   | 584,002,426            | 9.37%                           |   |                                 |  |
| 2. MACHINERY & EQUIPMENT  | 869,745,878            | 13.95%                          |   |                                 |  |
| 3. LEASED EQUIPMENT   | 135,440,675            | 2.17%                           |   |                                 |  |
| 4. INVENTORIES  | 658,233,430            | 10.56%                          |   |                                 |  |
| 5. BANKS  | 1,533,757              | 0.02%                           |   |                                 |  |
| 6. IN LIEU  | 258,956,038            | 4.15%                           |   |                                 |  |
| 7. MISCELLANEOUS  | 28,353,222             | 0.45%                           |   |                                 |  |
| <b>C: TOTAL VALUE</b>   | <b>\$6,232,734,519</b> | <b>100.00%</b>                  | <b>\$532,045,969</b>  | <b>8.54%</b>                    | <b>\$6,764,780,488</b>                                   |
| <b>D: PERSONAL PROPERTY VALUATION AS A PERCENTAGE OF TOTAL ASSESSMENT: 32.47%</b> |                        |                                 |   |                                 |  |

| <b>REAL PROPERTY</b>  |                         |                                 |   |                                 |  |
|---|-------------------------|---------------------------------|---|---------------------------------|--|
| SPECIES   | ASSESSED VALUE          | AS PERCENT OF<br>ASSESSED VALUE | ASSESSED VALUATION<br>SUBJECT ONLY TO<br>27-39-329 & SCHOOL TAX | AS PERCENT OF<br>ASSESSED VALUE | SUM OF VALUATIONS<br>INCLUDING 27-39-329<br>AND SCHOOL TAX |
| 5. MINERAL LEASES   | \$0                     | 0.00%                           |   |                                 |  |
| 3. CLASS 1 RESIDENTIAL  | 4,698,466,421           | 43.98%                          |   |                                 |  |
| IN LIEU   | 103,125,717             | 0.97%                           |   |                                 |  |
| 6. CULTIVATABLE LAND  | 634,557,129             | 5.94%                           |   |                                 |  |
| 7. BLDGS. AND IMPRVMENTS.<br>ON COUNTRY LANDS-CLS 2                           | 1,002,199,582           | 0.00%                           |   |                                 |  |
| 9. UNCULTIVATABLE LAND  | 743,475,192             | 6.96%                           |   |                                 |  |
| 12. REAL ESTATE IN CITIES,<br>TOWNS AND VILLAGES-CLS 2                        | 970,069,930             | 0.00%                           |   |                                 |  |
| 13. BLDGS. AND IMPRVMENTS.  | 2,531,352,130           | 23.69%                          |   |                                 |  |
| <b>A. TOTAL TAXABLE ACREAGE<br/>AND VALUE</b>                                 | <b>\$10,683,246,101</b> | <b>100.00%</b>                  | <b>\$214,873,644</b>  | <b>2.01%</b>                    | <b>\$10,898,119,745</b>                                    |
| <b>B: REAL PROPERTY VALUATION AS A PERCENTAGE OF TOTAL ASSESSMENT: 55.66%</b> |                         |                                 |   |                                 |  |

| <b>PUBLIC UTILITIES</b>  |                        |                                 |   |                                 |  |
|--|------------------------|---------------------------------|---|---------------------------------|--|
| SPECIES  | ASSESSED VALUE         | AS PERCENT OF<br>ASSESSED VALUE | ASSESSED VALUATION<br>SUBJECT ONLY TO<br>27-39-329 & SCHOOL TAX | AS PERCENT OF<br>ASSESSED VALUE | SUM OF VALUATIONS<br>INCLUDING 27-39-329<br>& SCHOOL TAX |
| 1. TELEPHONE   | \$398,859,000          | 17.51%                          |   |                                 |  |
| 2. ELECTRIC*   | 1,268,700,000          | 55.71%                          |   |                                 |  |
| 3. OIL & GAS   | 500,364,400            | 21.97%                          |   |                                 |  |
| 4. TRANSPORTATION**  | 109,583,130            | 4.81%                           |   |                                 |  |
| <b>5. TOTAL</b>  | <b>\$2,277,506,530</b> | <b>100.00%</b>                  | <b>\$0</b>  | <b>0.00%</b>                    | <b>\$2,277,506,530</b>                                   |
| <b>6. PUBLIC UTILITY VALUATION AS A PERCENTAGE OF TOTAL ASSESSMENT: 11.87%</b> |                        |                                 |   |                                 |  |

**SUMMARY**

- 1. TOTAL ASSESSMENT (EXCLUDING 27-39-329 & SCHOOL TAXES) \$19,193,487,150
- 2. TOTAL ASSESSMENT SUBJECT TO 27-39-329 AND SCHOOL TAX ONLY: \$746,919,613
- 3. GRAND TOTAL ASSESSMENT (SUM OF VALUATIONS SUBJECT TO ALL TAXES): \$19,940,406,763

\* INCLUDES \$600,000,000 ASSESSED VALUE SUBJECT TO IN-LIEU TAX ONLY

\*\* INCLUDES \$28,690,253 ASSESSED VALUE SUBJECT TO IN-LIEU TAX ONLY

**AD VALOREM  
ASSESSMENT OF PERSONAL PROPERTY BY CATEGORY  
CALENDAR YEAR 2003**

|    | COUNTY          | AUTOMOBILES  | MOBILE HOMES | FURNITURE & FIXTURES | MACHINERY & EQUIPMENT | LEASED EQUIPMENT | INVENTORIES |
|----|-----------------|--------------|--------------|----------------------|-----------------------|------------------|-------------|
| 1  | ADAMS           | \$39,250,588 | \$1,272,209  | \$6,491,150          | \$18,994,037          | \$1,642,268      | \$7,260,663 |
| 2  | ALCORN          | 40,134,406   | 1,224,054    | 5,441,178            | 8,855,909             | 743,117          | 11,150,111  |
| 3  | AMITE           | 19,134,804   | 1,267,065    | 911,109              | 2,785,382             | 515,441          | 1,188,924   |
| 4  | ATTALA          | 24,397,808   | 913,761      | 2,242,121            | 43,921,040            | 536,254          | 3,169,216   |
| 5  | BENTON          | 7,992,350    | 391,736      | 615,515              | 433,061               | 111,371          | 556,849     |
| 6  | BOLIVAR         | 40,354,445   | 743,736      | 8,806,516            | 1,180,304             | 527,179          | 8,718,234   |
| 7  | CALHOUN         | 15,750,382   | 835,618      | 1,289,571            | 2,147,612             | 201,302          | 3,081,386   |
| 8  | CARROLL         | 18,616,288   | 707,484      | 976,601              | 105,823               | 129,968          | 502,790     |
| 9  | CHICKASAW       | 18,386,632   | 1,615,227    | 1,631,877            | 2,189,262             | 737,648          | 4,888,623   |
| 10 | CHOCTAW         | 13,475,227   | 727,929      | 452,293              | 7,468,437             | 122,057          | 1,113,944   |
| 11 | CLAIBORNE       | 15,812,958   | 1,167,480    | 441,879              | 1,026,433             | 395,101          | 5,346,833   |
| 12 | CLARKE          | 21,848,292   | 1,759,184    | 415,110              | 13,479,790            | 313,010          | 2,108,040   |
| 13 | CLAY            | 23,151,160   | 1,730,168    | 2,329,933            | 8,126,805             | 751,014          | 5,711,365   |
| 14 | COAHOMA         | 28,699,084   | 874,862      | 11,276,811           | 1,957,575             | 1,130,656        | 5,101,215   |
| 15 | COPIAH          | 33,025,805   | 2,306,641    | 3,581,068            | 3,332,660             | 794,440          | 4,946,750   |
| 16 | COVINGTON       | 24,731,537   | 1,884,098    | 1,035,156            | 7,445,464             | 1,491,144        | 2,825,156   |
| 17 | DESOTO          | 206,737,871  | 1,368,434    | 22,779,275           | 30,942,056            | 4,972,563        | 30,788,910  |
| 18 | FORREST         | 65,549,843   | 2,768,055    | 15,671,198           | 7,348,623             | 3,717,872        | 27,595,977  |
| 19 | FRANKLIN        | 10,607,965   | 431,849      | 1,291,239            | 1,187,668             | 132,557          | 465,063     |
| 20 | GEORGE          | 24,452,013   | 2,098,763    | 2,160,836            | 244,235               | 273,296          | 2,043,329   |
| 21 | GREENE          | 13,408,915   | 926,435      | 1,087,370            | 614,050               | 82,570           | 424,450     |
| 22 | GRENADA         | 31,286,165   | 956,089      | 3,854,442            | 12,543,193            | 1,738,011        | 6,361,843   |
| 23 | HANCOCK         | 63,983,213   | 1,674,661    | 10,763,942           | 8,515,822             | 1,060,415        | 5,057,038   |
| 24 | HARRISON        | 214,615,513  | 7,193,902    | 70,927,542           | 77,380,503            | 14,820,633       | 41,849,074  |
| 25 | HINDS           | 260,139,079  | 2,982,685    | 61,000,938           | 47,787,470            | 22,069,291       | 67,301,498  |
| 26 | HOLMES          | 18,901,259   | 1,888,501    | 3,140,040            | 1,031,848             | 212,668          | 1,979,563   |
| 27 | HUMPHREYS       | 10,647,632   | 316,512      | 1,028,121            | 1,961,492             | 119,506          | 746,546     |
| 28 | ISSAQUENA       | 2,446,605    | 182,735      | 39,620               | 554,802               | 30,520           | 4,159       |
| 29 | ITAWAMBA        | 26,726,541   | 1,231,021    | 2,230,269            | 2,552,333             | 375,443          | 5,388,024   |
| 30 | JACKSON         | 169,456,010  | 5,512,320    | 10,584,504           | 117,001,622           | 9,082,516        | 16,527,483  |
| 31 | JASPER          | 21,681,396   | 1,777,756    | 2,193,008            | 2,320,683             | 305,212          | 2,182,330   |
| 32 | JEFFERSON       | 7,747,432    | 789,287      | 155,190              | 589,730               | 59,860           | 223,840     |
| 33 | JEFFERSON DAVIS | 16,899,222   | 977,035      | 651,866              | 271,646               | 179,814          | 700,651     |
| 34 | JONES           | 82,155,659   | 4,432,788    | 8,522,936            | 15,059,388            | 3,799,057        | 14,539,292  |
| 35 | KEMPER          | 33,681,290   | 1,546,567    | 3,148,013            | 732,351               | 870,485          | 2,077,168   |
| 36 | LAFAYETTE       | 48,556,345   | 1,745,227    | 5,270,439            | 6,503,261             | 2,508,047        | 5,752,989   |
| 37 | LAMAR           | 69,266,202   | 2,992,334    | 13,268,632           | 705,306               | 959,296          | 10,790,082  |
| 38 | LAUDERDALE      | 87,831,927   | 5,284,152    | 19,698,244           | 11,243,679            | 1,820,758        | 23,651,549  |
| 39 | LAWRENCE        | 16,200,480   | 900,000      | 2,799,489            | 22,747,812            | 228,077          | 2,508,414   |
| 40 | LEAKE           | 24,450,646   | 1,298,612    | 1,239,091            | 1,951,695             | 920,047          | 2,926,222   |
| 41 | LEE             | 106,868,943  | 2,297,757    | 19,091,416           | 35,239,765            | 7,159,705        | 54,897,211  |
| 42 | LEFLORE         | 30,724,664   | 789,199      | 6,300,693            | 3,234,352             | 1,425,650        | 9,624,441   |
| 43 | LINCOLN         | 49,307,507   | 2,273,107    | 11,052,858           | 3,017,095             | 766,120          | 10,959,479  |
| 44 | LOWNDES         | 70,765,878   | 2,480,707    | 13,847,670           | 64,842,061            | 2,055,877        | 18,334,881  |
| 45 | MADISON         | 176,566,614  | 1,319,390    | 26,697,990           | 14,335,404            | 1,917,085        | 19,233,039  |
| 46 | MARION          | 30,830,546   | 2,025,006    | 3,051,471            | 2,454,646             | 936,815          | 3,975,417   |
| 47 | MARSHALL        | 32,788,870   | 2,912,915    | 2,770,785            | 7,705,973             | 1,607,576        | 3,634,580   |
| 48 | MONROE          | 45,031,077   | 3,297,748    | 3,975,693            | 8,660,352             | 1,777,118        | 8,809,013   |
| 49 | MONTGOMERY      | 12,964,044   | 507,779      | 1,293,169            | 1,097,811             | 90,799           | 1,335,224   |
| 50 | NESHOBA         | 28,500,000   | 1,200,000    | 2,949,565            | 3,212,470             | 688,960          | 3,924,798   |
| 51 | NEWTON          | 24,609,062   | 2,081,642    | 2,620,662            | 2,835,453             | 311,467          | 4,061,756   |
| 52 | NOXUBEE         | 12,767,640   | 827,262      | 574,305              | 3,650,889             | 298,448          | 1,820,181   |
| 53 | OKTIBBEHA       | 45,449,205   | 2,547,654    | 7,235,754            | 4,515,993             | 2,943,667        | 6,715,661   |
| 54 | PANOLA          | 34,434,656   | 1,932,981    | 3,615,149            | 7,953,921             | 1,501,167        | 9,284,883   |

**AD VALOREM  
ASSESSMENT OF PERSONAL PROPERTY BY CATEGORY  
CALENDAR YEAR 2003**

| BANKS   | IN LIEU    | MISC.      | SEC 27-39-329<br>AND<br>SCHOOL TAX | TOTAL<br>ASSESSED<br>VALUE | TOTAL TRUE<br>VALUE | NUMBER<br>OF<br>PARCELS |    |
|---------|------------|------------|------------------------------------|----------------------------|---------------------|-------------------------|----|
|         |            |            | \$15,940,853                       | \$90,851,768               | \$474,843,157       | 1,445                   | 1  |
|         |            |            | 21,582,848                         | 89,131,623                 | 460,429,103         | 1,088                   | 2  |
|         |            | 16,278     | 137,775                            | 25,956,778                 | 109,262,502         | 395                     | 3  |
|         | 43,285,992 | 26,079     | 1,408,481                          | 119,900,752                | 718,009,881         | 624                     | 4  |
|         |            |            | 1,382,495                          | 11,483,377                 | 49,914,663          | 214                     | 5  |
| 210,162 |            |            | 5,117,195                          | 65,657,771                 | 303,203,551         | 1,547                   | 6  |
|         |            | 18         | 615,834                            | 23,921,723                 | 106,976,656         | 563                     | 7  |
| 33,340  |            | 75,435     | 847,281                            | 21,995,010                 | 84,577,966          | 272                     | 8  |
|         |            |            | 1,259,100                          | 30,708,369                 | 143,433,688         | 953                     | 9  |
|         |            | 677,324    | 65,054                             | 24,102,265                 | 115,764,242         | 314                     | 10 |
|         |            | 21,614     |                                    | 24,212,298                 | 108,705,479         | 363                     | 11 |
| 30      |            | 161,760    |                                    | 40,085,216                 | 194,402,779         | 754                     | 12 |
|         |            | 155,931    | 5,452,764                          | 47,409,140                 | 238,890,066         | 771                     | 13 |
| 5,324   |            | 114,550    | 2,431,986                          | 51,592,063                 | 248,283,472         | 1,099                   | 14 |
|         |            | 31,050     | 6,407,660                          | 54,426,074                 | 252,752,972         | 860                     | 15 |
| 126,760 |            |            | 467,618                            | 40,006,933                 | 184,274,321         | 619                     | 16 |
| 17,223  | 23,310,100 | 1,246,725  | 16,858,836                         | 339,021,993                | 1,571,007,815       | 3,668                   | 17 |
| 23,939  |            | 129        | 21,108,964                         | 143,784,600                | 740,064,521         | 2,484                   | 18 |
|         |            | 4,282      | 309,514                            | 14,430,137                 | 60,840,979          | 327                     | 19 |
|         |            |            | 109,299                            | 31,381,771                 | 127,705,077         | 648                     | 20 |
|         |            |            | 124,710                            | 16,668,500                 | 66,424,987          | 288                     | 21 |
|         |            | 321,907    | 9,509,389                          | 66,571,039                 | 339,519,307         | 987                     | 22 |
|         | 41,250,000 | 552,126    | 9,651,234                          | 142,508,451                | 801,115,349         | 959                     | 23 |
|         |            | 491        | 11,834,639                         | 438,622,297                | 2,208,763,604       | 6,767                   | 24 |
|         | 25,222,507 | 5,209,972  | 47,970,973                         | 539,684,413                | 2,741,220,250       | 9,592                   | 25 |
| 190,410 | 824        | 281,577    | 220,388                            | 27,847,078                 | 122,640,731         | 565                     | 26 |
|         |            |            |                                    | 14,819,809                 | 63,306,620          | 378                     | 27 |
| 19      |            | 133        |                                    | 3,258,593                  | 13,568,592          | 82                      | 28 |
|         |            |            | 9,497,939                          | 48,001,570                 | 230,921,995         | 524                     | 29 |
|         | 8,998,192  | 10,565,266 | 69,893,363                         | 417,621,276                | 2,219,288,473       | 3,276                   | 30 |
|         |            | 6,588      | 2,595,509                          | 33,062,482                 | 148,145,128         | 594                     | 31 |
| 8,830   |            |            |                                    | 9,574,169                  | 38,001,756          | 245                     | 32 |
|         |            | 18,055     |                                    | 19,698,289                 | 74,991,184          | 414                     | 33 |
| 164     |            | 593,453    | 12,746,624                         | 141,849,361                | 671,810,209         | 2,290                   | 34 |
|         |            |            |                                    | 42,055,874                 | 42,055,874          | 231                     | 35 |
|         |            |            | 6,988,593                          | 77,324,901                 | 353,644,673         | 1,124                   | 36 |
| 107,312 |            | 103,736    | 664,812                            | 98,857,712                 | 428,107,813         | 1,569                   | 37 |
|         | 281        | 131,486    | 2,894,558                          | 152,556,634                | 724,271,136         | 2,433                   | 38 |
|         |            |            | 2,045,109                          | 47,429,381                 | 262,194,137         | 495                     | 39 |
| 34,011  |            | 72,125     | 2,401,450                          | 35,293,899                 | 153,788,200         | 569                     | 40 |
| 3,934   |            |            | 38,665,719                         | 264,224,450                | 1,405,266,197       | 3,982                   | 41 |
|         |            | 226,775    | 11,965,217                         | 64,290,991                 | 326,190,812         | 1,225                   | 42 |
|         |            |            | 3,339,390                          | 80,715,556                 | 373,744,539         | 1,369                   | 43 |
|         | 55,275,567 |            | 14,088,411                         | 241,691,052                | 1,375,387,418       | 2,269                   | 44 |
|         |            | 365,343    | 12,440,684                         | 252,875,549                | 1,097,280,790       | 3,695                   | 45 |
|         |            | 10,549     | 479,349                            | 43,763,799                 | 188,990,173         | 1,023                   | 46 |
| 51,224  |            |            | 2,555,109                          | 54,027,032                 | 250,883,765         | 1,246                   | 47 |
|         |            |            | 38,269,670                         | 109,820,671                | 582,033,871         | 1,564                   | 48 |
|         |            | 46,928     | 274,606                            | 17,610,360                 | 74,187,602          | 444                     | 49 |
| 182     |            | 360,884    | 2,221,140                          | 43,057,999                 | 192,053,284         | 970                     | 50 |
|         |            |            |                                    | 36,520,042                 | 161,436,694         | 614                     | 51 |
|         |            | 68,339     | 2,185,458                          | 22,192,522                 | 105,391,443         | 527                     | 52 |
|         |            |            | 688,049                            | 70,095,983                 | 315,809,111         | 1,578                   | 53 |
|         | 46,863,226 | 163,517    | 4,130,075                          | 109,879,575                | 617,744,487         | 1,260                   | 54 |

**AD VALOREM  
ASSESSMENT OF PERSONAL PROPERTY BY CATEGORY  
CALENDAR YEAR 2003**

|    | COUNTY       | AUTOMOBILES            | MOBILE HOMES         | FURNITURE & FIXTURES | MACHINERY & EQUIPMENT | LEASED EQUIPMENT     | INVENTORIES          |
|----|--------------|------------------------|----------------------|----------------------|-----------------------|----------------------|----------------------|
| 55 | PEARL RIVER  | 64,057,968             | 484,481              | 6,526,235            | 3,842,349             | 525,616              | 4,362,872            |
| 56 | PERRY        | 14,412,203             | 959,699              | 1,159,285            | 7,900,948             | 149,286              | 1,664,024            |
| 57 | PIKE         | 44,427,066             | 2,900,454            | 10,428,370           | 4,062,547             | 645,577              | 8,853,458            |
| 58 | PONTOTOC     | 34,180,039             | 2,119,623            | 1,985,062            | 2,355,943             | 1,412,842            | 7,894,807            |
| 59 | PRENTISS     | 24,440,921             | 1,117,824            | 2,870,812            | 2,665,866             | 497,821              | 4,427,170            |
| 60 | QUITMAN      | 8,096,480              | 239,913              | 1,336,311            | 895,561               | 94,007               | 1,276,089            |
| 61 | RANKIN       | 220,881,538            | 5,420,636            | 21,214,201           | 28,713,661            | 7,554,596            | 34,918,971           |
| 62 | SCOTT        | 29,970,003             | 2,397,989            | 2,904,330            | 7,996,250             | 1,961,160            | 3,788,120            |
| 63 | SHARKEY      | 6,180,946              | 405,201              | 375,856              | 207,246               | 327,812              | 859,511              |
| 64 | SIMPSON      | 31,632,140             | 2,888,387            | 3,191,420            | 318,536               | 497,087              | 2,866,835            |
| 65 | SMITH        | 21,936,037             | 1,296,746            | 1,013,160            | 7,585,970             | 265,160              | 3,553,530            |
| 66 | STONE        | 15,733,229             | 864,876              | 2,394,764            | 3,455,734             | 548,766              | 2,799,679            |
| 67 | SUNFLOWER    | 28,059,754             | 541,313              | 2,271,802            | 5,651,425             | 1,472,258            | 6,582,153            |
| 68 | TALLAHATCHIE | 13,831,346             | 747,292              | 743,877              | 787,731               | 359,538              | 801,269              |
| 69 | TATE         | 33,998,188             | 1,065,542            | 1,715,839            | 2,210,119             | 697,313              | 2,690,538            |
| 70 | TIPPAH       | 21,933,324             | 1,085,561            | 1,154,085            | 6,113,323             | 519,066              | 4,346,421            |
| 71 | TISHOMINGO   | 23,063,058             | 583,390              | 1,749,745            | 7,350,724             | 795,214              | 6,124,105            |
| 72 | TUNICA       | 16,709,837             | 839,769              | 58,271,105           | 26,857,086            | 958,128              | 3,999,550            |
| 73 | UNION        | 29,503,029             | 1,656,916            | 2,521,390            | 4,794,709             | 1,706,092            | 9,291,616            |
| 74 | WALTHALL     | 17,210,730             | 1,169,193            | 970,097              | 1,001,427             | 101,809              | 1,272,681            |
| 75 | WARREN       | 67,984,296             | 2,268,830            | 31,968,409           | 43,659,541            | 4,557,801            | 17,707,188           |
| 76 | WASHINGTON   | 59,270,591             | 1,504,489            | 3,294,052            | 14,201,687            | 2,352,660            | 16,433,169           |
| 77 | WAYNE        | 25,855,647             | 2,280,163            | 593,981              | 8,366,858             | 1,657,128            | 3,909,519            |
| 78 | WEBSTER      | 15,471,360             | 476,542              | 903,715              | 813,032               | 117,810              | 1,817,183            |
| 79 | WILKINSON    | 10,081,881             | 1,139,617            | 908,205              | 352,110               | 306,677              | 827,580              |
| 80 | WINSTON      | 26,331,125             | 1,275,303            | 1,880,466            | 7,775,660             | 383,733              | 3,626,759            |
| 81 | YALOBUSHA    | 13,528,819             | 403,059              | 586,155              | 1,872,003             | 31,514               | 1,371,422            |
| 82 | YAZOO        | 26,996,464             | 1,568,452            | 2,548,385            | 9,940,785             | 983,266              | 4,001,054            |
|    | <b>TOTAL</b> | <b>\$3,559,577,714</b> | <b>\$136,891,379</b> | <b>\$584,002,426</b> | <b>\$869,745,878</b>  | <b>\$135,440,675</b> | <b>\$658,233,430</b> |

AUTOMOBILES ARE CLASS 5 PROPERTY WITH AN ASSESSMENT RATIO OF 30%



**AD VALOREM  
ASSESSMENT OF PERSONAL PROPERTY BY CATEGORY  
CALENDAR YEAR 2003**

| BANKS              | IN LIEU              | MISC.               | SEC 27-39-329<br>AND<br>SCHOOL TAX | TOTAL<br>ASSESSED<br>VALUE | TOTAL TRUE<br>VALUE     | NUMBER<br>OF<br>PARCELS |    |
|--------------------|----------------------|---------------------|------------------------------------|----------------------------|-------------------------|-------------------------|----|
|                    |                      | 273,232             | 405,153                            | 80,477,906                 | 322,992,502             | 1,433                   | 55 |
|                    |                      | 117,646             | 598,019                            | 26,961,110                 | 131,700,043             | 397                     | 56 |
|                    |                      | 7,560               | 3,281,030                          | 74,606,062                 | 349,282                 | 1,600                   | 57 |
|                    |                      |                     | 8,082,234                          | 58,030,550                 | 272,936,779             | 849                     | 58 |
| 8,390              |                      | 56,033              | 15,430,821                         | 51,515,658                 | 261,967,883             | 915                     | 59 |
| 17,377             |                      | 122,508             | 2,220,724                          | 14,298,970                 | 68,337,336              | 319                     | 60 |
| 15,348             |                      |                     | 16,581,422                         | 335,300,373                | 1,506,323,713           | 4,461                   | 61 |
|                    |                      |                     | 6,965,060                          | 55,982,912                 | 273,316,203             | 981                     | 62 |
|                    |                      | 126,840             |                                    | 8,483,412                  | 35,952,895              | 251                     | 63 |
| 229,429            |                      | 295,075             | 2,150,396                          | 44,069,305                 | 188,354,767             | 804                     | 64 |
|                    |                      |                     | 1,305,830                          | 36,956,433                 | 173,253,335             | 480                     | 65 |
|                    |                      | 23,184              | 1,890,356                          | 27,710,588                 | 132,293,139             | 588                     | 66 |
| 143,181            |                      | 284,843             | 4,433,107                          | 49,439,836                 | 236,063,933             | 960                     | 67 |
| 48,187             |                      | 48,746              |                                    | 17,367,986                 | 69,681,837              | 479                     | 68 |
|                    |                      | 135,078             | 4,448,908                          | 46,961,525                 | 199,746,761             | 712                     | 69 |
|                    |                      | 29,662              | 4,334,511                          | 39,515,953                 | 190,328,412             | 1,088                   | 70 |
| 61,274             |                      | 1,631               |                                    | 39,729,141                 | 187,983,968             | 655                     | 71 |
| 176,443            |                      | 891,141             | 139,189                            | 108,842,248                | 669,914,308             | 507                     | 72 |
|                    | 14,749,349           | 35,832              | 6,387,726                          | 70,646,659                 | 372,634,292             | 892                     | 73 |
|                    |                      | 58,182              | 352,300                            | 22,136,419                 | 90,206,879              | 429                     | 74 |
|                    |                      | 122,414             | 92,620                             | 168,361,099                | 895,794,846             | 1,595                   | 75 |
|                    |                      | 3,888,232           | 12,081,272                         | 113,026,152                | 555,939,044             | 2,410                   | 76 |
|                    |                      | 78,555              | 1,437,670                          | 44,179,521                 | 208,344,369             | 971                     | 77 |
|                    |                      | 57,429              | 769,674                            | 20,426,745                 | 84,607,096              | 381                     | 78 |
|                    |                      | 14,222              |                                    | 13,630,292                 | 57,262,347              | 377                     | 79 |
|                    |                      | 50,818              | 396,954                            | 41,720,818                 | 190,368,119             | 582                     | 80 |
|                    |                      | 3,934               | 4,860,561                          | 22,657,467                 | 105,952,028             | 381                     | 81 |
| 21,264             |                      |                     | 11,554,708                         | 57,614,378                 | 294,107,418             | 797                     | 82 |
| <b>\$1,533,757</b> | <b>\$258,956,038</b> | <b>\$28,353,222</b> | <b>\$532,045,969</b>               | <b>\$6,764,780,488</b>     | <b>\$32,840,236,628</b> | <b>100,450</b>          |    |

**AD VALOREM  
ASSESSMENT OF REAL PROPERTY BY CATEGORY  
CALENDAR YEAR 2003**

|    | COUNTY          | CLASS 1<br>LAND | CLASS 1<br>IMPROVEMENTS | IN LIEU    | CULTIVATABLE<br>LAND | BLDG & IMPROVED<br>COUNTRY LANDS |
|----|-----------------|-----------------|-------------------------|------------|----------------------|----------------------------------|
| 1  | ADAMS           | \$8,359,804     | \$38,310,562            |            | \$4,925,672          | \$9,328,338                      |
| 2  | ALCORN          | 4,529,152       | 44,357,694              |            | 2,634,359            | 9,548,527                        |
| 3  | AMITE           | 1,765,216       | 16,179,417              |            | 3,229,692            | 8,535,160                        |
| 4  | ATTALA          | 4,402,001       | 23,651,888              |            | 3,700,087            | 6,041,233                        |
| 5  | BENTON          | 864,276         | 9,250,045               |            | 1,198,148            | 3,373,451                        |
| 6  | BOLIVAR         | 5,096,862       | 35,783,260              |            | 30,974,340           | 13,354,603                       |
| 7  | CALHOUN         | 2,196,076       | 16,145,219              |            | 2,153,028            | 4,158,744                        |
| 8  | CARROLL         | 2,310,924       | 14,100,565              |            | 5,817,352            | 5,638,718                        |
| 9  | CHICKASAW       | 2,188,180       | 18,067,295              |            | 3,774,333            | 4,418,927                        |
| 10 | CHOCTAW         | 1,738,316       | 10,984,607              | 50,774,705 | 1,466,147            | 3,852,489                        |
| 11 | CLAIBORNE       | 1,314,154       | 7,527,919               |            | 2,669,893            | 3,856,990                        |
| 12 | CLARKE          | 2,272,832       | 19,022,312              |            | 3,173,876            | 5,554,251                        |
| 13 | CLAY            | 5,894,014       | 27,257,773              |            | 4,125,826            | 4,992,050                        |
| 14 | COAHOMA         | 4,372,788       | 23,550,932              | 320,458    | 21,156,596           | 12,364,806                       |
| 15 | COPIAH          | 5,185,201       | 31,803,314              |            | 4,052,280            | 9,378,455                        |
| 16 | COVINGTON       | 2,781,985       | 22,931,981              |            | 2,820,833            | 8,094,320                        |
| 17 | DeSOTO          | 56,187,404      | 315,287,622             | 11,930,854 | 14,800,307           | 9,657,272                        |
| 18 | FORREST         | 14,917,539      | 83,208,693              |            | 4,146,360            | 11,695,501                       |
| 19 | FRANKLIN        | 987,402         | 8,501,644               |            | 1,576,582            | 3,236,552                        |
| 20 | GEORGE          | 4,031,599       | 22,376,476              |            | 2,501,404            | 7,999,629                        |
| 21 | GREENE          | 1,682,909       | 11,976,059              |            | 1,245,106            | 3,380,521                        |
| 22 | GRENADA         | 7,008,025       | 29,979,344              |            | 3,207,202            | 6,373,464                        |
| 23 | HANCOCK         | 27,326,747      | 92,617,409              | 3,644,366  | 11,150,818           | 41,147,475                       |
| 24 | HARRISON        | 85,793,921      | 280,453,369             |            | 18,113,570           | 24,462,394                       |
| 25 | HINDS           | 70,719,043      | 305,429,575             | 848,848    | 21,729,549           | 55,594,179                       |
| 26 | HOLMES          | 1,958,092       | 12,413,625              | 104,273    | 12,656,624           | 7,208,168                        |
| 27 | HUMPHREYS       | 1,178,292       | 8,612,431               | 12,964,698 | 5,548,258            | 671,838                          |
| 28 | ISSAQUENA       | 188,190         | 1,198,671               |            | 7,885,772            | 2,441,812                        |
| 29 | ITAWAMBA        | 3,430,528       | 24,012,648              |            | 3,149,574            | 5,030,655                        |
| 30 | JACKSON         | 59,252,933      | 210,922,660             |            | 17,437,684           | 42,055,040                       |
| 31 | JASPER          | 1,699,149       | 18,357,510              |            | 3,240,280            | 6,915,783                        |
| 32 | JEFFERSON       | 868,662         | 6,231,557               |            | 2,488,796            | 3,477,254                        |
| 33 | JEFFERSON DAVIS | 1,440,147       | 15,261,907              |            | 2,383,135            | 5,412,415                        |
| 34 | JONES           | 11,448,077      | 77,097,599              |            | 6,899,098            | 23,777,086                       |
| 35 | KEMPER          | 786,388         | 9,141,439               |            | 1,582,276            | 2,816,320                        |
| 36 | LAFAYETTE       | 16,608,330      | 61,423,582              |            | 9,827,813            | 22,573,873                       |
| 37 | LAMAR           | 14,234,111      | 93,683,380              |            | 8,309,654            | 15,969,505                       |
| 38 | LAUDERDALE      | 21,443,062      | 113,607,352             |            | 11,812,920           | 16,901,810                       |
| 39 | LAWRENCE        | 1,259,694       | 15,922,253              |            | 1,192,068            | 10,885,092                       |
| 40 | LEAKE           | 3,703,905       | 22,329,276              |            | 2,882,373            | 9,240,864                        |
| 41 | LEE             | 29,515,112      | 130,850,376             |            | 8,196,519            | 28,418,613                       |
| 42 | LEFLORE         | 8,684,958       | 31,763,503              |            | 21,245,151           | 12,293,484                       |
| 43 | LINCOLN         | 8,744,637       | 42,891,341              |            | 5,720,397            | 15,862,603                       |
| 44 | LOWNDES         | 13,993,303      | 87,570,333              | 1,895,142  | 9,117,319            | 33,173,595                       |
| 45 | MADISON         | 56,328,754      | 201,279,452             |            | 27,295,617           | 28,781,972                       |
| 46 | MARION          | 3,508,038       | 27,838,935              |            | 3,080,482            | 8,339,516                        |
| 47 | MARSHALL        | 5,613,804       | 40,634,294              |            | 9,756,478            | 12,691,022                       |
| 48 | MONROE          | 9,997,013       | 50,007,513              | 716,852    | 6,457,836            | 8,776,852                        |
| 49 | MONTGOMERY      | 1,530,679       | 12,044,988              |            | 2,555,267            | 2,156,269                        |
| 50 | NESHOBA         | 4,294,706       | 29,538,836              |            | 2,448,320            | 10,469,700                       |
| 51 | NEWTON          | 2,423,383       | 22,614,974              |            | 2,532,527            | 5,828,332                        |
| 52 | NOXUBEE         | 1,024,720       | 9,786,794               |            | 5,040,569            | 5,190,974                        |
| 53 | OKTIBBEHA       | 11,839,219      | 56,369,607              |            | 6,406,227            | 11,894,504                       |
| 54 | PANOLA          | 6,730,707       | 35,797,231              | 608,600    | 7,960,790            | 9,283,884                        |
| 55 | PEARL RIVER     | 12,468,317      | 74,354,338              |            | 9,898,572            | 19,897,457                       |
| 56 | PERRY           | 1,270,620       | 12,415,373              |            | 2,337,513            | 5,915,409                        |
| 57 | PIKE            | 6,302,735       | 42,280,064              |            | 3,675,011            | 13,941,261                       |

**AD VALOREM  
ASSESSMENT OF REAL PROPERTY BY CATEGORY  
CALENDAR YEAR 2003**

| UNCULTIVATABLE<br>LANDS** | URBAN<br>REAL ESTATE | URBAN<br>IMPROVEMENTS | SEC 27-39-329<br>AND<br>SCHOOL TAX | TOTAL<br>ASSESSED VALUE<br>OF REALTY | TRUE<br>VALUE | NUMBER<br>OF<br>PARCELS |    |
|---------------------------|----------------------|-----------------------|------------------------------------|--------------------------------------|---------------|-------------------------|----|
| \$8,386,110               | \$8,086,703          | \$25,498,213          |                                    | \$102,895,402                        | \$841,537,224 | 17,168                  | 1  |
| 4,923,368                 | 6,693,860            | 21,563,545            | 2,460,610                          | 96,711,115                           | 807,671,940   | 19,823                  | 2  |
| 16,300,609                | 663,759              | 4,592,444             | 101,808                            | 51,368,105                           | 402,234,950   | 13,318                  | 3  |
| 15,360,687                | 4,303,293            | 11,959,926            | 552,217                            | 69,971,332                           | 559,986,477   | 15,490                  | 4  |
| 5,713,916                 | 540,709              | 2,085,411             | 862,823                            | 23,888,779                           | 192,958,510   | 7,897                   | 5  |
| 4,324,530                 | 6,506,595            | 29,890,878            | 3,795,817                          | 129,726,885                          | 1,001,265,273 | 22,727                  | 6  |
| 9,887,744                 | 1,756,773            | 7,331,803             | 208,345                            | 43,837,732                           | 353,383,429   | 18,848                  | 7  |
| 11,405,524                | 363,129              | 1,770,699             | 51,548                             | 41,458,459                           | 331,092,907   | 9,520                   | 8  |
| 4,970,189                 | 2,184,203            | 9,758,638             | 1,464,065                          | 46,825,830                           | 379,672,130   | 12,424                  | 9  |
| 8,940,344                 | 727,906              | 2,624,831             | 171,536                            | 81,280,881                           | 584,277,136   | 8,539                   | 10 |
| 10,145,851                | 510,959              | 2,237,534             |                                    | 28,263,300                           | 217,880,130   | 7,575                   | 11 |
| 14,695,722                | 1,977,673            | 6,772,849             |                                    | 53,469,515                           | 427,417,735   | 15,326                  | 12 |
| 5,559,862                 | 8,517,344            | 21,441,335            | 5,224,728                          | 83,012,932                           | 663,918,929   | 12,225                  | 13 |
| 2,544,149                 | 7,269,579            | 28,597,336            | 1,752,369                          | 101,929,013                          | 772,605,825   | 15,685                  | 14 |
| 16,031,842                | 3,083,379            | 11,817,068            | 3,149,321                          | 84,500,860                           | 686,601,840   | 19,515                  | 15 |
| 8,274,305                 | 1,109,786            | 7,751,930             | 294,840                            | 54,059,980                           | 445,898,550   | 14,347                  | 16 |
| 2,292,398                 | 63,942,105           | 148,643,218           | 35,681,558                         | 658,422,738                          | 5,627,801,501 | 54,342                  | 17 |
| 7,138,198                 | 25,424,690           | 78,800,846            | 10,604,079                         | 235,935,906                          | 1,899,993,280 | 37,006                  | 18 |
| 9,827,649                 | 514,860              | 2,125,713             |                                    | 26,770,402                           | 210,080,480   | 8,886                   | 19 |
| 9,233,014                 | 987,948              | 4,151,059             |                                    | 51,281,129                           | 429,870,700   | 15,241                  | 20 |
| 17,713,837                | 500,098              | 2,164,321             |                                    | 38,662,851                           | 303,260,358   | 10,973                  | 21 |
| 5,531,924                 | 6,687,123            | 25,940,356            | 2,835,472                          | 87,562,910                           | 707,038,734   | 14,819                  | 22 |
| 30,752,100                | 27,595,547           | 35,519,926            | 246,811                            | 270,001,199                          | 2,199,798,628 | 48,975                  | 23 |
| 4,939,232                 | 178,776,746          | 408,704,814           | 4,362,276                          | 1,005,606,322                        | 7,924,866,447 | 92,052                  | 24 |
| 13,406,584                | 112,278,497          | 321,080,227           | 12,626,015                         | 913,712,517                          | 7,345,157,548 | 109,970                 | 25 |
| 11,101,358                | 1,662,989            | 7,434,274             | 104,273                            | 54,643,676                           | 412,187,726   | 14,660                  | 26 |
| 839,883                   | 3,565,367            |                       |                                    | 33,380,767                           | 255,174,188   | 8,472                   | 27 |
| 4,514,263                 | 72,166               | 288,130               |                                    | 16,589,004                           | 95,633,240    | 2,594                   | 28 |
| 8,465,305                 | 1,714,912            | 8,987,896             | 3,387,496                          | 58,179,014                           | 479,337,345   | 15,202                  | 29 |
| 32,214,465                | 61,947,551           | 111,165,469           | 1,521,286                          | 536,517,088                          | 4,567,414,458 | 78,038                  | 30 |
| 12,342,720                | 1,136,687            | 5,689,779             | 1,264,237                          | 50,646,145                           | 404,465,005   | 17,222                  | 31 |
| 12,391,341                | 431,465              | 1,942,966             |                                    | 27,832,041                           | 209,199,720   | 7,792                   | 32 |
| 8,622,031                 | 933,736              | 2,859,188             |                                    | 36,912,559                           | 301,732,110   | 12,773                  | 33 |
| 10,171,621                | 14,266,712           | 39,861,539            | 5,650,425                          | 189,172,157                          | 1,556,230,910 | 35,432                  | 34 |
| 15,221,970                | 280,495              | 1,593,754             |                                    | 31,422,642                           | 242,571,578   | 11,077                  | 35 |
| 11,870,246                | 24,278,033           | 49,189,794            | 3,195,126                          | 198,966,797                          | 1,586,528,270 | 20,620                  | 36 |
| 9,805,304                 | 9,600,589            | 38,186,949            | 488,999                            | 190,278,491                          | 1,628,210,520 | 25,799                  | 37 |
| 11,447,341                | 29,658,662           | 62,524,253            | 5,122,225                          | 272,517,625                          | 2,266,952,214 | 42,500                  | 38 |
| 9,804,802                 | 761,640              | 3,420,161             | 272,772                            | 43,518,482                           | 347,389,359   | 12,005                  | 39 |
| 12,049,587                | 3,253,338            | 9,339,086             | 3,477,698                          | 66,276,127                           | 528,608,462   | 14,123                  | 40 |
| 5,006,176                 | 41,740,186           | 122,123,991           | 15,617,231                         | 381,468,204                          | 3,077,637,930 | 36,656                  | 41 |
| 2,135,750                 | 8,835,475            | 26,909,449            | 3,142,504                          | 115,010,274                          | 901,553,120   | 16,329                  | 42 |
| 11,307,839                | 10,112,756           | 18,091,030            |                                    | 112,730,603                          | 923,638,679   | 22,604                  | 43 |
| 5,292,892                 | 20,060,696           | 47,362,548            | 3,319,696                          | 221,785,524                          | 1,817,115,614 | 28,686                  | 44 |
| 11,118,729                | 60,906,084           | 108,748,743           | 4,405,947                          | 498,865,298                          | 4,184,425,978 | 40,239                  | 45 |
| 10,108,344                | 4,728,239            | 12,147,121            | 649,884                            | 70,400,559                           | 573,826,970   | 18,010                  | 46 |
| 8,066,669                 | 3,449,727            | 14,089,130            | 5,149,097                          | 99,450,221                           | 817,128,720   | 22,253                  | 47 |
| 10,035,787                | 6,464,755            | 19,419,384            | 1,924,549                          | 113,800,541                          | 958,892       | 26,343                  | 48 |
| 6,324,938                 | 1,654,720            | 5,788,133             | 141,665                            | 32,196,659                           | 259,890,775   | 9,849                   | 49 |
| 9,975,896                 | 4,197,498            | 13,517,372            | 1,109,214                          | 75,551,542                           | 616,418,383   | 17,355                  | 50 |
| 9,750,532                 | 1,534,708            | 8,434,029             |                                    | 53,118,485                           | 437,555,174   | 15,508                  | 51 |
| 8,886,631                 | 867,156              | 3,040,325             | 1,549,590                          | 35,386,759                           | 271,930,180   | 9,340                   | 52 |
| 5,769,600                 | 17,117,556           | 55,006,514            | 187,713                            | 164,590,940                          | 1,324,612,040 | 19,642                  | 53 |
| 8,496,985                 | 7,072,357            | 24,764,523            | 4,289,322                          | 105,004,399                          | 841,779,441   | 22,149                  | 54 |
| 14,609,989                | 8,645,414            | 20,218,955            | 382,243                            | 160,475,285                          | 1,359,176,510 | 38,454                  | 55 |
| 8,841,872                 | 32,555               | 73,502                |                                    | 30,886,844                           | 251,532,259   | 9,732                   | 56 |
| 9,008,712                 | 6,888,336            | 29,458,577            | 734,527                            | 112,289,223                          | 910,506,921   | 23,673                  | 57 |

**AD VALOREM  
ASSESSMENT OF REAL PROPERTY BY CATEGORY  
CALENDAR YEAR 2003**

|    | COUNTY       | CLASS 1<br>LAND      | CLASS 1<br>IMPROVEMENTS | IN LIEU              | CULTIVATABLE<br>LAND | BLDG & IMPROVED<br>COUNTRY LANDS |
|----|--------------|----------------------|-------------------------|----------------------|----------------------|----------------------------------|
| 58 | PONTOTOC     | 5,580,137            | 33,613,553              |                      | 4,478,427            | 10,791,230                       |
| 59 | PRENTISS     | 3,437,235            | 27,645,766              |                      | 2,196,304            | 3,805,791                        |
| 60 | QUITMAN      | 709,557              | 6,315,922               |                      | 12,242,018           | 3,013,008                        |
| 61 | RANKIN       | 49,699,634           | 232,408,116             |                      | 30,538,650           | 38,891,772                       |
| 62 | SCOTT        | 3,156,593            | 25,682,397              |                      | 2,759,924            | 10,876,459                       |
| 63 | SHARKEY      | 644,975              | 4,451,096               |                      | 11,596,590           | 2,707,751                        |
| 64 | SIMPSON      | 4,996,935            | 29,514,423              |                      | 3,176,973            | 9,990,757                        |
| 65 | SMITH        | 1,826,734            | 17,589,256              |                      | 1,782,440            | 9,728,542                        |
| 66 | STONE        | 2,902,394            | 15,064,119              |                      | 2,164,382            | 4,341,620                        |
| 67 | SUNFLOWER    | 2,829,868            | 23,657,939              |                      | 24,647,334           | 7,199,048                        |
| 68 | TALLAHATCHIE | 760,972              | 10,123,570              | 19,291,121           | 11,044,223           | 5,090,598                        |
| 69 | TATE         | 9,912,533            | 38,805,305              |                      | 6,597,411            | 4,141,292                        |
| 70 | TIPPAH       | 2,916,210            | 23,045,129              |                      | 2,526,183            | 7,587,883                        |
| 71 | TISHOMINGO   | 4,902,463            | 25,965,293              |                      | 11,855,069           | 12,012,234                       |
| 72 | TUNICA       | 1,173,515            | 6,591,361               |                      | 27,021,136           | 98,467,548                       |
| 73 | UNION        | 2,679,645            | 34,266,934              | 25,800               | 2,594,962            | 7,270,885                        |
| 74 | WALTHALL     | 1,747,467            | 16,153,167              |                      | 3,673,186            | 7,343,902                        |
| 75 | WARREN       | 14,282,884           | 75,135,840              |                      | 11,264,225           | 34,081,515                       |
| 76 | WASHINGTON   | 9,408,573            | 56,082,764              |                      | 27,686,947           | 8,920,991                        |
| 77 | WAYNE        | 2,746,128            | 20,519,671              |                      | 2,403,913            | 6,539,077                        |
| 78 | WEBSTER      | 1,827,303            | 13,544,300              |                      | 1,853,063            | 3,465,358                        |
| 79 | WILKINSON    | 1,042,690            | 8,805,552               |                      | 2,565,265            | 5,537,872                        |
| 80 | WINSTON      | 3,201,793            | 25,290,453              |                      | 2,270,163            | 5,412,385                        |
| 81 | YALOBUSHA    | 1,615,387            | 12,499,535              |                      | 1,773,969            | 2,835,523                        |
| 82 | YAZOO        | 4,183,504            | 22,804,380              |                      | 16,480,092           | 7,815,530                        |
|    | <b>TOTAL</b> | <b>\$785,881,764</b> | <b>\$3,912,584,657</b>  | <b>\$103,125,717</b> | <b>\$634,557,129</b> | <b>\$1,002,199,582</b>           |

TAX PURPOSES \*\* UNCULTIVATABLE LAND CATEGORY = TIMBER LANDS

**AD VALOREM  
ASSESSMENT OF REAL PROPERTY BY CATEGORY  
CALENDAR YEAR 2003**

| <b>UNCULTIVATABLE<br/>LANDS**</b> | <b>URBAN<br/>REAL ESTATE</b> | <b>URBAN<br/>IMPROVEMENTS</b> | <b>SEC 27-39-329<br/>AND<br/>SCHOOL TAX</b> | <b>TOTAL<br/>ASSESSED VALUE<br/>OF REALTY</b> | <b>TRUE<br/>VALUE</b>   | <b>NUMBER<br/>OF<br/>PARCELS</b> |    |
|-----------------------------------|------------------------------|-------------------------------|---|---|-------------------------|----------------------------------|----|
| 5,999,818                         | 3,533,821                    | 12,785,885                    | 4,474,488                                   | 81,257,359                                    | 672,349,257             | 17,224                           | 58 |
| 6,377,731                         | 3,746,087                    | 12,400,445                    | 3,846,053                                   | 63,455,412                                    | 526,621,360             | 15,663                           | 59 |
| 1,314,368                         | 906,031                      | 3,419,236                     | 247,896                                     | 28,168,036                                    | 211,202,719             | 8,145                            | 60 |
| 11,641,245                        | 42,942,005                   | 124,590,576                   | 12,395,304                                  | 543,107,302                                   | 4,561,074,514           | 62,016                           | 61 |
| 7,565,955                         | 4,447,216                    | 14,687,004                    | 4,186,555                                   | 73,362,103                                    | 585,175,820             | 18,441                           | 62 |
| 1,306,895                         | 673,332                      | 2,964,762                     |   | 24,345,401                                    | 179,282,620             | 4,634                            | 63 |
| 13,181,471                        | 4,513,810                    | 12,979,854                    | 2,725,981                                   | 81,080,204                                    | 655,545,100             | 19,266                           | 64 |
| 11,129,300                        | 938,031                      | 2,910,668                     | 677,146                                     | 46,582,117                                    | 375,237,490             | 14,292                           | 65 |
| 7,876,791                         | 2,932,742                    | 6,622,567                     | 1,346,679                                   | 43,251,294                                    | 348,225,219             | 10,304                           | 66 |
| 1,326,789                         | 3,929,225                    | 20,186,267                    | 6,295,087                                   | 90,071,557                                    | 688,761,126             | 15,816                           | 67 |
| 678,165                           | 3,851,029                    |                               | 63,225                                      | 50,902,903                                    | 375,628,399             | 10,385                           | 68 |
| 3,902,877                         | 4,036,743                    | 10,967,820                    | 3,652,927                                   | 82,016,908                                    | 709,164,357             | 14,870                           | 69 |
| 7,763,969                         | 2,685,640                    | 8,342,864                     | 2,096,860                                   | 56,964,738                                    | 466,270,521             | 15,878                           | 70 |
| 5,902,850                         | 2,463,803                    | 10,325,741                    |   | 73,427,453                                    | 592,392,320             | 15,380                           | 71 |
| 1,732,653                         | 445,732                      | 2,119,736                     | 1,052,250                                   | 138,603,931                                   | 949,906,311             | 5,881                            | 72 |
| 6,329,530                         | 3,426,804                    | 15,224,059                    | 9,638,027                                   | 81,456,646                                    | 666,199,574             | 16,912                           | 73 |
| 6,669,212                         | 747,792                      | 3,183,256                     |   | 39,517,982                                    | 323,111,701             | 12,682                           | 74 |
| 12,294,386                        | 28,189,909                   | 70,927,576                    |   | 246,176,335                                   | 1,939,205,830           | 24,806                           | 75 |
| 2,214,494                         | 14,128,661                   | 58,740,772                    | 4,226,519                                   | 181,409,721                                   | 1,393,058,063           | 28,015                           | 76 |
| 13,323,847                        | 2,164,673                    | 8,981,874                     | 2,012,533                                   | 58,691,716                                    | 468,804,090             | 14,777                           | 77 |
| 8,053,725                         | 1,250,732                    | 5,271,312                     | 1,118,279                                   | 36,384,072                                    | 293,794,765             | 9,163                            | 78 |
| 15,158,302                        | 796,974                      | 3,163,218                     |   | 37,069,873                                    | 279,959,970             | 9,451                            | 79 |
| 10,165,511                        | 2,567,740                    | 9,625,036                     | 563,773                                     | 59,096,854                                    | 488,944,715             | 14,487                           | 80 |
| 5,796,427                         | 1,010,601                    | 3,203,994                     | 254,749                                     | 28,990,185                                    | 240,310,582             | 11,894                           | 81 |
| 11,869,615                        | 4,864,973                    | 13,226,124                    | 465,356                                     | 81,709,574                                    | 634,655,480             | 18,748                           | 82 |
| <b>\$743,475,192</b>              | <b>\$970,069,930</b>         | <b>\$2,531,352,130</b>        | <b>\$214,873,644</b>                        | <b>\$10,898,119,745</b>                       | <b>\$87,392,475,255</b> | <b>1,726,952</b>                 |    |

**AD VALOREM ASSESSMENTS FOR ALL COUNTIES  
CALENDAR YEAR 2003**

| COUNTY          | PERSONAL<br>PROPERTY<br>CLASS 3 | PERSONAL<br>SEC 27-39-329<br>AND<br>SCHOOL TAX | REAL<br>PROPERTY<br>CLASS 1 | REAL<br>PROPERTY<br>CLASS 2 | SEC 27-39-329<br>AND<br>SCHOOL TAX | PUBLIC SERVICE<br>CLASS 4 | TOTAL EXCLUDING<br>SEC 27-39-329<br>AND<br>SCHOOL TAX | TOTAL<br>SEC 27-39-329<br>AND<br>SCHOOL TAX | TOTAL<br>ASSESSMENT |
|-----------------|---------------------------------|--|-----------------------------|-----------------------------|------------------------------------|---------------------------|---|---|---------------------|
| ADAMS           | \$74,910,915                    | \$15,940,853                                   | \$46,670,366                | \$56,225,036                | \$0                                | \$14,726,540              | \$192,532,857   | \$15,940,853                                | \$208,473,710       |
| ALCORN          | 67,548,775                      | 21,582,848                                     | 48,886,846                  | 45,363,659                  | 2,460,610                          | 10,032,394                | 171,831,674   | 24,043,458                                  | 195,875,132         |
| AMITE           | 25,819,003                      | 137,775  | 17,944,633                  | 33,321,664                  | 101,808                            | 8,403,653                 | 85,488,953  | 239,583                                     | 85,728,536          |
| ATTALA          | 118,492,271                     | 1,408,481                                      | 28,053,889                  | 41,365,226                  | 552,217                            | 17,979,701                | 205,891,087   | 1,960,698                                   | 207,851,785         |
| BENTON          | 10,100,882                      | 1,382,495                                      | 10,114,321                  | 12,911,635                  | 862,823                            | 3,061,468                 | 36,188,306  | 2,245,318                                   | 38,433,624          |
| BOLIVAR         | 60,540,576                      | 5,117,195                                      | 40,880,122                  | 85,050,946                  | 3,795,817                          | 27,526,812                | 213,998,456   | 8,913,012                                   | 222,911,468         |
| CALHOUN         | 23,305,889                      | 615,834  | 18,341,295                  | 25,288,092                  | 208,345                            | 1,930,053                 | 68,865,329  | 824,179                                     | 69,689,508          |
| CARROLL         | 21,147,729                      | 847,281  | 16,411,489                  | 24,995,422                  | 51,548                             | 3,724,815                 | 66,279,455  | 898,829                                     | 67,178,284          |
| CHICKASAW       | 29,449,269                      | 1,259,100                                      | 20,255,475                  | 25,106,290                  | 1,464,065                          | 2,782,900                 | 77,593,934  | 2,723,165                                   | 80,317,099          |
| CHOCTAW         | 24,037,211                      | 65,054   | 12,722,923                  | 68,386,422                  | 171,536                            | 3,680,033                 | 108,826,589   | 236,590                                     | 109,063,179         |
| CLAIBORNE       | 24,212,298                      | 0  | 8,842,073                   | 19,421,227                  | 0                                  | 6,222,125                 | 58,697,723  | 0   | 58,697,723          |
| CLARKE          | 40,085,216                      | 0  | 21,295,144                  | 32,174,371                  | 0                                  | 33,428,881                | 126,983,612   | 0   | 126,983,612         |
| CLAY            | 41,956,376                      | 5,452,764                                      | 33,151,787                  | 44,636,417                  | 5,224,728                          | 6,002,772                 | 125,747,352   | 10,677,492                                  | 136,424,844         |
| COAHOMA         | 49,160,077                      | 2,431,986                                      | 27,923,720                  | 72,252,924                  | 1,752,369                          | 11,026,269                | 160,362,990   | 4,184,355                                   | 164,547,345         |
| COPIAH          | 48,018,414                      | 6,407,660                                      | 36,988,515                  | 44,363,024                  | 3,149,321                          | 11,145,990                | 140,515,943   | 9,556,981                                   | 150,072,924         |
| COVINGTON       | 39,539,315                      | 467,618  | 25,713,966                  | 28,051,174                  | 294,840                            | 48,773,605                | 142,078,060   | 762,458                                     | 142,840,518         |
| DeSOTO          | 322,163,157                     | 16,858,836                                     | 371,475,026                 | 251,266,154                 | 35,681,558                         | 24,353,811                | 969,258,148   | 52,540,394                                  | 1,021,798,542       |
| FORREST         | 122,675,636                     | 21,108,964                                     | 98,126,232                  | 127,205,595                 | 10,604,079                         | 45,501,150                | 393,508,613   | 31,713,043                                  | 425,221,656         |
| FRANKLIN        | 14,120,623                      | 309,514  | 9,489,046                   | 17,281,356                  | 0                                  | 10,130,691                | 51,021,716  | 309,514                                     | 51,331,230          |
| GEORGE          | 31,272,472                      | 109,299  | 26,408,075                  | 24,873,054                  | 0                                  | 16,597,021                | 99,150,622  | 109,299                                     | 99,259,921          |
| GREENE          | 16,543,790                      | 124,710  | 13,658,968                  | 25,003,883                  | 0                                  | 12,667,364                | 67,874,005  | 124,710                                     | 67,998,715          |
| GRENADA         | 57,061,650                      | 9,509,389                                      | 36,987,369                  | 47,740,069                  | 2,835,472                          | 9,411,659                 | 151,200,747   | 12,344,861                                  | 163,545,608         |
| HANCOCK         | 132,857,217                     | 9,651,234                                      | 119,944,156                 | 149,810,232                 | 246,811                            | 29,166,972                | 431,778,577   | 9,898,045                                   | 441,676,622         |
| HARRISON        | 426,787,658                     | 11,834,639                                     | 366,247,290                 | 634,996,756                 | 4,362,276                          | 146,425,184               | 1,574,456,888   | 16,196,915                                  | 1,590,653,803       |
| HINDS           | 491,713,440                     | 47,970,973                                     | 376,148,618                 | 524,937,884                 | 12,626,015                         | 144,779,215               | 1,537,579,157   | 60,596,988                                  | 1,598,176,145       |
| HOLMES          | 27,626,690                      | 220,388  | 14,371,717                  | 40,167,686                  | 104,273                            | 10,895,860                | 93,061,953  | 324,661                                     | 93,386,614          |
| HUMPHREYS       | 14,819,809                      | 0  | 9,790,723                   | 23,590,044                  | 0                                  | 6,781,262                 | 54,981,838  | 0   | 54,981,838          |
| ISSAQUENA       | 3,258,593                       | 0  | 1,386,861                   | 15,202,143                  | 0                                  | 2,735,831                 | 22,583,428  | 0   | 22,583,428          |
| ITAWAMBA        | 38,503,631                      | 9,497,939                                      | 27,443,176                  | 27,348,342                  | 3,387,496                          | 3,001,184                 | 96,296,333  | 12,885,435                                  | 109,181,768         |
| JACKSON         | 347,727,913                     | 69,893,363                                     | 270,175,593                 | 264,820,209                 | 1,521,286                          | 242,459,189               | 1,125,182,904   | 71,414,649                                  | 1,196,597,553       |
| JASPER          | 30,466,973                      | 2,595,509                                      | 20,056,659                  | 29,325,249                  | 1,264,237                          | 22,340,192                | 102,189,073   | 3,859,746                                   | 106,048,819         |
| JEFFERSON       | 9,574,169                       | 0  | 7,100,219                   | 20,731,822                  | 0                                  | 3,823,548                 | 41,229,758  | 0   | 41,229,758          |
| JEFFERSON DAVIS | 19,698,289                      | 0  | 16,702,054                  | 20,210,505                  | 0                                  | 12,304,551                | 68,915,399  | 0   | 68,915,399          |
| JONES           | 129,102,737                     | 12,746,624                                     | 88,545,676                  | 94,976,056                  | 5,650,425                          | 36,897,010                | 349,521,479   | 18,397,049                                  | 367,918,528         |
| KEMPER          | 42,055,874                      | 0  | 9,927,827                   | 21,494,815                  | 0                                  | 4,429,683                 | 77,908,199  | 0   | 77,908,199          |
| LAFAYETTE       | 70,336,308                      | 6,988,593                                      | 78,031,912                  | 117,739,759                 | 3,195,126                          | 7,144,987                 | 273,252,966   | 10,183,719                                  | 283,436,685         |
| LAMAR           | 98,192,900                      | 664,812  | 107,917,491                 | 81,872,001                  | 488,999                            | 19,186,215                | 307,168,607   | 1,153,811                                   | 308,322,418         |
| LAUDERDALE      | 149,662,076                     | 2,894,558                                      | 135,050,414                 | 132,344,986                 | 5,122,225                          | 49,959,881                | 467,017,357   | 8,016,783                                   | 475,034,140         |
| LAWRENCE        | 45,384,272                      | 2,045,109                                      | 17,181,947                  | 26,063,763                  | 272,772                            | 5,827,462                 | 94,457,444  | 2,317,881                                   | 96,775,325          |
| LEAKE           | 32,892,449                      | 2,401,450                                      | 26,033,181                  | 36,765,248                  | 3,477,698                          | 4,509,800                 | 100,200,678   | 5,879,148                                   | 106,079,826         |
| LEE             | 225,558,731                     | 38,665,719                                     | 160,365,488                 | 205,485,485                 | 15,617,231                         | 17,181,967                | 608,591,671   | 54,282,950                                  | 662,874,621         |
| LEFLORE         | 52,325,774                      | 11,965,217                                     | 40,448,461                  | 71,419,309                  | 3,142,504                          | 15,169,493                | 179,363,037   | 15,107,721                                  | 194,470,758         |
| LINCOLN         | 77,376,166                      | 3,339,390                                      | 51,635,978                  | 61,094,625                  | 0                                  | 14,194,021                | 204,300,790   | 3,339,390                                   | 207,640,180         |
| LOWNDES         | 227,602,641                     | 14,088,411                                     | 101,563,636                 | 116,902,192                 | 3,319,696                          | 17,943,031                | 464,011,500   | 17,408,107                                  | 481,419,607         |
| MADISON         | 240,434,865                     | 12,440,684                                     | 257,608,206                 | 236,851,145                 | 4,405,947                          | 28,192,172                | 763,086,388   | 16,846,631                                  | 779,933,019         |

**AD VALOREM ASSESSMENTS FOR ALL COUNTIES  
CALENDAR YEAR 2003**

| COUNTY       | PERSONAL<br>PROPERTY<br>CLASS 3 | PERSONAL<br>SEC 27-39-329<br>AND<br>SCHOOL TAX | REAL<br>PROPERTY<br>CLASS 1 | REAL<br>PROPERTY<br>CLASS 2 | SEC 27-39-329<br>AND<br>SCHOOL TAX | PUBLIC SERVICE<br>CLASS 4 | TOTAL EXCLUDING<br>SEC 27-39-329<br>AND<br>SCHOOL TAX | TOTAL<br>SEC 27-39-329<br>AND<br>SCHOOL TAX | TOTAL<br>ASSESSMENT     |
|--------------|---------------------------------|--|-----------------------------|-----------------------------|------------------------------------|---------------------------|---|---|-------------------------|
| MARION       | 43,284,450                      | 479,349  | 31,346,973                  | 38,403,702                  | 649,884                            | 9,166,151                 | 122,201,276   | 1,129,233                                   | 123,330,509             |
| MARSHALL     | 51,471,923                      | 2,555,109                                      | 46,248,098                  | 48,053,026                  | 5,149,097                          | 7,753,322                 | 153,526,369   | 7,704,206                                   | 161,230,575             |
| MONROE       | 71,551,001                      | 38,269,670                                     | 60,004,526                  | 51,871,466                  | 1,924,549                          | 29,443,132                | 212,870,125   | 40,194,219                                  | 253,064,344             |
| MONTGOMERY   | 17,335,754                      | 274,606  | 13,575,667                  | 18,479,327                  | 141,665                            | 3,595,978                 | 52,986,726  | 416,271                                     | 53,402,997              |
| NESHOBA      | 40,836,859                      | 2,221,140                                      | 33,833,542                  | 40,608,786                  | 1,109,214                          | 3,801,215                 | 119,080,402   | 3,330,354                                   | 122,410,756             |
| NEWTON       | 36,520,042                      | 0  | 25,038,357                  | 28,080,128                  | 0                                  | 7,135,540                 | 96,774,067  | 0   | 96,774,067              |
| NOXUBEE      | 20,007,064                      | 2,185,458                                      | 10,811,514                  | 23,025,655                  | 1,549,590                          | 6,017,647                 | 59,861,880  | 3,735,048                                   | 63,596,928              |
| OKTIBBEHA    | 69,407,934                      | 688,049  | 68,208,826                  | 96,194,401                  | 187,713                            | 8,065,980                 | 241,877,141   | 875,762                                     | 242,752,903             |
| PANOLA       | 105,749,500                     | 4,130,075                                      | 42,527,938                  | 58,187,139                  | 4,289,322                          | 16,365,766                | 222,830,343   | 8,419,397                                   | 231,249,740             |
| PEARL RIVER  | 80,072,753                      | 405,153  | 86,822,655                  | 73,270,387                  | 382,243                            | 23,598,034                | 263,763,829   | 787,396                                     | 264,551,225             |
| PERRY        | 26,363,091                      | 598,019  | 13,685,993                  | 17,200,851                  | 0                                  | 15,229,352                | 72,479,287  | 598,019                                     | 73,077,306              |
| PIKE         | 71,325,032                      | 3,281,030                                      | 48,582,799                  | 62,971,897                  | 734,527                            | 17,189,337                | 200,069,065   | 4,015,557                                   | 204,084,622             |
| PONTOTOC     | 49,948,316                      | 8,082,234                                      | 39,193,690                  | 37,589,181                  | 4,474,488                          | 3,348,319                 | 130,079,506   | 12,556,722                                  | 142,636,228             |
| PRENTISS     | 36,084,837                      | 15,430,821                                     | 31,083,001                  | 28,526,358                  | 3,846,053                          | 3,063,657                 | 98,757,853  | 19,276,874                                  | 118,034,727             |
| QUITMAN      | 12,078,246                      | 2,220,724                                      | 7,025,479                   | 20,894,661                  | 247,896                            | 6,895,377                 | 46,893,763  | 2,468,620                                   | 49,362,383              |
| RANKIN       | 318,718,951                     | 16,581,422                                     | 282,107,750                 | 248,604,248                 | 12,395,304                         | 44,072,605                | 893,503,554   | 28,976,726                                  | 922,480,280             |
| SCOTT        | 49,017,852                      | 6,965,060                                      | 28,838,990                  | 40,336,558                  | 4,186,555                          | 6,944,992                 | 125,138,392   | 11,151,615                                  | 136,290,007             |
| SHARKEY      | 8,483,412                       | 0  | 5,096,071                   | 19,249,330                  | 0                                  | 6,005,084                 | 38,833,897  | 0   | 38,833,897              |
| SIMPSON      | 41,918,909                      | 2,150,396                                      | 34,511,358                  | 43,842,865                  | 2,725,981                          | 9,902,237                 | 130,175,369   | 4,876,377                                   | 135,051,746             |
| SMITH        | 35,650,603                      | 1,305,830                                      | 19,415,990                  | 26,488,981                  | 677,146                            | 5,211,903                 | 86,767,477  | 1,982,976                                   | 88,750,453              |
| STONE        | 25,820,232                      | 1,890,356                                      | 17,966,513                  | 23,938,102                  | 1,346,679                          | 6,283,130                 | 74,007,977  | 3,237,035                                   | 77,245,012              |
| SUNFLOWER    | 45,006,729                      | 4,433,107                                      | 26,487,807                  | 57,288,663                  | 6,295,087                          | 12,140,801                | 140,924,000   | 10,728,194                                  | 151,652,194             |
| TALLAHATCHIE | 17,367,986                      | 0  | 10,884,542                  | 39,955,136                  | 63,225                             | 9,154,213                 | 77,361,877  | 63,225                                      | 77,425,102              |
| TATE         | 42,512,617                      | 4,448,908                                      | 48,717,838                  | 29,646,143                  | 3,652,927                          | 8,783,472                 | 129,660,070   | 8,101,835                                   | 137,761,905             |
| TIPPAH       | 35,181,442                      | 4,334,511                                      | 25,961,339                  | 28,906,539                  | 2,096,860                          | 3,913,036                 | 93,962,356  | 6,431,371                                   | 100,393,727             |
| TISHOMINGO   | 39,729,141                      | 0  | 30,867,756                  | 42,559,697                  | 0                                  | 3,513,972                 | 116,670,566   | 0   | 116,670,566             |
| TUNICA       | 108,703,059                     | 139,189  | 7,764,876                   | 129,786,805                 | 1,052,250                          | 8,556,406                 | 254,811,146   | 1,191,439                                   | 256,002,585             |
| UNION        | 64,258,933                      | 6,387,726                                      | 36,946,579                  | 34,872,040                  | 9,638,027                          | 5,018,453                 | 141,096,005   | 16,025,753                                  | 157,121,758             |
| WALTHALL     | 21,784,119                      | 352,300  | 17,900,634                  | 21,617,348                  | 0                                  | 13,777,890                | 75,079,991  | 352,300                                     | 75,432,291              |
| WARREN       | 168,268,479                     | 92,620   | 89,418,724                  | 156,757,611                 | 0                                  | 60,394,925                | 474,839,739   | 92,620                                      | 474,932,359             |
| WASHINGTON   | 100,944,880                     | 12,081,272                                     | 65,491,337                  | 111,691,865                 | 4,226,519                          | 63,497,603                | 341,625,685   | 16,307,791                                  | 357,933,476             |
| WAYNE        | 42,741,851                      | 1,437,670                                      | 23,265,799                  | 33,413,384                  | 2,012,533                          | 14,920,305                | 114,341,339   | 3,450,203                                   | 117,791,542             |
| WEBSTER      | 19,657,071                      | 769,674  | 15,371,603                  | 19,894,190                  | 1,118,279                          | 1,746,728                 | 56,669,592  | 1,887,953                                   | 58,557,545              |
| WILKINSON    | 13,630,292                      | 0  | 9,848,242                   | 27,221,631                  | 0                                  | 3,184,287                 | 53,884,452  | 0   | 53,884,452              |
| WINSTON      | 41,323,864                      | 396,954  | 28,492,246                  | 30,040,835                  | 563,773                            | 6,768,471                 | 106,625,416   | 960,727                                     | 107,586,143             |
| YALOBUSHA    | 17,796,906                      | 4,860,561                                      | 14,114,922                  | 14,620,514                  | 254,749                            | 4,877,747                 | 51,410,089  | 5,115,310                                   | 56,525,399              |
| YAZOO        | 46,059,670                      | 11,554,708                                     | 26,987,884                  | 54,256,334                  | 465,356                            | 15,020,793                | 142,324,681   | 12,020,064                                  | 154,344,745             |
| <b>TOTAL</b> | <b>\$6,232,734,519</b>          | <b>\$532,045,969</b>                           | <b>\$4,698,466,421</b>      | <b>\$5,984,779,680</b>      | <b>\$214,873,644</b>               | <b>\$1,648,816,277</b>    | <b>\$18,564,796,897</b>                               | <b>\$746,919,613</b>                        | <b>\$19,311,716,510</b> |

NOTE: CLASS V (MOTOR VEHICLES) INCLUDED IN FIGURES FOR PERSONAL PROPERTY

**AD VALOREM  
TOTAL ASSESSMENTS FOR ALL COUNTIES  
CALENDAR YEAR 1995 - 2003**

| COUNTY          | 1995          | 1996          | 1997          | 1998          | 1999          | 2000          | 2001          | 2002          | 2003          |
|-----------------|---------------|---------------|---------------|---------------|---------------|---------------|---------------|---------------|---------------|
| Adams           | \$180,368,597 | \$188,026,871 | \$194,733,722 | \$197,307,333 | \$202,183,939 | \$205,611,171 | \$211,604,891 | \$207,485,507 | \$208,473,710 |
| Alcorn          | 135,066,209   | 151,470,679   | 158,890,240   | 163,831,061   | 173,342,480   | 176,831,591   | 196,050,052   | 201,724,951   | 195,875,132   |
| Amite           | 53,203,864    | 57,693,218    | 63,366,153    | 66,273,356    | 69,111,467    | 72,797,213    | 79,478,599    | 82,170,897    | 85,728,536    |
| Attala          | 77,949,840    | 81,096,855    | 85,917,953    | 89,721,479    | 93,892,111    | 98,246,718    | 145,912,659   | 207,700,271   | 207,851,785   |
| Benton          | 22,661,857    | 24,952,382    | 25,558,567    | 26,315,548    | 27,859,067    | 29,309,779    | 35,734,631    | 36,664,012    | 38,433,624    |
| Bolivar         | 150,249,898   | 159,719,432   | 166,641,428   | 172,824,432   | 178,671,443   | 192,260,273   | 201,054,710   | 229,679,142   | 222,911,468   |
| Calhoun         | 47,800,670    | 49,137,904    | 50,261,522    | 52,729,035    | 53,630,377    | 64,677,810    | 66,529,960    | 68,135,318    | 69,689,508    |
| Carroll         | 41,725,830    | 43,404,586    | 46,243,948    | 48,787,981    | 52,286,026    | 55,449,562    | 62,434,556    | 64,348,255    | 67,178,284    |
| Chickasaw       | 60,625,880    | 63,088,203    | 65,511,213    | 67,106,364    | 68,421,891    | 72,843,019    | 74,482,091    | 78,898,667    | 80,317,099    |
| Choctaw         | 29,454,434    | 31,127,824    | 32,645,052    | 34,560,991    | 39,837,983    | 48,746,931    | 54,673,423    | 74,765,326    | 109,063,179   |
| Claiborne       | 43,203,926    | 40,783,179    | 45,788,622    | 45,542,817    | 47,736,173    | 50,034,976    | 49,641,651    | 56,853,666    | 58,697,723    |
| Clarke          | 73,345,668    | 80,310,339    | 81,135,748    | 90,398,342    | 106,744,418   | 111,333,142   | 111,304,698   | 120,586,530   | 126,983,612   |
| Clay            | 86,283,022    | 96,535,692    | 101,061,857   | 103,810,801   | 103,927,953   | 109,031,556   | 113,031,307   | 134,132,789   | 136,424,844   |
| Coahoma         | 115,950,230   | 129,529,412   | 134,659,277   | 138,665,946   | 143,094,614   | 145,605,272   | 148,510,677   | 163,898,619   | 164,547,345   |
| Copiah          | 88,981,865    | 94,379,067    | 99,084,552    | 105,467,432   | 112,573,489   | 118,965,206   | 142,678,698   | 147,292,025   | 150,072,924   |
| Covington       | 82,321,507    | 89,778,277    | 91,239,360    | 90,607,309    | 97,709,108    | 103,828,184   | 113,281,222   | 141,720,020   | 142,840,518   |
| DeSoto          | 435,092,215   | 494,599,913   | 536,705,407   | 583,217,993   | 643,778,426   | 711,898,660   | 773,722,277   | 835,465,287   | 1,021,798,542 |
| Forrest         | 268,584,849   | 275,699,068   | 310,003,868   | 331,418,306   | 353,007,716   | 375,906,671   | 385,414,290   | 406,283,812   | 425,221,656   |
| Franklin        | 34,256,418    | 36,870,676    | 37,563,726    | 39,359,420    | 41,308,079    | 46,046,320    | 48,002,277    | 48,956,517    | 51,331,230    |
| George          | 53,651,524    | 59,069,324    | 64,353,670    | 67,438,130    | 78,300,387    | 84,298,098    | 91,611,223    | 94,872,829    | 99,259,921    |
| Greene          | 32,881,296    | 34,672,169    | 37,665,839    | 40,823,714    | 53,240,502    | 55,557,172    | 64,271,119    | 65,009,704    | 67,998,715    |
| Grenada         | 130,551,510   | 132,583,912   | 134,844,228   | 144,279,235   | 141,709,191   | 143,569,782   | 161,389,595   | 208,630,708   | 163,545,608   |
| Hancock         | 205,323,067   | 216,920,129   | 256,803,492   | 255,818,104   | 303,005,295   | 336,449,167   | 370,929,928   | 425,941,376   | 441,676,622   |
| Harrison        | 885,843,861   | 972,249,054   | 968,454,262   | 1,013,721,509 | 1,068,928,543 | 1,518,615,636 | 1,556,029,135 | 1,590,748,495 | 1,590,653,803 |
| Hinds           | 1,192,045,304 | 1,269,448,420 | 1,319,188,288 | 1,364,891,240 | 1,422,245,375 | 1,444,609,910 | 1,503,065,946 | 1,595,988,680 | 1,598,176,145 |
| Holmes          | 65,776,057    | 71,046,602    | 73,910,307    | 76,265,074    | 79,527,702    | 82,546,990    | 89,991,990    | 90,564,883    | 93,386,614    |
| Humphreys       | 40,769,862    | 42,131,848    | 43,399,787    | 45,468,156    | 47,118,244    | 50,178,381    | 55,004,579    | 54,495,841    | 54,981,838    |
| Issaquena       | 15,377,195    | 16,102,610    | 16,683,853    | 17,588,586    | 18,435,305    | 19,391,231    | 20,049,275    | 21,965,760    | 22,583,428    |
| Itawamba        | 66,701,133    | 76,167,547    | 82,673,985    | 84,276,484    | 87,343,437    | 99,657,755    | 101,006,316   | 108,431,580   | 109,181,768   |
| Jackson         | 696,514,598   | 757,329,026   | 768,063,626   | 805,475,788   | 879,093,413   | 912,052,039   | 958,704,012   | 1,187,247,186 | 1,196,597,553 |
| Jasper          | 64,789,209    | 74,006,334    | 75,858,754    | 79,631,379    | 85,313,850    | 91,040,449    | 94,048,572    | 99,064,163    | 106,048,819   |
| Jefferson       | 26,503,303    | 27,773,441    | 29,015,000    | 30,163,626    | 32,382,940    | 35,370,999    | 38,334,156    | 39,074,621    | 41,229,758    |
| Jefferson Davis | 50,104,998    | 52,634,791    | 54,110,509    | 56,643,731    | 61,866,336    | 80,809,139    | 63,264,029    | 64,544,365    | 68,915,399    |
| Jones           | 218,075,451   | 234,875,888   | 254,898,779   | 268,103,201   | 279,650,192   | 293,523,532   | 304,138,854   | 353,198,360   | 367,918,528   |
| Kemper          | 30,406,933    | 33,796,578    | 35,079,471    | 35,637,305    | 38,026,777    | 40,123,326    | 42,107,546    | 45,969,513    | 77,908,199    |
| Lafayette       | 108,296,331   | 129,492,314   | 138,941,670   | 146,754,316   | 163,980,121   | 175,360,256   | 248,878,604   | 269,320,816   | 283,436,685   |
| Lamar           | 147,200,791   | 170,640,284   | 186,193,796   | 206,861,860   | 224,466,322   | 244,229,981   | 256,475,214   | 278,723,615   | 308,322,418   |
| Lauderdale      | 321,303,891   | 337,395,406   | 349,426,612   | 374,090,800   | 383,577,972   | 401,853,891   | 415,721,504   | 462,120,306   | 475,034,140   |
| Lawrence        | 72,622,952    | 71,642,213    | 75,467,926    | 76,690,675    | 82,475,092    | 83,109,739    | 91,065,225    | 93,269,629    | 96,775,325    |
| Leake           | 58,908,603    | 62,629,935    | 68,871,111    | 74,847,548    | 78,558,816    | 96,626,760    | 99,876,978    | 103,387,886   | 106,079,826   |
| Lee             | 421,465,787   | 471,629,007   | 496,551,992   | 512,852,089   | 531,159,295   | 641,937,693   | 653,459,875   | 659,041,134   | 662,874,621   |
| Leflore         | 133,592,686   | 138,224,933   | 144,658,244   | 149,796,943   | 154,763,629   | 158,485,029   | 191,839,929   | 194,728,825   | 194,470,758   |



**AD VALOREM  
TOTAL ASSESSMENTS FOR ALL COUNTIES  
CALENDAR YEAR 1995 - 2003**

| COUNTY       | 1995                    | 1996                    | 1997                    | 1998                    | 1999                    | 2000                    | 2001                    | 2002                    | 2003                    |
|--------------|-------------------------|-------------------------|-------------------------|-------------------------|-------------------------|-------------------------|-------------------------|-------------------------|-------------------------|
| Lincoln      | 121,160,344             | 127,788,028             | 144,750,900             | 151,348,687             | 157,614,601             | 163,998,876             | 192,826,477             | 199,677,040             | 207,640,180             |
| Lowndes      | 330,947,785             | 352,437,853             | 354,262,674             | 357,874,758             | 362,951,860             | 405,401,191             | 412,462,333             | 416,931,534             | 481,419,607             |
| Madison      | 357,693,930             | 401,899,943             | 431,728,946             | 468,727,076             | 502,513,137             | 551,309,414             | 587,496,645             | 736,358,582             | 779,933,019             |
| Marion       | 88,909,938              | 92,141,979              | 95,512,697              | 100,028,857             | 105,370,661             | 108,642,192             | 111,887,217             | 121,294,191             | 123,330,509             |
| Marshall     | 96,475,359              | 101,210,900             | 111,171,537             | 119,395,379             | 127,138,439             | 135,144,197             | 142,767,321             | 159,078,236             | 161,230,575             |
| Monroe       | 159,135,129             | 170,713,338             | 180,672,358             | 194,096,808             | 200,104,921             | 213,953,844             | 250,123,992             | 249,540,554             | 253,064,344             |
| Montgomery   | 40,077,460              | 42,545,049              | 42,303,394              | 43,786,016              | 44,632,612              | 46,244,485              | 50,907,628              | 52,320,737              | 53,402,997              |
| Neshoba      | 79,400,017              | 85,960,671              | 89,304,395              | 98,984,636              | 98,368,695              | 122,974,398             | 119,348,351             | 119,634,182             | 122,410,756             |
| Newton       | 67,121,992              | 71,543,163              | 76,105,435              | 81,283,187              | 81,089,299              | 85,674,720              | 89,387,808              | 96,030,852              | 96,774,067              |
| Noxubee      | 44,569,798              | 47,020,125              | 47,832,896              | 50,259,499              | 52,276,704              | 53,231,813              | 54,107,964              | 59,403,401              | 63,596,928              |
| Oktibbeha    | 125,738,604             | 151,063,237             | 156,856,107             | 167,759,732             | 174,810,120             | 183,303,525             | 190,845,766             | 233,336,180             | 242,752,903             |
| Panola       | 118,049,769             | 120,983,324             | 144,582,959             | 145,088,043             | 154,686,138             | 161,414,557             | 216,478,403             | 231,584,388             | 231,249,740             |
| Pearl River  | 139,777,279             | 162,679,782             | 171,963,176             | 186,021,482             | 196,768,902             | 210,645,768             | 218,537,602             | 264,580,138             | 264,551,225             |
| Perry        | 50,502,918              | 54,738,962              | 58,522,864              | 59,932,249              | 61,297,731              | 63,972,290              | 70,169,357              | 74,734,899              | 73,077,306              |
| Pike         | 137,645,704             | 144,029,186             | 154,015,507             | 158,812,935             | 171,944,952             | 190,446,695             | 198,391,161             | 201,727,980             | 204,084,622             |
| Pontotoc     | 85,662,689              | 89,413,988              | 96,915,386              | 101,707,827             | 107,646,803             | 125,510,614             | 126,198,563             | 126,337,551             | 142,636,228             |
| Prentiss     | 68,853,509              | 75,819,340              | 78,387,161              | 85,548,449              | 88,012,185              | 90,916,679              | 110,310,557             | 114,528,160             | 118,034,727             |
| Quitman      | 34,209,075              | 37,200,724              | 39,158,386              | 40,863,953              | 39,499,957              | 41,540,534              | 45,873,385              | 48,023,728              | 49,362,383              |
| Rankin       | 456,392,313             | 529,892,973             | 559,276,874             | 618,324,957             | 679,208,464             | 741,286,546             | 786,908,367             | 890,765,104             | 922,480,280             |
| Scott        | 90,682,262              | 95,655,526              | 93,745,215              | 98,001,935              | 105,188,414             | 113,445,227             | 118,341,880             | 131,570,272             | 136,290,007             |
| Sharkey      | 29,148,549              | 30,219,747              | 31,374,964              | 31,948,670              | 35,611,431              | 36,149,347              | 37,179,965              | 37,768,417              | 38,833,897              |
| Simpson      | 82,709,914              | 85,109,184              | 88,495,411              | 94,103,241              | 94,925,776              | 102,723,249             | 126,760,691             | 131,078,726             | 135,051,746             |
| Smith        | 57,001,585              | 60,535,615              | 67,090,542              | 70,428,587              | 71,527,337              | 75,726,854              | 79,253,855              | 86,496,768              | 88,750,453              |
| Stone        | 42,434,676              | 45,430,854              | 47,130,921              | 50,243,061              | 52,806,499              | 60,400,398              | 70,320,363              | 73,855,797              | 77,245,012              |
| Sunflower    | 100,218,721             | 104,805,850             | 118,304,247             | 123,084,728             | 133,207,243             | 139,676,069             | 150,225,408             | 152,855,819             | 151,652,194             |
| Tallahatchie | 48,911,227              | 50,580,541              | 53,896,354              | 56,302,458              | 59,090,283              | 60,754,592              | 72,156,555              | 76,322,086              | 77,425,102              |
| Tate         | 73,797,979              | 86,983,194              | 92,806,269              | 98,490,718              | 107,296,107             | 111,712,112             | 128,902,230             | 133,308,203             | 137,761,905             |
| Tippah       | 64,455,871              | 68,475,022              | 71,190,061              | 73,026,562              | 79,334,474              | 84,318,149              | 98,693,904              | 100,902,270             | 100,393,727             |
| Tishomingo   | 72,878,984              | 76,411,718              | 78,569,728              | 81,391,314              | 85,491,412              | 96,193,466              | 112,412,484             | 115,801,375             | 116,670,566             |
| Tunica       | 117,721,447             | 111,665,259             | 158,422,736             | 202,634,354             | 214,304,429             | 230,311,775             | 241,146,671             | 261,839,413             | 256,002,585             |
| Union        | 84,001,224              | 87,812,108              | 100,130,725             | 107,618,367             | 114,713,427             | 137,441,090             | 139,419,440             | 138,791,721             | 157,121,758             |
| Walthall     | 53,506,162              | 56,092,479              | 60,548,538              | 63,629,675              | 65,828,164              | 68,567,491              | 73,023,167              | 74,323,623              | 75,432,291              |
| Warren       | 308,816,221             | 320,833,845             | 374,946,766             | 386,219,110             | 399,704,256             | 414,992,247             | 432,386,201             | 456,919,169             | 474,932,359             |
| Washington   | 276,404,430             | 288,147,300             | 301,796,629             | 313,587,356             | 327,258,566             | 348,349,378             | 365,853,462             | 358,722,791             | 357,933,476             |
| Wayne        | 69,229,365              | 74,000,773              | 83,873,559              | 85,410,952              | 102,381,107             | 103,995,194             | 114,332,337             | 115,401,366             | 117,791,542             |
| Webster      | 38,429,992              | 40,611,395              | 47,981,860              | 48,065,653              | 52,065,503              | 51,218,387              | 55,976,124              | 58,703,992              | 58,557,545              |
| Wilkinson    | 36,296,535              | 36,996,987              | 40,074,944              | 41,365,154              | 42,288,658              | 45,473,338              | 47,301,846              | 52,178,535              | 53,884,452              |
| Winston      | 70,432,875              | 78,254,765              | 76,721,836              | 81,965,684              | 92,900,606              | 94,344,741              | 104,582,025             | 104,669,772             | 107,586,143             |
| Yalobusha    | 35,951,650              | 37,771,687              | 38,894,754              | 41,158,716              | 41,640,533              | 43,422,925              | 49,988,034              | 55,587,171              | 56,525,399              |
| Yazoo        | 105,956,908             | 110,944,396             | 115,405,153             | 119,089,500             | 123,793,717             | 151,111,475             | 153,183,272             | 155,031,188             | 154,344,745             |
| <b>TOTAL</b> | <b>\$11,527,143,310</b> | <b>\$12,447,086,152</b> | <b>\$13,176,852,280</b> | <b>\$13,873,675,764</b> | <b>\$14,711,579,619</b> | <b>\$16,144,760,851</b> | <b>\$17,231,275,084</b> | <b>\$18,681,117,797</b> | <b>\$19,311,716,510</b> |

**AD VALOREM  
COMPARATIVE STATEMENT OF ASSESSMENTS - PUBLIC SERVICE & TRANSPORTATION CALENDAR YEAR 1997-2003**

|   | 1997                 | 1998                 | 1999                 | 2000                 | 2001                 | 2002                 | 2003                 |
|---|----------------------|----------------------|----------------------|----------------------|----------------------|----------------------|----------------------|
| <b>TELEPHONE</b>                          |                      |                      |                      |                      |                      |                      |                      |
| 360 NETWORKS (USA) INC.                   |                      |                      |                      |                      | \$1,017,000          | \$240,000            | \$380,000            |
| AT&T COMMUNICATIONS                       | \$41,000,000         | \$43,100,000         | \$42,200,000         | \$41,600,000         | 32,000,000           | 19,800,000           | 20,000,000           |
| BELLSOUTH TELECOMMUNICATIONS INC.         | 371,000,000          | 361,000,000          | 368,600,000          | 369,000,000          | 374,500,000          | 362,000,000          | 353,000,000          |
| COREXPRESS, INC.                          |                      |                      |                      |                      | 387,000              |                      |                      |
| DELTA TELEPHONE COMPANY                   | 2,500,000            | 2,700,000            | 2,700,000            | 2,700,000            | 2,700,000            | 2,700,000            | 3,000,000            |
| FRANCE TELECOM LONG DISTANCE USA, LLC     |                      |                      |                      |                      |                      | 159,000              | 159,000              |
| FRANKLIN TELEPHONE COMPANY                | 4,000,000            | 4,300,000            | 4,700,000            | 5,000,000            | 5,500,000            | 5,500,000            | 6,500,000            |
| GLOBAL ONE COMMUNICATIONS, INC.           |                      |                      |                      |                      | 96,000               |                      |                      |
| LEVEL 3 COMMUNICATIONS, INC.              |                      |                      |                      | 2,460,000            | 7,100,000            | 6,800,000            | 5,400,000            |
| MCI TELECOMMUNICATIONS CORPORATION        | 3,700,000            | 3,700,000            | 6,360,000            | 5,160,000            | 5,220,000            | 2,520,000            | 2,100,000            |
| MCLEOD USA NETWORK SERVICES               |                      |                      |                      |                      |                      | 400,000              | 220,000              |
| NETWORK TELEPHONE CORPORATION             |                      |                      |                      |                      | 630,000              | 900,000              | 900,000              |
| QWEST COMMUNICATIONS, INC.                |                      |                      |                      |                      | 2,200,000            | 1,300,000            | 600,000              |
| SPRINT COMMUNICATIONS COMPANY             | 3,665,000            | 4,150,000            | 4,450,000            | 4,870,000            | 4,600,000            | 4,310,000            | 3,600,000            |
| WILLIAMS NETWORK, INC. (NETWORK SERVICES) |                      |                      |                      | 4,170,000            | 5,800,000            | 5,400,000            | 3,000,000            |
| WORLDCOM                                  | 1,280,000            | 2,650,000            |                      |                      |                      |                      |                      |
| <b>TOTAL TELEPHONE</b>                    | <b>\$427,145,000</b> | <b>\$421,600,000</b> | <b>\$429,010,000</b> | <b>\$434,960,000</b> | <b>\$441,750,000</b> | <b>\$412,029,000</b> | <b>\$398,859,000</b> |

|                                      | 1997                   | 1998                   | 1999                   | 2000                   | 2001                   | 2002                   | 2003                   |
|--------------------------------------|------------------------|------------------------|------------------------|------------------------|------------------------|------------------------|------------------------|
| <b>ELECTRIC</b>                      |                        |                        |                        |                        |                        |                        |                        |
| ENTERGY MISSISSIPPI, INC. (MP&L)     | \$231,900,000          | \$238,000,000          | \$241,000,000          | \$247,000,000          | \$254,700,000          | \$265,800,000          | \$280,000,000          |
| GULF POWER COMPANY                   | 37,200,000             | 34,200,000             | 35,900,000             | 35,900,000             | 34,300,000             | 34,300,000             | 35,400,000             |
| MISSISSIPPI POWER COMPANY            | 225,900,000            | 228,900,000            | 234,000,000            | 240,000,000            | 249,000,000            | 347,000,000            | 353,300,000            |
| SYSTEM ENERGY RESOURCES (GRAND GULF) | 750,000,000            | 737,000,000            | 692,000,000            | 661,000,000            | 607,000,000            | 620,000,000            | 600,000,000            |
| <b>TOTAL ELECTRIC</b>                | <b>\$1,245,000,000</b> | <b>\$1,238,100,000</b> | <b>\$1,202,900,000</b> | <b>\$1,183,900,000</b> | <b>\$1,145,000,000</b> | <b>\$1,267,100,000</b> | <b>\$1,268,700,000</b> |

|  | 1997        | 1998        | 1999        | 2000        | 2001        | 2002        | 2003        |
|--|-------------|-------------|-------------|-------------|-------------|-------------|-------------|
| <b>OIL &amp; GAS</b>                         |             |             |             |             |             |             |             |
| AIM PIPELINE COMPANY (MISSISSIPPI FUEL)      | \$5,500,000 | \$5,700,000 | \$7,200,000 | \$7,500,000 | \$7,500,000 | \$7,500,000 | \$7,500,000 |
| ALL AMERICAN PIPELINE LP (SCURLOCK PERMIAN)  |             |             |             |             |             | 680,000     | 660,000     |
| ANR PIPELINE COMPANY                         | 10,100,000  | 10,500,000  | 10,100,000  | 9,900,000   | 9,530,000   | 9,200,000   | 11,300,000  |
| ATMOS ENERGY (MISSISSIPPI VALLEY GAS CO)     |             |             |             |             |             |             | 37,000,000  |
| B P OIL PIPELINE COMPANY                     | 8,059,935   | 4,600,000   | 4,600,000   | 5,300,000   | 7,100,000   |             |             |
| CAPLINE SYSTEM                               | 16,450,000  | 16,100,000  | 15,700,000  | 15,700,000  | 15,300,000  | 14,800,000  | 14,300,000  |
| CENTENNIAL PIPELINE LLC                      |             |             |             |             |             | 6,600,000   | 5,700,000   |
| CHEVRON PIPELINE COMPANY                     | 1,700,000   | 1,700,000   | 1,600,000   | 1,500,000   | 1,500,000   | 1,440,000   | 1,300,000   |
| CHUNCHULA PIPELINE COMPANY LLC               | 700,000     | 700,000     | 700,000     | 700,000     | 700,000     | 600,000     | 510,000     |
| COLONIAL PIPELINE COMPANY                    | 19,900,000  | 19,400,000  | 19,400,000  | 19,400,000  | 20,100,000  | 56,000,000  | 55,000,000  |
| COLUMBIA GULF TRANSMISSION COMPANY           | 9,100,000   | 9,350,000   | 10,000,000  | 11,100,000  | 11,520,000  | 13,800,000  | 13,700,000  |
| DENBURY MANAGEMENT, INC.(AMERADA HESS E&P)   | 20,200      | 20,200      | 20,200      | 20,200      | 20,200      | 20,200      |             |
| DESTIN PIPELINE COMPANY                      |             |             | 52,575,000  | 52,575,000  | 47,100,000  | 46,600,000  | 46,200,000  |
| DEVON ENERGY PRODUCTION                      | 975,593     | 975,593     | 975,591     | 975,593     | 975,593     | 975,593     |             |
| DIXIE PIPELINE COMPANY                       | 2,400,000   | 3,390,000   | 3,970,000   | 3,690,000   | 3,870,000   | 4,530,000   | 4,500,000   |
| ENTEX, INC. (DISTRIBUTION - TRANSMISSION)    | 8,820,000   | 9,160,000   | 9,570,000   | 10,314,250  | 10,214,400  | 9,900,000   | 10,100,000  |
| EOTT ENERGY PIPELINE (HESS PIPELINE)         | 2,800,000   | 2,700,000   | 2,800,000   | 5,000,000   | 5,400,000   | 6,700,000   | 8,200,000   |
| FLORIDA GAS TRANSMISSION COMPANY             | 20,500,000  | 19,700,000  | 19,700,000  | 19,100,000  | 19,100,000  | 19,700,000  | 21,400,000  |
| GENESIS CRUDE OIL LP (EXXON PIPELINE)        | 1,140,000   | 1,180,000   | 1,200,000   | 1,000,000   | 1,000,000   | 900,000     | 720,000     |
| GULF SOUTH PIPELINE COMPANY (KOCH GATEWAY)   |             |             |             |             | 8,800,000   | 8,600,000   | 9,200,000   |
| GULFSTREAM NATURAL GAS SYSTEM                |             |             |             |             |             | 2,200,000   | 6,900,000   |
| KOCH GATEWAY PIPELINE COMPANY                | 13,600,000  | 12,800,000  | 11,300,000  | 9,400,000   |             |             |             |
| MAGNOLIA RESOURCES, INC.                     | 560,000     | 480,000     | 480,000     | 510,000     | 470,000     | 470,000     | 470,000     |
| MID LOUISIANA GAS COMPANY                    | 1,200,000   | 850,000     | 810,000     | 800,000     | 930,000     | 590,000     | 500,000     |
| MID VALLEY PIPELINE COMPANY                  | 3,500,000   | 4,000,000   | 3,900,000   | 4,000,000   | 3,700,000   | 3,200,000   | 3,400,000   |
| MIDCOAST INTERSTATE TRANSMISSION             | 250,000     | 180,000     | 180,000     | 150,000     | 150,000     | 130,000     | 160,000     |
| MISSISSIPPI RIVER GAS, LLC                   |             |             |             |             |             |             | 330,000     |
| MISSISSIPPI VALLEY GAS COMPANY               | 27,300,000  | 28,900,000  | 30,600,000  | 31,200,000  | 32,300,000  | 36,000,000  |             |
| PETAL GAS STORAGE, LLC                       |             |             |             |             |             |             | 19,900,000  |
| PLANTATION PIPELINE COMPANY                  | 13,400,000  | 13,700,000  | 14,100,000  | 14,100,000  | 16,200,000  | 15,700,000  | 14,900,000  |
| RELIANT ENERGY TRANSMISSION (ARKLA)          | 14,250      | 14,250      | 14,250      | 14,250      |             | 14,400      | 14,400      |
| SCURLOCK PERMIAN PIPELINE (ASHLAND PIPELINE) | 900,000     | 900,000     | 870,000     | 700,000     | 820,000     |             |             |
| SOUTHERN NATURAL GAS COMPANY                 | 57,750,000  | 61,000,000  | 66,000,000  | 63,280,000  | 58,500,000  | 62,500,000  | 64,800,000  |
| TENNESSEE GAS PIPELINE COMPANY               | 30,500,000  | 31,000,000  | 31,500,000  | 33,000,000  | 36,200,000  | 37,700,000  | 36,900,000  |
| TEXAS EASTERN TRANSMISSION CORPORATION       | 32,500,000  | 32,700,000  | 33,500,000  | 34,800,000  | 36,500,000  | 29,200,000  | 30,000,000  |

**AD VALOREM  
COMPARATIVE STATEMENT OF ASSESSMENTS - PUBLIC SERVICE & TRANSPORTATION CALENDAR YEAR 1997-2003**

|   | 1997                 | 1998                 | 1999                 | 2000                 | 2001                 | 2002                 | 2003                 |
|---|----------------------|----------------------|----------------------|----------------------|----------------------|----------------------|----------------------|
| TEXAS GAS TRANSMISSION CORPORATION        | 14,700,000           | 15,000,000           | 16,500,000           | 17,500,000           | 19,300,000           | 19,600,000           | 22,800,000           |
| TRANSCONTINENTAL GAS PIPELINE CORPORATION | 28,300,000           | 29,400,000           | 30,000,000           | 33,400,000           | 35,300,000           | 34,000,000           | 34,900,000           |
| TRI-STATES NGL PIPELINE, LLC              |                      |                      | 4,900,000            | 7,400,000            | 8,000,000            | 7,700,000            | 8,000,000            |
| TRUNKLINE GAS COMPANY                     | 6,450,000            | 6,510,000            | 6,400,000            | 6,420,000            | 6,030,000            | 5,200,000            | 5,800,000            |
| UNION GAS COMPANY                         | 370,000              | 360,000              | 340,000              | 330,000              | 340,000              |                      |                      |
| WALTHALL NATURAL GAS COMPANY              | 83,425               | 83,760               |                      |                      |                      |                      |                      |
| WILLMUT GAS & OIL COMPANY                 | 2,800,000            | 2,900,000            | 3,000,000            | 3,170,000            | 3,070,000            | 3,110,000            | 3,300,000            |
| <b>TOTAL OIL &amp; GAS</b>                | <b>\$342,343,403</b> | <b>\$345,953,803</b> | <b>\$414,505,041</b> | <b>\$423,935,043</b> | <b>\$427,540,193</b> | <b>\$465,839,993</b> | <b>\$500,364,400</b> |

| <b>TRANSPORTATION</b>                            |                        |                        |                        |                        |                        |                        |                        |
|--|------------------------|------------------------|------------------------|------------------------|------------------------|------------------------|------------------------|
| AIR WISCONSIN AIRLINES                           |                        |                        |                        | \$634,690              | \$528,630              |                        |                        |
| AIRBORNE EXPRESS                                 | \$88,400               | \$88,725               | \$85,590               | 81,370                 | 86,230                 | \$92,440               | \$106,210              |
| AIRTRANS AIRWAYS                                 |                        |                        |                        |                        | 265,400                | 622,808                | 1,047,940              |
| AMERICAN AIRLINES, INC. (AMERICAN EAGLE)         |                        |                        | 717,000                | 1,206,160              | 984,190                | 630,490                | 365,810                |
| ATLANTIC SOUTHEAST AIRLINE, INC.                 | 1,100,650              | 1,209,420              | 2,609,750              | 2,852,360              | 1,509,170              | 999,370                | 2,193,510              |
| BURLINGTON NORTHERN SANTA FE RAILROAD            | 4,000,000              | 4,600,000              | 5,100,000              | 6,000,000              | 6,200,000              | 6,360,000              | 6,300,000              |
| COLUMBUS & GREENVILLE RAILWAY                    | 900,000                | 900,000                | 900,000                | 870,000                | 780,000                | 597,000                | 610,000                |
| CHAUTAUQUA AIRLINES                              |                        |                        |                        |                        | 180,750                |                        |                        |
| COMAIR   | 253,410                | 261,120                | 296,850                | 261,830                | 263,660                | 513,680                | 744,570                |
| CONTINENTAL EXPRESS                              | 510,960                | 545,860                | 450,400                | 207,910                | 220,790                | 452,160                | 313,940                |
| CSX TRANSPORTATION, INC.                         | 3,875,000              | 4,230,000              | 4,280,000              | 4,640,000              | 4,640,000              | 4,840,000              | 4,500,000              |
| DELTA AIRLINES, INC.                             | 2,145,610              | 1,375,480              | 1,644,490              | 1,410,060              | 1,289,130              | 1,025,330              | 1,526,030              |
| EXPRESS AIRLINES I, INC.                         | 3,065,280              | 2,017,440              | 1,594,610              | 936,140                | 921,030                | 979,070                | 285,200                |
| FEDERAL EXPRESS CORPORATION                      | 64,990                 | 57,070                 | 52,850                 | 34,220                 | 1,570                  | 1,370                  | 1,900                  |
| GLOSTER SOUTHERN RAILROAD COMPANY                | 50,000                 | 40,000                 | 35,000                 | 35,000                 | 48,000                 | 89,000                 | 86,000                 |
| ILLINOIS CENTRAL - GULF R.R.                     | 20,740,000             | 21,960,000             | 23,180,000             | 24,156,000             | 26,352,000             | 28,550,000             | 30,740,000             |
| KANSAS CITY SOUTHERN RAILWAY COMPANY             | 7,123,000              | 7,671,000              | 8,220,000              | 8,770,000              | 9,300,000              | 9,900,000              | 10,400,000             |
| MARTINAIRE, INC.                                 |                        |                        |                        |                        |                        |                        | 53,210                 |
| MERIDIAN & BIGBEE RAILROAD                       | 900,000                | 900,000                | 930,000                | 930,000                | 860,000                | 730,000                | 730,000                |
| MERIDIAN SOUTHERN RAILROAD                       |                        |                        |                        |                        | 210,000                | 140,000                | 140,000                |
| MESA AIRLINES (U.S. AIR EXPRESS)                 |                        |                        |                        |                        | 164,340                | 897,010                | 680,730                |
| MESABA AIRLINES                                  |                        |                        |                        |                        | 552,850                | 900,490                | 1,895,940              |
| MISSISSIPPI CENTRAL RAILROAD                     | 126,000                | 126,000                | 126,000                | 120,000                | 128,000                | 120,000                | 127,000                |
| MISSISSIPPI EXPORT RAILROAD                      | 1,350,000              | 1,500,000              | 1,650,000              | 1,800,000              | 1,800,000              | 1,800,000              | 1,700,000              |
| MISSISSIPPI & SKUNA VALLEY RAILROAD              | 112,597                | 111,647                | 111,356                | 111,964                | 110,381                | 113,611                | 113,347                |
| MISSISSIPPI & TENNESSEE RAILNET                  |                        |                        | 610,000                | 500,000                | 470,000                | 400,000                | 360,000                |
| NORFOLK SOUTHERN CORPORATION                     | 13,400,072             | 14,600,122             | 14,750,122             | 14,325,062             | 13,100,092             | 12,700,000             | 12,800,000             |
| NORTHWEST AIRLINES, INC.                         |                        |                        | 429,250                | 1,263,790              | 704,760                | 583,940                | 417,510                |
| PRIVATE CAR LINES                                | 20,928,224             | 25,441,123             | 27,712,197             | 31,124,102             | 31,274,838             | 30,408,949             | 28,690,253             |
| RENO   |                        | 528,590                |                        |                        |                        |                        |                        |
| SIMMONS AIRLINES INC.                            | 49,690                 |                        |                        |                        |                        |                        |                        |
| SKYWEST, INC.                                    |                        |                        |                        |                        |                        |                        | 10,450                 |
| SOUTHWEST AIRLINES COMPANY                       |                        | 340,330                | 1,110,590              | 1,093,500              | 1,296,660              | 1,165,670              | 1,222,480              |
| TRANS WORLD AIRLINES, INC.                       | 165,360                | 112,990                |                        |                        |                        |                        |                        |
| UNITED PARCEL SERVICE COMPANY                    | 768,440                | 1,534,900              | 1,364,710              | 1,525,880              | 1,380,640              | 1,367,550              | 1,421,100              |
| U.S. AIR EXPRESS (AIR MIDWEST)                   | 147,990                | 209,730                | 233,760                | 152,580                |                        |                        |                        |
| VALUJET AIRLINES, INC.                           |                        |                        |                        |                        |                        |                        |                        |
| WINGS WEST AIRLINES (AMERICAN EAGLE)             | 614,280                | 769,090                |                        |                        |                        |                        |                        |
| <b>TOTAL TRANSPORTATION</b>                      | <b>\$82,479,953</b>    | <b>\$91,130,637</b>    | <b>\$98,194,525</b>    | <b>\$105,042,618</b>   | <b>\$105,623,111</b>   | <b>\$106,979,938</b>   | <b>\$109,583,130</b>   |
| <b>TOTAL PUBLIC SERVICE &amp; TRANSPORTATION</b> | <b>\$2,096,968,356</b> | <b>\$2,096,784,440</b> | <b>\$2,144,609,566</b> | <b>\$2,147,837,661</b> | <b>\$2,119,913,304</b> | <b>\$2,251,948,931</b> | <b>\$2,277,506,530</b> |

**AD VALOREM  
ASSESSMENT OF PUBLIC UTILITIES BY CLASS - CALENDAR YEAR 2003**

| COUNTY                  | TELEPHONE     | ELECTRIC        | OIL & GAS     | TRANSPORTATION | TOTAL           |
|-------------------------|---------------|-----------------|---------------|----------------|-----------------|
| ADAMS                   | \$4,556,936   | \$7,907,621     | \$2,079,686   | \$182,297      | \$14,726,540    |
| ALCORN                  | 4,428,578     | 0               | 3,351,558     | 2,252,258      | 10,032,394      |
| AMITE                   | 1,805,801     | 2,267,790       | 4,284,534     | 45,528         | 8,403,653       |
| ATTALA                  | 2,478,602     | 7,733,802       | 7,767,297     | 0              | 17,979,701      |
| BENTON                  | 1,273,179     | 0               | 1,418,716     | 369,573        | 3,061,468       |
| BOLIVAR                 | 4,145,914     | 14,881,767      | 8,499,131     | 0              | 27,526,812      |
| CALHOUN                 | 0             | 6,149           | 1,868,364     | 55,540         | 1,930,053       |
| CARROLL                 | 1,508,157     | 569,978         | 1,518,548     | 128,132        | 3,724,815       |
| CHICKASAW               | 1,810,534     | 0               | 764,063       | 208,303        | 2,782,900       |
| CHOCTAW                 | 1,621,073     | 34,358          | 1,802,414     | 222,188        | 3,680,033       |
| CLAIBORNE               | 1,711,436     | 4,280,089       | 230,600       | 0              | 6,222,125       |
| CLARKE                  | 2,786,502     | 4,988,924       | 24,451,772    | 1,201,683      | 33,428,881      |
| CLAY                    | 2,193,908     | 433             | 3,530,218     | 278,213        | 6,002,772       |
| COAHOMA                 | 3,282,055     | 1,851,731       | 5,892,483     | 0              | 11,026,269      |
| COPIAH                  | 3,241,619     | 2,852,895       | 3,051,904     | 1,999,572      | 11,145,990      |
| COVINGTON               | 2,557,565     | 1,549,856       | 43,486,894    | 1,179,290      | 48,773,605      |
| DESOTO                  | 5,265,244     | 10,055,220      | 8,246,645     | 786,402        | 24,353,811      |
| FORREST                 | 13,320,932    | 15,890,852      | 14,361,203    | 1,928,163      | 45,501,150      |
| FRANKLIN                | 2,864,079     | 3,841,670       | 3,111,802     | 313,140        | 10,130,691      |
| GEORGE                  | 3,412,388     | 1,821,163       | 10,063,085    | 1,300,385      | 16,597,021      |
| GREENE                  | 236,763       | 1,027,742       | 11,011,079    | 391,780        | 12,667,364      |
| GRENADA                 | 3,649,342     | 3,147,346       | 2,372,764     | 242,207        | 9,411,659       |
| HANCOCK                 | 7,586,111     | 7,147,335       | 13,357,199    | 1,076,327      | 29,166,972      |
| HARRISON                | 34,085,662    | 101,684,183     | 5,500,140     | 5,155,199      | 146,425,184     |
| HINDS                   | 70,559,669    | 56,511,666      | 14,049,358    | 3,658,522      | 144,779,215     |
| HOLMES                  | 2,722,536     | 4,158,317       | 1,840,118     | 2,174,889      | 10,895,860      |
| HUMPHREYS               | 1,527,244     | 1,066,886       | 4,187,132     | 0              | 6,781,262       |
| ISSAQUENA               | 173,456       | 110,727         | 2,451,648     | 0              | 2,735,831       |
| ITAWAMBA                | 219,377       | 0               | 2,781,807     | 0              | 3,001,184       |
| JACKSON                 | 16,118,937    | 198,233,736     | 24,977,578    | 3,128,938      | 242,459,189     |
| JASPER                  | 831,174       | 2,176,387       | 18,451,889    | 880,742        | 22,340,192      |
| JEFFERSON               | 855,372       | 1,266,498       | 1,701,678     | 0              | 3,823,548       |
| JEFFERSON DAVIS         | 146,840       | 735,874         | 11,420,158    | 1,679          | 12,304,551      |
| JONES                   | 6,922,944     | 8,522,038       | 19,366,864    | 2,085,164      | 36,897,010      |
| KEMPER                  | 1,665,154     | 0               | 2,458,795     | 305,734        | 4,429,683       |
| LAFAYETTE               | 4,981,046     | 0               | 2,126,588     | 37,353         | 7,144,987       |
| LAMAR                   | 3,676,815     | 4,985,936       | 9,267,324     | 1,256,140      | 19,186,215      |
| LAUDERDALE              | 14,167,074    | 20,063,416      | 11,322,158    | 4,407,233      | 49,959,881      |
| LAWRENCE                | 2,067,557     | 1,054,077       | 2,532,027     | 173,801        | 5,827,462       |
| LEAKE                   | 2,349,861     | 1,081,299       | 1,078,640     | 0              | 4,509,800       |
| LEE                     | 12,585,700    | 0               | 3,090,467     | 1,505,800      | 17,181,967      |
| LEFLORE                 | 7,480,032     | 1,831,069       | 3,219,027     | 2,639,365      | 15,169,493      |
| LINCOLN                 | 4,645,221     | 5,394,683       | 2,046,943     | 2,107,174      | 14,194,021      |
| LOWNDES                 | 10,098,430    | 0               | 5,818,750     | 2,025,851      | 17,943,031      |
| MADISON                 | 9,178,676     | 12,834,746      | 5,335,396     | 843,354        | 28,192,172      |
| MARION                  | 2,462,951     | 1,554,565       | 5,096,826     | 51,809         | 9,166,151       |
| MARSHALL                | 2,619,798     | 0               | 3,909,388     | 1,224,136      | 7,753,322       |
| MONROE                  | 3,616,465     | 0               | 23,891,677    | 1,934,990      | 29,443,132      |
| MONTGOMERY              | 1,900,596     | 1,310,244       | 238,670       | 146,468        | 3,595,978       |
| NESHOBA                 | 2,994,970     | 120,037         | 253,231       | 432,977        | 3,801,215       |
| NEWTON                  | 2,584,329     | 3,554,412       | 315,893       | 680,906        | 7,135,540       |
| NOXUBEE                 | 1,569,909     | 0               | 4,142,935     | 304,803        | 6,017,647       |
| OKTIBBEHA               | 5,924,037     | 0               | 1,812,132     | 329,811        | 8,065,980       |
| PANOLA                  | 3,961,410     | 2,940,425       | 8,840,760     | 623,171        | 16,365,766      |
| PEARL RIVER             | 6,422,740     | 5,619,278       | 9,347,707     | 2,208,309      | 23,598,034      |
| PERRY                   | 1,679,036     | 1,681,853       | 11,563,953    | 304,510        | 15,229,352      |
| PIKE                    | 5,325,763     | 4,352,097       | 5,474,258     | 2,037,219      | 17,189,337      |
| PONTOTOC                | 2,616,581     | 0               | 555,419       | 176,319        | 3,348,319       |
| PRENTISS                | 2,685,711     | 0               | 170,100       | 207,846        | 3,063,657       |
| QUITMAN                 | 1,016,797     | 1,042,848       | 2,717,492     | 2,118,240      | 6,895,377       |
| RANKIN                  | 14,402,615    | 12,946,104      | 7,003,659     | 9,720,227      | 44,072,605      |
| SCOTT                   | 3,104,714     | 3,085,873       | 376,361       | 378,044        | 6,944,992       |
| SHARKEY                 | 747,955       | 1,123,704       | 4,133,425     | 0              | 6,005,084       |
| SIMPSON                 | 3,396,485     | 2,351,714       | 2,990,794     | 1,163,244      | 9,902,237       |
| SMITH                   | 964,091       | 1,165,616       | 3,059,551     | 22,645         | 5,211,903       |
| STONE                   | 2,058,553     | 2,711,393       | 1,295,915     | 217,269        | 6,283,130       |
| SUNFLOWER               | 2,779,547     | 4,858,328       | 4,430,061     | 72,865         | 12,140,801      |
| TALLAHATCHIE            | 1,412,508     | 1,646,931       | 4,402,325     | 1,692,449      | 9,154,213       |
| TATE                    | 2,803,143     | 2,157,019       | 3,322,164     | 501,146        | 8,783,472       |
| TIPPAH                  | 2,826,718     | 0               | 948,970       | 137,348        | 3,913,036       |
| TISHOMINGO              | 2,235,127     | 0               | 63,852        | 1,214,993      | 3,513,972       |
| TUNICA                  | 1,527,624     | 3,186,141       | 2,616,919     | 1,225,722      | 8,556,406       |
| UNION                   | 2,399,724     | 0               | 1,613,214     | 1,005,515      | 5,018,453       |
| WALTHALL                | 1,835,543     | 2,288,181       | 9,654,166     | 0              | 13,777,890      |
| WARREN                  | 7,529,974     | 50,506,248      | 1,617,294     | 741,409        | 60,394,925      |
| WASHINGTON              | 6,965,157     | 38,653,066      | 17,664,758    | 214,622        | 63,497,603      |
| WAYNE                   | 2,756,267     | 1,837,937       | 10,290,500    | 35,601         | 14,920,305      |
| WEBSTER                 | 1,232,697     | 84,210          | 391,776       | 38,045         | 1,746,728       |
| WILKINSON               | 1,064,842     | 1,005,398       | 1,073,575     | 40,472         | 3,184,287       |
| WINSTON                 | 1,918,228     | 0               | 4,565,123     | 285,120        | 6,768,471       |
| YALOBUSHA               | 1,651,368     | 1,207,107       | 1,801,604     | 217,668        | 4,877,747       |
| YAZOO                   | 3,069,532     | 2,140,712       | 7,171,509     | 2,639,040      | 15,020,793      |
| Subtotal                | \$398,859,000 | \$668,700,000   | \$500,364,400 | \$80,892,877   | \$1,648,816,277 |
| *SUBJECT TO IN LIEU TAX |               | 600,000,000     |               | 28,690,253     | 628,690,253     |
| TOTAL                   | \$398,859,000 | \$1,268,700,000 | \$500,364,400 | \$109,583,130  | \$2,277,506,530 |

\*Grand Gulf & Private Railcar Assessments

**HOMESTEAD EXEMPTION APPLICATIONS FILED**  
**NUMBER OF APPLICATIONS FILED FOR REGULAR HOMESTEAD EXEMPTION**  
**NUMBER OF APPLICATIONS FILED FOR OVER 65 AND DISABLED**  
**COUNTIES**

Reported by Calendar Year

| COUNTY          | ELDERLY & DISABLED |                | ELDERLY & DISABLED |                | ELDERLY & DISABLED |                |
|-----------------|--------------------|----------------|--------------------|----------------|--------------------|----------------|
|                 | REGULAR 2001       | 2001           | REGULAR 2002       | 2002           | REGULAR 2003       | 2003           |
| Adams           | 8,325              | 3,517          | 8,324              | 3,464          | 8,324              | 3,516          |
| Alcorn          | 9,359              | 3,782          | 9,433              | 3,859          | 9,437              | 3,945          |
| Amite           | 3,562              | 1,511          | 2,028              | 1,477          | 3,574              | 1,501          |
| Attala          | 5,219              | 2,392          | 5,209              | 2,407          | 5,191              | 2,784          |
| Benton          | 2,271              | 1,072          | 2,290              | 1,070          | 2,282              | 1,055          |
| Bolivar         | 7,206              | 2,790          | 7,285              | 2,848          | 7,278              | 2,857          |
| Calhoun         | 4,131              | 1,880          | 4,122              | 1,871          | 4,149              | 1,899          |
| Carroll         | 2,918              | 1,082          | 3,003              | 1,119          | 3,025              | 1,122          |
| Chickasaw       | 4,506              | 1,860          | 4,515              | 3,668          | 4,544              | 1,928          |
| Choctaw         | 2,492              | 1,048          | 2,492              | 1,067          | 2,487              | 1,084          |
| Claiborne       | 2,238              | 885            | 2,242              | 882            | 2,150              | 827            |
| Clarke          | 4,937              | 1,629          | 4,690              | 2,033          | 4,695              | 2,024          |
| Clay            | 4,993              | 2,090          | 4,927              | 2,075          | 4,933              | 2,097          |
| Coahoma         | 5,340              | 2,150          | 5,290              | 2,166          | 5,220              | 2,122          |
| Copiah          | 6,794              | 2,748          | 6,846              | 2,752          | 6,854              | 2,744          |
| Covington       | 4,586              | 1,816          | 4,633              | 1,883          | 4,644              | 1,847          |
| DeSoto          | 29,607             | 6,679          | 30,871             | 7,024          | 32,337             | 7,533          |
| Forrest         | 14,517             | 5,643          | 14,705             | 6,722          | 14,476             | 5,654          |
| Franklin        | 2,207              | 957            | 2,221              | 972            | 2,249              | 1,007          |
| George          | 4,826              | 1,765          | 5,069              | 1,856          | 5,195              | 1,911          |
| Greene          | 2,872              | 1,101          | 2,958              | 1,125          | 2,973              | 1,144          |
| Grenada         | 5,218              | 2,115          | 5,223              | 2,144          | 5,260              | 2,195          |
| Hancock         | 11,726             | 4,698          | 12,393             | 5,095          | 12,574             | 5,218          |
| Harrison        | 37,806             | 13,684         | 38,631             | 13,889         | 39,141             | 14,101         |
| Hinds           | 52,823             | 17,194         | 52,995             | 17,193         | 52,799             | 17,129         |
| Holmes          | 4,137              | 2,040          | 4,176              | 2,063          | 4,184              | 602            |
| Humphreys       | 1,998              | 997            | 2,017              | 954            | 2,019              | 954            |
| Issaquena       | 6,306              | 2,427          | 314                | 100            | 307                | 127            |
| Itawamba        | 316                | 133            | 6,346              | 2,443          | 6,374              | 2,493          |
| Jackson         | 31,069             | 9,740          | 31,465             | 10,105         | 31,926             | 10,396         |
| Jasper          | 4,688              | 2,049          | 4,704              | 2,053          | 4,657              | 2,049          |
| Jefferson       | 1,871              | 846            | 1,968              | 914            | 1,984              | 925            |
| Jefferson Davis | 3,760              | 1,641          | 3,738              | 1,658          | 3,778              | 1,706          |
| Jones           | 14,918             | 6,374          | 14,832             | 6,347          | 14,855             | 6,406          |
| Kemper          | 2,621              | 1,557          | 2,674              | 1,618          | 2,641              | 1,408          |
| Lafayette       | 7,417              | 2,416          | 7,515              | 2,443          | 7,651              | 2,458          |
| Lamar           | 9,535              | 2,638          | 8,721              | 2,290          | 9,977              | 2,778          |
| Lauderdale      | 17,498             | 6,560          | 17,574             | 6,580          | 17,635             | 6,642          |
| Lawrence        | 3,679              | 1,550          | 3,690              | 1,547          | 3,674              | 1,567          |
| Leake           | 5,141              | 2,269          | 5,158              | 2,268          | 5,139              | 2,246          |
| Lee             | 17,821             | 5,376          | 18,159             | 5,536          | 18,426             | 5,679          |
| LeFlore         | 5,843              | 2,379          | 5,858              | 2,367          | 5,807              | 2,363          |
| Lincoln         | 8,018              | 3,294          | 8,115              | 3,324          | 8,246              | 4,170          |
| Lowndes         | 13,220             | 4,228          | 13,270             | 4,256          | 13,297             | 4,392          |
| Madison         | 17,705             | 3,925          | 18,175             | 4,111          | 18,936             | 3,108          |
| Marion          | 6,429              | 2,877          | 6,433              | 2,901          | 6,512              | 2,949          |
| Marshall        | 7,858              | 2,830          | 8,055              | 2,930          | 8,189              | 2,956          |
| Monroe          | 9,928              | 3,891          | 9,965              | 3,940          | 9,947              | 4,066          |
| Montgomery      | 3,127              | 1,434          | 3,082              | 1,405          | 3,114              | 1,420          |
| Neshoba         | 6,434              | 2,693          | 6,446              | 2,537          | 6,472              | 2,731          |
| Newton          | 5,529              | 2,314          | 5,524              | 1,709          | 5,548              | 2,337          |
| Noxubee         | 2,619              | 1,274          | 2,594              | 1,280          | 2,598              | 1,356          |
| Oktibbeha       | 7,360              | 2,705          | 7,425              | 2,727          | 7,465              | 2,790          |
| Panola          | 7,520              | 3,200          | 7,598              | 3,240          | 7,690              | 3,295          |
| Pearl River     | 12,231             | 4,864          | 12,343             | 4,965          | 12,749             | 5,157          |
| Perry           | 2,854              | 1,046          | 2,948              | 1,452          | 2,939              | 1,122          |
| Pike            | 8,953              | 3,918          | 8,945              | 3,944          | 9,008              | 3,967          |
| Pontotoc        | 7,129              | 2,910          | 7,224              | 2,478          | 7,334              | 2,558          |
| Prentiss        | 6,817              | 2,830          | 7,033              | 2,978          | 6,851              | 2,924          |
| Quitman         | 2,132              | 1,017          | 2,127              | 995            | 2,142              | 990            |
| Rankin          | 28,434             | 7,016          | 29,134             | 7,294          | 30,170             | 7,647          |
| Scott           | 5,946              | 2,307          | 5,927              | 2,310          | 5,926              | 2,328          |
| Sharkey         | 965                | 418            | 965                | 373            | 950                | 384            |
| Simpson         | 6,351              | 2,514          | 6,394              | 2,545          | 6,429              | 2,559          |
| Smith           | 4,217              | 1,739          | 4,249              | 1,774          | 4,264              | 1,816          |
| Stone           | 3,378              | 1,203          | 3,393              | 1,236          | 3,439              | 1,269          |
| Sunflower       | 5,400              | 2,173          | 5,380              | 2,196          | 5,323              | 2,197          |
| Tallahatchie    | 2,828              | 1,323          | 2,848              | 1,328          | 2,797              | 1,305          |
| Tate            | 6,133              | 2,029          | 6,243              | 2,058          | 6,318              | 2,097          |
| Tippah          | 5,902              | 2,482          | 5,893              | 2,491          | 5,908              | 2,529          |
| Tishomingo      | 5,779              | 2,245          | 5,841              | 1,728          | 5,799              | 2,555          |
| Tunica          | 1,226              | 460            | 1,250              | 454            | 1,276              | 445            |
| Union           | 6,655              | 2,581          | 6,652              | 2,620          | 6,676              | 2,635          |
| Walthall        | 3,811              | 1,686          | 3,837              | 1,154          | 3,846              | 1,742          |
| Warren          | 11,174             | 3,543          | 11,232             | 3,540          | 11,289             | 3,575          |
| Washington      | 11,689             | 4,431          | 11,661             | 4,462          | 11,543             | 4,444          |
| Wayne           | 4,957              | 2,001          | 4,972              | 2,052          | 5,004              | 2,097          |
| Webster         | 2,887              | 1,206          | 2,928              | 1,238          | 2,899              | 1,242          |
| Wilkinson       | 2,284              | 1,074          | 2,214              | 1,094          | 2,110              | 1,085          |
| Winston         | 5,404              | 2,270          | 5,319              | 2,234          | 5,316              | 2,233          |
| Yalobusha       | 3,669              | 1,663          | 3,695              | 1,679          | 3,702              | 1,688          |
| Yazoo           | 5,424              | 2,293          | 5,372              | 2,290          | 5,328              | 2,286          |
| <b>TOTAL</b>    | <b>649,473</b>     | <b>236,987</b> | <b>654,005</b>     | <b>241,269</b> | <b>662,174</b>     | <b>242,489</b> |

Note: Elderly & Disabled totals are included in Regular totals.

**HOMESTEAD EXEMPTION APPLICATIONS FILED**  
**NUMBER OF APPLICATIONS FILED FOR REGULAR HOMESTEAD EXEMPTION**  
**NUMBER OF APPLICATIONS FILED FOR OVER 65 AND DISABLED**  
**MUNICIPAL SEPARATE SCHOOL DISTRICTS**

Reported by Calendar Year

| SEPARATE SCHOOL DISTRICT | REGULAR 2001   | ELDERLY & DISABLED 2001 | REGULAR 2002   | ELDERLY & DISABLED 2002 | REGULAR 2003   | ELDERLY & DISABLED 2003 |
|--------------------------|----------------|-------------------------|----------------|-------------------------|----------------|-------------------------|
| Aberdeen                 | 2,378          | 1,011                   | 2,389          | 1,022                   | 2,355          | 1,045                   |
| Amory                    | 2,772          | 1,138                   | 2,735          | 1,139                   | 2,735          | 1,183                   |
| Baldwyn                  | 1,345          | 551                     | 1,390          | 567                     | 1,370          | 582                     |
| Bay St. Louis            | 4,894          | 2,008                   | 5,106          | 2,144                   | 5,131          | 2,181                   |
| Biloxi                   | 6,639          | 2,899                   | 6,718          | 2,916                   | 6,763          | 2,924                   |
| Booneville               | 1,365          | 705                     | 1,398          | 735                     | 1,337          | 694                     |
| Brookhaven               | 4,365          | 1,867                   | 4,365          | 1,860                   | 4,397          | 2,115                   |
| Canton                   | 3,275          | 1,730                   | 3,259          | 1,359                   | 3,300          | 978                     |
| Clarksdale               | 3,397          | 1,455                   | 3,341          | 1,413                   | 3,253          | 1,364                   |
| Clinton                  | 6,838          | 1,946                   | 6,968          | 2,003                   | 7,077          | 2,040                   |
| Columbia                 | 2,476          | 1,188                   | 2,442          | 1,174                   | 2,493          | 1,202                   |
| Columbus                 | 6,532          | 2,537                   | 6,490          | 2,521                   | 6,429          | 2,547                   |
| Corinth                  | 3,540          | 1,673                   | 3,539          | 1,684                   | 3,522          | 1,697                   |
| Drew                     | 782            | 346                     | 786            | 354                     | 757            | 339                     |
| Durant                   | 605            | 329                     | 603            | 334                     | 602            | 329                     |
| Forest                   | 1,720          | 705                     | 1,712          | 699                     | 1,711          | 702                     |
| Greenville               | 6,864          | 2,777                   | 6,805          | 2,762                   | 6,702          | 2,739                   |
| Greenwood                | 3,348          | 1,361                   | 3,335          | 1,344                   | 3,295          | 1,346                   |
| Grenada                  | 5,218          | 2,115                   | 5,223          | 2,144                   | 5,260          | 2,195                   |
| Gulfport                 | 8,129          | 3,622                   | 8,158          | 3,587                   | 8,094          | 2,572                   |
| Hattiesburg              | 6,178          | 2,797                   | 6,160          | 2,775                   | 5,966          | 2,767                   |
| Hazlehurst               | 2,534          | 1,089                   | 2,557          | 1,097                   | 2,542          | 1,086                   |
| Holly Springs            | 2,421          | 910                     | 2,467          | 919                     | 2,493          | 925                     |
| Houston                  | 2,586          | 1,084                   | 2,580          | 1,086                   | 2,616          | 1,117                   |
| Indianola                | 2,559          | 942                     | 2,548          | 958                     | 2,534          | 980                     |
| Jackson                  | 35,886         | 12,274                  | 35,597         | 12,105                  | 34,955         | 11,870                  |
| Kosciusko                | 2,977          | 1,351                   | 2,977          | 1,355                   | 2,963          | 1,355                   |
| Laurel                   | 3,718          | 1,890                   | 3,653          | 1,840                   | 3,596          | 1,813                   |
| Long Beach               | 4,274          | 1,420                   | 4,326          | 1,450                   | 4,359          | 1,491                   |
| Louisville               | 5,404          | 2,270                   | 5,319          | 2,234                   | 5,316          | 2,233                   |
| McComb                   | 3,929          | 1,808                   | 3,864          | 1,809                   | 3,844          | 1,816                   |
| Meridian                 | 8,928          | 3,844                   | 8,827          | 3,801                   | 8,775          | 3,770                   |
| Moss Point               | 5,923          | 2,294                   | 5,901          | 2,363                   | 5,843          | 2,417                   |
| New Albany               | 2,554          | 1,065                   | 2,526          | 1,077                   | 2,518          | 1,071                   |
| Ocean Springs            | 6,486          | 1,724                   | 6,695          | 1,806                   | 6,909          | 1,883                   |
| Okolona                  | 1,349          | 532                     | 1,366          | 537                     | 1,362          | 563                     |
| Oxford                   | 3,912          | 1,223                   | 3,959          | 1,244                   | 4,024          | 1,240                   |
| Pascagoula               | 8,868          | 2,853                   | 8,881          | 2,942                   | 8,861          | 2,995                   |
| Pass Christian           | 3,126          | 1,236                   | 3,239          | 1,274                   | 3,316          | 1,279                   |
| Pearl                    | 4,841          | 1,505                   | 4,833          | 1,549                   | 4,857          | 1,599                   |
| Petal                    | 4,339          | 1,400                   | 4,443          | 1,415                   | 4,410          | 1,407                   |
| Philadelphia             | 1,722          | 782                     | 1,700          | 794                     | 1,692          | 793                     |
| Picayune                 | 5,227          | 2,208                   | 5,096          | 2,230                   | 5,353          | 2,316                   |
| Pontotoc                 | 2,910          | 1,057                   | 2,937          | 1,065                   | 2,976          | 1,084                   |
| Richton                  | 927            | 356                     | 962            | 474                     | 948            | 373                     |
| Senatobia                | 1,793          | 547                     | 1,850          | 559                     | 1,869          | 569                     |
| Starkville               | 4,814          | 1,497                   | 4,841          | 1,515                   | 4,854          | 1,555                   |
| Tupelo                   | 8,822          | 2,515                   | 8,940          | 2,580                   | 3,295          | 1,346                   |
| West Point               | 4,321          | 1,802                   | 4,270          | 1,793                   | 4,270          | 1,816                   |
| Winona                   | 1,374          | 643                     | 1,356          | 641                     | 1,381          | 653                     |
| Yazoo City               | 2,252          | 1,160                   | 2,199          | 1,038                   | 2,152          | 1,026                   |
| <b>TOTAL</b>             | <b>233,436</b> | <b>90,041</b>           | <b>233,631</b> | <b>90,086</b>           | <b>227,432</b> | <b>87,982</b>           |

Note: Elderly & Disabled totals are included in Regular totals.

**HOMESTEAD EXEMPTION  
EXEMPT ASSESSED VALUE  
COUNTIES**

Reported by Calendar Year

| COUNTY          | 1998                   | 1999                   | 2000                   | 2001                   | 2002                   | 2003                   |
|-----------------|------------------------|------------------------|------------------------|------------------------|------------------------|------------------------|
| Adams           | \$32,460,495           | \$32,726,779           | \$33,221,786           | \$36,365,403           | \$36,671,658           | \$38,033,425           |
| Alcorn          | 35,116,101             | 35,574,806             | 36,333,541             | 42,579,627             | 43,361,439             | 43,724,092             |
| Amite           | 13,870,473             | 14,276,654             | 14,546,792             | 17,010,797             | 17,365,358             | 17,677,620             |
| Attala          | 18,273,504             | 18,576,490             | 18,953,824             | 19,321,582             | 25,178,991             | 25,338,009             |
| Benton          | 7,049,435              | 7,163,612              | 7,300,833              | 9,888,347              | 10,163,551             | 10,141,266             |
| Bolivar         | 26,584,210             | 26,815,257             | 27,398,504             | 27,731,785             | 33,417,423             | 34,100,816             |
| Calhoun         | 13,271,670             | 13,369,597             | 16,497,850             | 17,719,605             | 18,330,252             | 18,315,067             |
| Carroll         | 10,610,375             | 10,899,970             | 11,254,616             | 13,707,814             | 14,208,236             | 14,662,866             |
| Chickasaw       | 15,231,835             | 15,501,039             | 15,680,188             | 15,742,182             | 19,340,977             | 19,628,136             |
| Choctaw         | 8,758,004              | 8,953,052              | 9,054,170              | 12,288,940             | 12,458,122             | 12,747,553             |
| Claiborne       | 7,323,176              | 7,241,044              | 7,372,225              | 7,508,760              | 8,876,104              | 8,568,853              |
| Clarke          | 16,679,851             | 17,275,951             | 17,545,127             | 17,781,642             | 21,010,455             | 21,318,994             |
| Clay            | 19,786,342             | 19,960,655             | 19,972,670             | 19,992,654             | 26,206,620             | 26,449,840             |
| Coahoma         | 19,500,507             | 19,702,004             | 19,697,295             | 19,727,936             | 23,406,519             | 23,295,068             |
| Copiah          | 22,556,153             | 23,382,376             | 23,873,328             | 21,050,501             | 33,154,962             | 33,517,384             |
| Covington       | 15,802,197             | 15,846,110             | 16,524,200             | 17,072,193             | 23,556,078             | 23,796,624             |
| DeSoto          | 136,890,497            | 145,152,136            | 153,674,630            | 162,619,543            | 170,487,638            | 170,487,638            |
| Forrest         | 63,047,277             | 64,035,783             | 65,417,449             | 72,245,685             | 75,972,266             | 75,851,793             |
| Franklin        | 7,962,411              | 8,147,506              | 8,802,310              | 9,644,191              | 9,881,089              | 10,080,917             |
| George          | 18,986,831             | 19,605,864             | 19,723,715             | 23,454,624             | 24,915,114             | 25,814,958             |
| Greene          | 9,859,962              | 10,216,121             | 10,422,668             | 13,313,288             | 14,502,788             | 14,681,402             |
| Grenada         | 21,459,509             | 21,891,321             | 22,392,445             | 27,563,066             | 27,766,320             | 28,078,718             |
| Hancock         | 47,346,914             | 50,174,441             | 53,260,209             | 62,717,280             | 75,365,148             | 77,406,871             |
| Harrison        | 176,343,471            | 190,409,408            | 213,709,431            | 232,295,613            | 238,806,892            | 243,567,728            |
| Hinds           | 230,540,616            | 233,575,284            | 236,037,757            | 238,740,373            | 278,266,685            | 279,808,602            |
| Holmes          | 11,681,337             | 11,936,894             | 12,399,079             | 14,940,807             | 15,289,603             | 15,439,592             |
| Humphreys       | 785,675                | 5,973,831              | 6,160,882              | 8,110,611              | 8,209,239              | 8,942,745              |
| Issaquena       | 999,742                | 1,012,411              | 991,299                | 992,712                | 1,466,538              | 1,426,535              |
| Itawamba        | 21,684,100             | 22,573,063             | 23,132,019             | 23,031,617             | 25,986,163             | 27,334,370             |
| Jackson         | 135,186,221            | 139,519,714            | 142,991,595            | 146,890,538            | 187,109,920            | 191,374,067            |
| Jasper          | 10,584,701             | 17,650,948             | 18,641,555             | 20,412,458             | 20,934,547             | 21,136,259             |
| Jefferson       | 5,773,960              | 5,970,857              | 5,964,039              | 7,459,047              | 7,787,972              | 7,979,617              |
| Jefferson Davis | 14,296,038             | 14,518,379             | 14,540,811             | 15,857,984             | 16,120,111             | 17,277,438             |
| Jones           | 59,391,916             | 57,244,462             | 58,000,624             | 59,134,381             | 74,982,960             | 75,778,947             |
| Kemper          | 9,880,772              | 10,001,906             | 10,130,725             | 10,231,657             | 11,558,700             | 11,579,886             |
| Lafayette       | 30,993,869             | 32,213,795             | 33,488,346             | 43,869,880             | 44,837,344             | 46,048,593             |
| Lamar           | 40,891,690             | 43,096,460             | 45,062,195             | 53,828,924             | 86,723,069             | 60,794,826             |
| Lauderdale      | 72,961,551             | 73,930,920             | 75,458,692             | 76,348,999             | 94,620,028             | 95,522,628             |
| Lawrence        | 13,984,829             | 14,187,552             | 14,350,922             | 17,456,724             | 17,952,441             | 17,928,731             |
| Leake           | 18,520,855             | 18,690,218             | 22,020,989             | 24,769,237             | 24,906,339             | 25,074,638             |
| Lee             | 77,210,725             | 79,983,307             | 89,395,798             | 105,071,657            | 107,767,306            | 110,308,418            |
| Leflore         | 22,687,853             | 22,658,029             | 22,650,435             | 28,872,517             | 29,011,420             | 28,870,224             |
| Lincoln         | 31,008,695             | 31,767,943             | 32,206,406             | 42,076,894             | 42,945,127             | 43,844,538             |
| Lowndes         | 57,351,243             | 57,221,342             | 63,597,724             | 73,434,538             | 74,278,839             | 74,523,661             |
| Madison         | 80,183,122             | 82,951,215             | 86,798,480             | 90,151,039             | 119,268,737            | 125,013,138            |
| Marion          | 23,683,284             | 23,163,866             | 24,655,046             | 25,051,060             | 29,219,279             | 29,784,104             |
| Marshall        | 28,363,323             | 29,487,244             | 30,624,734             | 31,881,710             | 38,957,497             | 40,168,515             |
| Monroe          | 34,780,348             | 35,491,473             | 36,293,348             | 49,910,418             | 50,424,744             | 50,715,666             |
| Montgomery      | 10,918,350             | 11,321,188             | 11,373,132             | 12,678,588             | 12,796,594             | 13,111,149             |
| Neshoba         | 23,012,021             | 23,953,880             | 27,545,111             | 30,750,543             | 31,104,782             | 31,631,495             |
| Newton          | 19,797,719             | 20,441,693             | 20,637,338             | 20,727,314             | 24,771,157             | 25,197,496             |
| Noxubee         | 8,759,367              | 9,001,539              | 9,125,767              | 9,225,503              | 10,608,584             | 10,821,379             |
| Oktibbeha       | 33,195,624             | 33,756,308             | 34,501,383             | 35,065,544             | 43,826,997             | 44,326,911             |
| Panola          | 26,713,097             | 27,589,686             | 28,458,457             | 29,069,402             | 34,468,827             | 35,325,212             |
| Pearl River     | 47,305,859             | 49,734,876             | 51,776,500             | 53,111,722             | 66,019,873             | 69,275,724             |
| Perry           | 8,736,978              | 9,191,339              | 9,444,892              | 8,749,676              | 13,291,536             | 13,478,536             |
| Pike            | 32,150,318             | 34,006,904             | 36,120,204             | 40,083,688             | 40,667,641             | 41,306,453             |
| Pontotoc        | 26,219,362             | 27,127,120             | 28,197,583             | 28,793,493             | 29,077,857             | 36,552,516             |
| Prentiss        | 21,906,018             | 22,339,016             | 22,726,175             | 29,863,922             | 30,849,882             | 30,722,388             |
| Quitman         | 6,039,790              | 6,046,281              | 6,000,677              | 6,722,949              | 6,916,956              | 7,021,277              |
| Rankin          | 127,395,603            | 133,049,501            | 139,393,988            | 145,280,092            | 184,433,899            | 192,276,202            |
| Scott           | 20,532,597             | 20,686,078             | 21,050,446             | 21,311,451             | 26,795,558             | 27,063,171             |
| Sharkey         | 3,403,857              | 3,947,668              | 3,941,430              | 4,189,985              | 4,220,603              | 4,462,462              |
| Simpson         | 22,107,393             | 22,620,745             | 22,958,463             | 31,061,619             | 31,590,314             | 31,935,888             |
| Smith           | 15,349,376             | 15,607,535             | 15,976,360             | 16,288,268             | 20,318,621             | 20,702,055             |
| Stone           | 11,199,606             | 11,865,520             | 12,535,874             | 16,193,273             | 16,443,987             | 16,888,651             |
| Sunflower       | 20,281,266             | 19,986,237             | 20,374,434             | 21,760,847             | 23,670,899             | 23,545,576             |
| Tallahatchie    | 8,946,651              | 9,160,489              | 9,269,285              | 11,190,436             | 11,377,368             | 11,274,487             |
| Tate            | 25,917,509             | 26,823,072             | 27,814,211             | 33,982,623             | 34,913,662             | 35,872,967             |
| Tippah          | 19,288,196             | 19,681,582             | 20,457,338             | 25,297,015             | 25,468,783             | 25,839,671             |
| Tishomingo      | 20,643,065             | 21,143,117             | 21,591,402             | 27,710,398             | 28,174,766             | 28,377,033             |
| Tunica          | 4,087,672              | 4,134,152              | 4,186,057              | 6,088,479              | 5,431,370              | 5,606,494              |
| Union           | 23,146,622             | 23,775,577             | 24,393,061             | 25,068,793             | 25,578,247             | 32,899,870             |
| Walthall        | 14,775,819             | 15,043,732             | 15,204,187             | 17,859,752             | 18,060,569             | 18,285,740             |
| Warren          | 50,945,198             | 51,509,637             | 52,569,228             | 61,740,431             | 63,538,133             | 64,820,290             |
| Washington      | 43,412,279             | 45,668,326             | 45,800,695             | 51,302,969             | 51,388,013             | 50,984,151             |
| Wayne           | 18,620,509             | 19,355,757             | 19,708,840             | 22,883,420             | 23,208,567             | 23,267,831             |
| Webster         | 11,977,841             | 12,375,046             | 12,351,418             | 12,416,120             | 14,674,619             | 14,632,652             |
| Wilkinson       | 7,289,825              | 7,623,663              | 7,733,393              | 8,051,424              | 9,223,712              | 8,874,475              |
| Winston         | 21,876,662             | 21,683,631             | 21,793,597             | 26,029,836             | 25,862,380             | 26,114,504             |
| Yalobusha       | 10,977,996             | 11,283,202             | 11,419,323             | 11,578,607             | 14,024,230             | 14,063,843             |
| Yazoo           | 18,182,689             | 18,399,284             | 21,664,328             | 23,928,829             | 23,991,564             | 24,147,340             |
| <b>TOTAL</b>    | <b>\$2,583,310,399</b> | <b>\$2,671,652,470</b> | <b>\$2,786,317,883</b> | <b>\$3,053,925,851</b> | <b>\$3,439,819,158</b> | <b>\$3,484,667,265</b> |

**HOMESTEAD EXEMPTION  
EXEMPT ASSESSED VALUE  
MUNICIPAL SEPARATE SCHOOL DISTRICTS**

Reported by Calendar Year

**SEPARATE SCHOOL**

| <b>DISTRICT</b> | <b>1998</b>          | <b>1999</b>          | <b>2000</b>            | <b>2001</b>            | <b>2002</b>            | <b>2003</b>            |
|-----------------|----------------------|----------------------|------------------------|------------------------|------------------------|------------------------|
| Aberdeen        | \$8,284,954          | \$8,357,374          | \$8,461,987            | \$11,432,566           | \$11,550,316           | \$11,503,274           |
| Amory           | 10,153,499           | 10,248,797           | 10,467,405             | 14,642,548             | 14,517,017             | 14,569,097             |
| Baldwyn         | 4,630,658            | 4,837,238            | 5,244,519              | 6,358,599              | 6,557,719              | 6,612,075              |
| Bay St. Louis   | 21,530,049           | 21,731,956           | 22,828,396             | 26,069,039             | 32,772,101             | 33,312,308             |
| Biloxi          | 31,126,066           | 31,211,567           | 35,564,137             | 41,676,401             | 42,430,233             | 42,960,481             |
| Booneville      | 4,553,171            | 4,544,497            | 4,565,130              | 6,146,713              | 6,327,521              | 6,116,965              |
| Brookhaven      | 17,527,711           | 17,886,921           | 17,961,904             | 23,085,881             | 23,282,922             | 23,523,493             |
| Canton          | 11,121,985           | 11,138,070           | 11,329,755             | 11,702,565             | 15,842,260             | 16,290,945             |
| Clarksdale      | 12,441,018           | 12,418,597           | 12,357,408             | 12,296,248             | 14,461,850             | 14,175,735             |
| Clinton         | 34,599,018           | 35,228,033           | 36,207,957             | 36,976,303             | 45,285,191             | 46,181,054             |
| Columbia        | 10,077,736           | 10,157,656           | 10,292,564             | 10,313,147             | 11,970,171             | 12,249,604             |
| Columbus        | 28,777,617           | 29,003,428           | 31,126,361             | 35,504,930             | 35,506,515             | 35,172,598             |
| Corinth         | 14,353,244           | 14,422,495           | 14,579,663             | 17,019,375             | 17,170,909             | 17,161,411             |
| Drew            | 2,655,046            | 2,572,026            | 2,637,250              | 2,779,070              | 3,075,707              | 2,986,675              |
| Durant          | 1,674,790            | 1,652,400            | 1,713,466              | 1,988,945              | 2,013,368              | 2,044,466              |
| Forest          | 6,410,843            | 6,366,875            | 6,393,396              | 6,427,195              | 7,975,972              | 8,043,090              |
| Greenville      | 25,708,951           | 26,894,117           | 26,714,830             | 29,019,386             | 28,837,271             | 28,431,912             |
| Greenwood       | 13,329,771           | 13,338,614           | 13,327,720             | 17,216,702             | 17,232,126             | 17,063,388             |
| Grenada         | 21,459,509           | 21,891,321           | 22,392,445             | 27,563,066             | 27,766,320             | 28,078,718             |
| Gulfport        | 37,389,157           | 37,553,776           | 42,398,957             | 48,374,789             | 48,804,816             | 48,667,266             |
| Hattiesburg     | 27,586,038           | 25,857,840           | 25,932,403             | 27,415,658             | 30,719,147             | 30,134,905             |
| Hazlehurst      | 8,177,768            | 8,447,308            | 8,580,609              | 11,454,693             | 11,742,890             | 11,762,557             |
| Holly Springs   | 9,204,434            | 9,427,966            | 9,670,747              | 6,612,022              | 12,166,899             | 12,419,341             |
| Houston         | 9,052,007            | 9,275,842            | 9,393,435              | 9,408,692              | 11,618,423             | 11,860,351             |
| Indianola       | 10,103,601           | 9,727,329            | 10,210,639             | 10,911,602             | 11,873,418             | 11,821,550             |
| Jackson         | 154,104,501          | 154,718,330          | 154,069,632            | 153,778,041            | 173,640,431            | 171,793,900            |
| Kosciusko       | 10,930,635           | 11,145,187           | 11,309,602             | 11,459,878             | 15,088,273             | 15,117,719             |
| Laurel          | 14,688,673           | 14,683,104           | 14,605,540             | 14,620,837             | 17,789,621             | 17,581,368             |
| Long Beach      | 21,083,023           | 21,368,170           | 23,852,963             | 28,256,243             | 28,667,186             | 29,001,945             |
| Louisville      | 21,864,762           | 21,683,631           | 21,793,597             | 26,029,836             | 25,862,380             | 8,592,977              |
| McComb          | 14,906,858           | 15,619,355           | 16,225,994             | 17,806,879             | 17,703,847             | 17,821,528             |
| Meridian        | 37,205,650           | 36,999,009           | 37,113,650             | 36,902,519             | 44,969,198             | 44,874,003             |
| Moss Point      | 24,669,432           | 24,769,950           | 24,709,043             | 24,698,141             | 28,283,597             | 28,245,544             |
| New Albany      | 9,507,803            | 9,684,154            | 9,812,546              | 9,924,317              | 9,986,705              | 12,980,673             |
| Ocean Springs   | 29,000,224           | 30,938,912           | 32,464,624             | 33,765,985             | 44,535,969             | 46,100,967             |
| Okolona         | 4,187,364            | 4,478,675            | 4,506,056              | 4,666,029              | 5,590,879              | 5,615,843              |
| Oxford          | 17,905,077           | 18,619,717           | 19,308,291             | 25,578,437             | 26,005,158             | 26,540,333             |
| Pascagoula      | 39,334,901           | 40,099,067           | 40,399,312             | 41,203,019             | 53,072,118             | 53,151,599             |
| Pass Christian  | 13,692,912           | 14,118,759           | 15,834,635             | 19,222,267             | 19,981,120             | 20,609,954             |
| Pearl           | 22,677,142           | 22,852,784           | 23,092,671             | 23,144,128             | 27,018,315             | 27,410,632             |
| Petal           | 19,284,112           | 19,892,051           | 20,568,229             | 23,237,113             | 24,507,568             | 24,612,037             |
| Philadelphia    | 6,260,770            | 6,396,300            | 7,437,574              | 8,078,055              | 7,999,312              | 7,991,217              |
| Picayune        | 21,165,440           | 21,386,269           | 22,358,624             | 22,902,259             | 27,741,014             | 28,802,065             |
| Pontotoc        | 11,333,080           | 11,577,029           | 11,937,807             | 12,188,225             | 12,286,480             | 15,444,205             |
| Richton         | 2,887,667            | 3,146,142            | 3,137,886              | 4,319,590              | 4,498,284              | 4,501,603              |
| Senatobia       | 8,744,253            | 8,996,820            | 9,328,402              | 33,982,623             | 12,084,033             | 12,254,291             |
| Starkville      | 23,619,042           | 24,036,966           | 24,410,750             | 23,889,782             | 31,164,004             | 31,408,082             |
| Tupelo          | 43,524,955           | 44,157,710           | 48,323,717             | 57,725,163             | 58,703,892             | 59,664,782             |
| West Point      | 17,332,713           | 17,462,021           | 17,466,107             | 19,992,654             | 22,960,134             | 23,121,680             |
| Winona          | 5,021,012            | 5,093,066            | 5,100,675              | 5,766,670              | 5,769,538              | 5,884,459              |
| Yazoo City      | 6,866,392            | 6,836,048            | 8,544,171              | 9,123,191              | 8,973,536              | 8,869,894              |
| <b>TOTAL</b>    | <b>\$983,727,034</b> | <b>\$994,951,269</b> | <b>\$1,028,065,181</b> | <b>\$1,144,658,016</b> | <b>\$1,246,383,674</b> | <b>\$1,241,136,559</b> |



**HOMESTEAD EXEMPTION REIMBURSEMENTS  
COUNTIES AND MUNICIPALITIES**

Reported by Calendar Year

| COUNTY          | REGULAR<br>2001        | MUNICIPALITIES<br>ELDERLY & DISABLED<br>2001 | REGULAR<br>2002        | MUNICIPALITIES<br>ELDERLY & DISABLED<br>2002 | REGULAR<br>2003        | MUNICIPALITIES<br>ELDERLY & DISABLED<br>2003 |
|-----------------|------------------------|--|------------------------|--|------------------------|--|
| Adams           | \$770,948.50           | \$247,745.48                                 | \$772,116.34           | \$250,215.67                                 | \$776,252.56           | \$260,764.03                                 |
| Alcorn          | 703,381.59             | 150,760.61                                   | 711,961.00             | 159,816.77                                   | 721,275.53             | 171,665.07                                   |
| Amite           | 330,134.86             | 20,575.21                                    | 323,811.28             | 21,631.71                                    | 333,328.88             | 23,235.52                                    |
| Attala          | 343,623.04             | 79,089.88                                    | 343,597.00             | 83,149.96                                    | 345,491.32             | 89,315.58                                    |
| Benton          | 209,375.74             | 14,424.88                                    | 211,390.00             | 15,156.59                                    | 213,259.24             | 16,013.74                                    |
| Bolivar         | 665,928.18             | 260,001.04                                   | 670,746.00             | 275,681.42                                   | 676,749.70             | 293,350.65                                   |
| Calhoun         | 382,604.36             | 66,090.33                                    | 381,566.00             | 69,015.87                                    | 389,523.08             | 71,899.09                                    |
| Carroll         | 267,995.38             | 15,095.87                                    | 277,150.00             | 16,002.63                                    | 281,373.74             | 17,189.07                                    |
| Chickasaw       | 248,599.24             | 72,461.63                                    | 249,078.27             | 76,829.82                                    | 253,837.15             | 82,526.08                                    |
| Choctaw         | 240,577.81             | 33,665.06                                    | 240,734.90             | 35,686.51                                    | 241,471.13             | 38,333.05                                    |
| Claiborne       | 207,037.44             | 9,202.97                                     | 190,250.00             | 9,756.12                                     | 200,767.28             | 10,479.07                                    |
| Clarke          | 453,738.27             | 48,031.82                                    | 431,500.00             | 50,917.33                                    | 436,462.14             | 54,691.93                                    |
| Clay            | 262,717.63             | 70,211.08                                    | 258,895.00             | 74,428.11                                    | 261,591.38             | 79,946.55                                    |
| Coahoma         | 391,130.01             | 225,886.26                                   | 388,737.52             | 239,455.13                                   | 389,707.76             | 257,207.62                                   |
| Copiah          | 509,948.24             | 123,022.29                                   | 515,962.00             | 130,407.14                                   | 521,339.08             | 139,799.59                                   |
| Covington       | 423,760.38             | 25,020.55                                    | 426,462.00             | 26,531.58                                    | 432,289.34             | 28,498.41                                    |
| DeSoto          | 2,571,934.41           | 127,170.75                                   | 2,726,417.29           | 134,810.41                                   | 2,928,558.51           | 144,804.26                                   |
| Forrest         | 870,680.07             | 523,237.11                                   | 873,137.00             | 536,940.12                                   | 877,032.12             | 538,123.34                                   |
| Franklin        | 204,485.90             | 17,859.88                                    | 205,620.00             | 18,856.94                                    | 210,436.24             | 20,240.32                                    |
| George          | 445,819.68             | 12,494.69                                    | 466,838.00             | 13,245.33                                    | 486,633.74             | 14,227.21                                    |
| Greene          | 265,573.24             | 16,184.55                                    | 273,348.00             | 17,156.49                                    | 276,774.12             | 18,106.62                                    |
| Grenada         | 241,863.16             | 75,579.78                                    | 241,261.00             | 80,119.10                                    | 247,665.72             | 86,059.67                                    |
| Hancock         | 781,322.07             | 65,555.68                                    | 800,943.48             | 67,420.23                                    | 859,094.70             | 74,647.65                                    |
| Harrison        | 2,321,301.69           | 1,189,104.72                                 | 2,392,198.05           | 1,237,593.47                                 | 2,483,495.28           | 1,305,549.76                                 |
| Hinds           | 2,893,937.63           | 1,977,906.58                                 | 2,926,741.00           | 1,980,905.48                                 | 2,917,300.51           | 1,986,949.56                                 |
| Holmes          | 351,592.39             | 62,185.33                                    | 355,339.00             | 65,919.11                                    | 358,117.74             | 70,807.97                                    |
| Humphreys       | 182,568.60             | 36,924.50                                    | 177,643.52             | 37,973.69                                    | 176,369.98             | 42,044.47                                    |
| Issaquena       | 29,009.44              | 944.20                                       | 29,124.00              | 1,000.88                                     | 28,753.24              | 1,075.13                                     |
| Itawamba        | 575,182.48             | 36,303.04                                    | 591,552.00             | 38,483.69                                    | 600,009.52             | 41,336.81                                    |
| Jackson         | 1,895,537.85           | 537,365.29                                   | 1,919,586.00           | 569,641.18                                   | 1,977,869.24           | 611,876.28                                   |
| Jasper          | 430,485.58             | 16,405.79                                    | 432,706.00             | 17,391.05                                    | 432,619.61             | 18,680.62                                    |
| Jefferson       | 171,122.02             | 9,867.60                                     | 180,779.00             | 10,460.33                                    | 179,657.72             | 11,235.84                                    |
| Jefferson Davis | 346,624.95             | 9,565.75                                     | 342,592.00             | 10,140.01                                    | 344,234.60             | 10,892.14                                    |
| Jones           | 1,212,531.98           | 284,895.59                                   | 1,204,923.00           | 302,087.48                                   | 1,224,861.56           | 308,452.74                                   |
| Kemper          | 242,299.16             | 17,630.80                                    | 246,524.00             | 18,689.31                                    | 246,244.26             | 19,708.40                                    |
| Lafayette       | 506,084.87             | 96,366.26                                    | 510,960.00             | 102,155.40                                   | 527,102.10             | 109,728.40                                   |
| Lamar           | 876,200.30             | 57,556.17                                    | 890,481.00             | 60,963.66                                    | 924,831.90             | 63,792.88                                    |
| Lauderdale      | 1,209,520.91           | 551,013.75                                   | 1,219,402.00           | 574,216.92                                   | 1,238,589.70           | 576,477.68                                   |
| Lawrence        | 339,660.82             | 22,908.00                                    | 341,056.00             | 24,283.37                                    | 343,092.46             | 26,084.41                                    |
| Leake           | 474,633.44             | 33,142.92                                    | 475,480.00             | 35,130.35                                    | 480,180.50             | 37,415.10                                    |
| Lee             | 1,215,838.34           | 292,343.93                                   | 1,241,046.00           | 309,904.98                                   | 1,272,614.97           | 332,880.32                                   |
| Leflore         | 413,775.81             | 218,260.04                                   | 414,183.98             | 218,906.60                                   | 416,104.18             | 222,755.51                                   |
| Lincoln         | 541,517.59             | 137,109.46                                   | 550,490.00             | 136,675.75                                   | 567,655.52             | 136,197.49                                   |
| Lowndes         | 920,597.27             | 257,763.18                                   | 929,116.00             | 273,245.79                                   | 942,766.93             | 293,504.61                                   |
| Madison         | 1,312,848.50           | 85,691.09                                    | 1,365,431.63           | 90,838.11                                    | 1,450,925.21           | 97,573.01                                    |
| Marion          | 496,244.22             | 35,003.18                                    | 496,526.37             | 37,105.96                                    | 503,949.58             | 39,856.72                                    |
| Marshall        | 610,289.79             | 48,820.27                                    | 623,754.00             | 51,752.81                                    | 640,299.33             | 55,589.69                                    |
| Monroe          | 674,017.44             | 189,219.87                                   | 680,874.58             | 196,256.75                                   | 689,549.31             | 204,931.30                                   |
| Montgomery      | 225,142.70             | 73,665.46                                    | 222,254.67             | 75,917.98                                    | 226,500.22             | 80,582.06                                    |
| Neshoba         | 515,336.53             | 24,846.84                                    | 517,793.00             | 26,339.76                                    | 525,582.76             | 28,292.11                                    |
| Newton          | 511,621.78             | 67,557.38                                    | 510,386.00             | 71,398.35                                    | 518,340.23             | 76,273.06                                    |
| Noxubee         | 240,639.62             | 59,208.27                                    | 239,694.00             | 62,236.29                                    | 242,096.38             | 66,849.92                                    |
| Oktibbeha       | 458,632.42             | 89,668.59                                    | 463,770.26             | 95,054.51                                    | 472,425.90             | 102,102.03                                   |
| Panola          | 692,413.00             | 115,479.68                                   | 703,478.00             | 122,403.05                                   | 715,239.70             | 130,331.13                                   |
| Pearl River     | 820,568.69             | 117,267.11                                   | 841,503.39             | 122,974.70                                   | 882,350.65             | 130,365.40                                   |
| Perry           | 220,905.01             | 13,168.59                                    | 227,843.00             | 13,959.80                                    | 228,013.62             | 14,994.55                                    |
| Pike            | 647,566.16             | 182,290.72                                   | 651,295.00             | 193,083.16                                   | 663,390.32             | 206,621.62                                   |
| Pontotoc        | 526,962.49             | 8,845.82                                     | 534,006.00             | 9,321.86                                     | 549,341.75             | 10,013.09                                    |
| Prentiss        | 532,880.70             | 83,814.85                                    | 551,897.00             | 88,848.88                                    | 546,299.22             | 95,436.61                                    |
| Quitman         | 196,195.32             | 36,407.55                                    | 195,328.00             | 37,935.63                                    | 198,399.48             | 39,952.76                                    |
| Rankin          | 2,409,616.37           | 151,981.49                                   | 2,477,638.00           | 161,110.67                                   | 2,596,830.47           | 173,055.24                                   |
| Scott           | 467,127.08             | 52,200.43                                    | 466,148.00             | 55,335.22                                    | 472,069.39             | 59,438.57                                    |
| Sharkey         | 88,715.84              | 26,548.78                                    | 89,222.00              | 28,143.68                                    | 88,704.14              | 30,230.05                                    |
| Simpson         | 584,334.30             | 55,574.57                                    | 589,570.00             | 58,913.19                                    | 599,114.50             | 63,280.54                                    |
| Smith           | 390,188.34             | 23,555.38                                    | 392,314.00             | 24,970.80                                    | 398,427.68             | 26,821.60                                    |
| Stone           | 298,652.60             | 14,622.08                                    | 309,668.20             | 15,500.72                                    | 317,890.76             | 16,649.59                                    |
| Sunflower       | 340,851.03             | 212,273.27                                   | 339,907.00             | 222,343.82                                   | 338,957.60             | 229,314.50                                   |
| Tallahatchie    | 262,177.56             | 54,253.13                                    | 264,648.00             | 50,014.34                                    | 261,896.74             | 61,802.35                                    |
| Tate            | 483,103.94             | 35,735.66                                    | 489,185.00             | 37,882.67                                    | 503,372.62             | 40,690.77                                    |
| Tippah          | 545,854.12             | 22,471.43                                    | 529,496.70             | 23,109.96                                    | 551,429.87             | 25,587.33                                    |
| Tishomingo      | 520,419.35             | 25,725.56                                    | 538,181.92             | 27,271.47                                    | 543,193.86             | 29,292.67                                    |
| Tunica          | 112,249.46             | 0.00   | 112,935.00             | 0.00   | 118,055.46             | 0.00   |
| Union           | 499,377.36             | 27,441.93                                    | 500,329.00             | 28,225.74                                    | 508,842.92             | 30,319.75                                    |
| Walthall        | 352,714.02             | 20,945.57                                    | 356,850.00             | 22,203.60                                    | 360,969.86             | 23,849.89                                    |
| Warren          | 1,126,256.34           | 294,277.57                                   | 1,129,784.18           | 288,967.58                                   | 1,146,154.64           | 292,402.88                                   |
| Washington      | 759,255.41             | 468,684.03                                   | 760,422.50             | 495,048.79                                   | 760,011.39             | 527,681.45                                   |
| Wayne           | 462,133.94             | 25,317.57                                    | 464,836.00             | 26,837.92                                    | 468,047.56             | 28,828.11                                    |
| Webster         | 267,106.32             | 24,628.13                                    | 271,736.00             | 26,107.64                                    | 270,360.34             | 28,043.09                                    |
| Wilkinson       | 205,902.97             | 17,774.00                                    | 193,966.00             | 13,677.22                                    | 194,181.84             | 14,697.14                                    |
| Winston         | 248,574.37             | 44,604.86                                    | 245,221.00             | 47,283.36                                    | 248,242.35             | 50,789.77                                    |
| Yalobusha       | 338,926.98             | 59,481.43                                    | 340,876.00             | 63,041.71                                    | 346,542.27             | 67,715.46                                    |
| Yazoo           | 395,310.87             | 146,516.77                                   | \$396,409.00           | 155,317.19                                   | \$397,302.77           | 162,157.43                                   |
| <b>TOTAL</b>    | <b>\$48,784,315.26</b> | <b>\$11,180,499.21</b>                       | <b>\$49,438,623.03</b> | <b>\$11,595,734.37</b>                       | <b>\$50,586,688.67</b> | <b>\$12,120,983.48</b>                       |

**HOMESTEAD EXEMPTION REIMBURSEMENTS  
MUNICIPAL SEPARATE SCHOOL DISTRICTS**

Reported by Calendar Year

| <b>SEPARATE SCHOOL DISTRICT</b> | <b>COMBINED REGULAR, ELDERLY &amp; DISABLED 2000</b> | <b>COMBINED REGULAR, ELDERLY &amp; DISABLED 2001</b> | <b>COMBINED REGULAR, ELDERLY &amp; DISABLED 2002</b> | <b>COMBINED REGULAR, ELDERLY &amp; DISABLED 2003</b> |
|---------------------------------|--|--|--|--|
| Aberdeen                        | \$118,750.00   | \$109,933.93   | \$110,604.00   | \$110,078.46   |
| Amory                           | 138,200.00   | 128,543.87   | 126,767.00   | 128,614.66   |
| Baldwyn                         | 67,200.00  | 62,494.32  | 64,706.00  | 64,275.62  |
| Bay St Louis                    | 238,650.00   | 226,698.14   | 229,146.00   | 240,388.52   |
| Biloxi                          | 368,893.00   | 344,340.59   | 344,410.51   | 349,005.09   |
| Booneville                      | 80,596.46  | 74,632.42  | 74,664.43  | 72,389.17  |
| Brookhaven                      | 249,355.44   | 232,858.82   | 232,872.72   | 235,979.88   |
| Canton                          | 159,700.00   | 150,873.40   | 148,779.01   | 153,504.68   |
| Clarksdale                      | 222,142.36   | 204,385.08   | 200,802.30   | 198,080.20   |
| Clinton                         | 334,600.00   | 316,124.29   | 323,121.00   | 329,180.03   |
| Columbia                        | 124,100.00   | 114,559.76   | 112,679.00   | 116,913.71   |
| Columbus                        | 401,333.34   | 373,362.65   | 370,702.24   | 370,356.55   |
| Corinth                         | 178,884.78   | 164,785.53   | 164,877.94   | 166,021.11   |
| Drew                            | 43,463.61  | 40,666.39  | 40,474.22  | 39,395.20  |
| Durant                          | 30,600.00  | 27,998.75  | 27,857.00  | 27,785.42  |
| Forest                          | 99,531.45  | 92,344.02  | 91,726.76  | 92,858.04  |
| Greenville                      | 440,717.72   | 403,804.42   | 400,364.30   | 398,062.40   |
| Greenwood                       | 223,695.64   | 209,094.68   | 207,229.80   | 207,732.18   |
| Grenada                         | 259,250.00   | 241,863.16   | 241,261.00   | 247,665.72   |
| Gulfport                        | 506,833.91   | 470,427.31   | 466,008.15   | 468,300.31   |
| Hattiesburg                     | 376,224.24   | 342,369.01   | 337,067.47   | 331,377.63   |
| Hazlehurst                      | 126,350.00   | 117,017.90   | 118,199.00   | 118,279.61   |
| Holly Springs                   | 117,100.00   | 110,465.23   | 112,097.00   | 113,763.71   |
| Houston                         | 130,000.00   | 119,309.13   | 118,873.00   | 122,333.82   |
| Indianola                       | 123,550.00   | 115,965.36   | 116,656.00   | 116,653.74   |
| Jackson                         | 2,871,053.22   | 2,644,584.83   | 2,636,492.33   | 2,646,899.00   |
| Kosciusko                       | 147,600.00   | 137,502.52   | 137,624.00   | 138,253.16   |
| Laurel                          | 249,258.60   | 229,396.02   | 225,342.01   | 224,646.75   |
| Long Beach                      | 265,136.14   | 247,362.06   | 247,377.07   | 250,677.51   |
| Louisville                      | 267,550.00   | 247,706.68   | 245,221.00   | 248,242.35   |
| McComb                          | 244,340.25   | 227,612.86   | 224,349.56   | 225,270.15   |
| Meridian                        | 593,463.48   | 545,930.10   | 538,813.56   | 540,591.50   |
| Moss Point                      | 402,071.03   | 371,571.07   | 370,018.14   | 369,236.52   |
| New Albany                      | 127,050.00   | 118,651.75   | 117,102.00   | 118,246.66   |
| Ocean Springs                   | 312,850.00   | 301,445.27   | 309,980.00   | 323,719.88   |
| Okolona                         | 66,900.00  | 62,181.09  | 63,179.00  | 63,747.08  |
| Oxford                          | 239,850.52   | 223,982.72   | 223,996.26   | 226,984.81   |
| Pascagoula                      | 547,596.31   | 511,322.26   | 511,353.15   | 514,884.84   |
| Pass Christian                  | 150,950.00   | 145,489.81   | 150,519.00   | 155,734.94   |
| Pearl                           | 274,229.40   | 255,760.35   | 254,581.77   | 258,163.01   |
| Petal                           | 215,450.00   | 201,450.92   | 204,766.00   | 205,983.18   |
| Philadelphia                    | 84,750.00  | 79,517.11  | 78,732.00  | 79,083.47  |
| Picayune                        | 253,900.00   | 239,373.09   | 233,167.28   | 250,277.02   |
| Pontotoc                        | 142,850.00   | 135,474.15   | 136,343.00   | 139,918.29   |
| Richton                         | 45,400.00  | 42,727.01  | 44,371.00  | 43,957.44  |
| Senatobia                       | 87,000.00  | 83,069.02  | 85,336.00  | 87,637.29  |
| Starkville                      | 251,532.45   | 234,751.73   | 234,766.07   | 237,898.16   |
| Tupelo                          | 433,950.00   | 408,711.51   | 413,703.00   | 423,858.89   |
| West Point                      | 241,884.58   | 200,506.77   | 198,238.00   | 200,047.75   |
| Winona                          | 75,433.53  | 68,743.34  | 67,299.89  | 68,270.11  |
| Yazoo City                      | 112,669.14   | 103,487.37   | 101,745.14   | 100,361.31   |
| <b>TOTAL</b>                    | <b>\$13,864,440.60</b>                               | <b>\$12,863,229.57</b>                               | <b>\$12,836,362.08</b>                               | <b>\$12,961,586.53</b>                               |

**HOMESTEAD EXEMPTION  
ACTUAL TAX LOSS  
COMBINED COUNTY AND MUNICIPAL SEPARATE SCHOOL DISTRICTS**

Reported by Calendar Year

| COUNTY          | REGULAR                | ELDERLY & DISABLED      | REGULAR                | ELDERLY & DISABLED      |
|-----------------|------------------------|-------------------------|------------------------|-------------------------|
|                 | 2002                   | 2002                    | 2003                   | 2003                    |
| Adams           | \$892,216.00           | \$1,511,977.28          | \$916,470.00           | \$1,596,824.27          |
| Alcorn          | 1,095,495.00           | 1,591,086.77            | 1,085,583.00           | 1,748,487.74            |
| Amite           | 413,266.00             | 391,312.19              | 419,500.00             | 428,966.47              |
| Attala          | 562,956.00             | 1,083,608.45            | 563,298.00             | 1,112,814.48            |
| Benton          | 219,054.00             | 487,515.31              | 220,386.00             | 482,109.72              |
| Bolivar         | 855,468.00             | 1,306,770.92            | 872,464.00             | 1,346,822.82            |
| Calhoun         | 418,566.00             | 809,757.09              | 413,172.00             | 811,710.34              |
| Carroll         | 375,384.00             | 445,833.41              | 385,482.00             | 463,837.20              |
| Chickasaw       | 470,953.00             | 875,751.18              | 468,377.00             | 872,231.04              |
| Choctaw         | 292,290.00             | 373,483.00              | 294,864.00             | 395,916.66              |
| Claiborne       | 222,691.00             | 220,793.68              | 217,830.00             | 212,637.44              |
| Clarke          | 502,421.00             | 745,475.00              | 506,404.00             | 744,532.48              |
| Clay            | 635,766.00             | 924,942.00              | 638,016.00             | 990,511.19              |
| Coahoma         | 587,510.00             | 840,040.80              | 583,254.00             | 852,560.05              |
| Copiah          | 818,519.00             | 1,190,710.70            | 829,245.00             | 1,172,943.77            |
| Covington       | 580,515.00             | 571,152.18              | 585,196.00             | 576,289.47              |
| DeSoto          | 5,355,282.00           | 3,484,277.92            | 6,809,394.00           | 4,494,389.84            |
| Forrest         | 1,948,173.00           | 3,295,631.94            | 1,934,478.00           | 3,365,884.95            |
| Franklin        | 228,412.00             | 383,001.00              | 229,527.00             | 404,949.00              |
| George          | 657,111.00             | 1,049,746.00            | 677,211.00             | 1,098,284.00            |
| Greene          | 369,786.00             | 573,599.00              | 370,032.00             | 607,009.51              |
| Grenada         | 696,912.00             | 868,939.36              | 697,290.00             | 903,207.00              |
| Hancock         | 1,857,774.00           | 2,733,038.70            | 1,897,458.00           | 1,907,825.88            |
| Harrison        | 6,285,605.00           | 6,979,879.62            | 6,398,326.00           | 7,341,973.84            |
| Hinds           | 8,007,810.00           | 8,459,651.45            | 8,041,560.00           | 8,651,168.98            |
| Holmes          | 325,476.00             | 730,572.00              | 333,696.00             | 732,906.27              |
| Humphreys       | 200,148.00             | 374,118.49              | 128,862.00             | 418,950.64              |
| Issaquena       | 36,528.00              | 38,200.88               | 33,618.00              | 40,423.86               |
| Itawamba        | 659,169.00             | 939,169.45              | 686,057.00             | 1,117,866.66            |
| Jackson         | 5,216,224.00           | 6,518,949.00            | 5,281,832.00           | 6,752,539.82            |
| Jasper          | 486,695.00             | 699,200.00              | 488,952.00             | 726,444.29              |
| Jefferson       | 176,359.00             | 442,233.65              | 180,424.00             | 449,629.82              |
| Jefferson Davis | 362,806.00             | 427,534.00              | 379,021.00             | 479,615.80              |
| Jones           | 1,796,798.00           | 3,328,202.96            | 1,806,343.00           | 3,296,210.67            |
| Kemper          | 250,698.00             | 642,449.14              | 247,338.00             | 657,234.18              |
| LaFayette       | 1,250,782.00           | 1,161,030.82            | 1,833,022.00           | 979,371.69              |
| Lamar           | 1,723,012.00           | 2,056,937.37            | 1,830,720.00           | 2,198,526.00            |
| Lauderdale      | 2,479,455.00           | 3,403,904.38            | 2,494,687.00           | 3,471,680.05            |
| Lawrence        | 425,763.00             | 698,236.03              | 417,735.00             | 732,020.72              |
| Leake           | 576,000.00             | 1,003,407.03            | 582,972.00             | 1,045,394.66            |
| Lee             | 3,119,787.00           | 2,662,668.69            | 3,170,692.00           | 2,917,084.38            |
| Leflore         | 719,070.00             | 1,186,919.67            | 711,450.00             | 1,200,304.88            |
| Lincoln         | 1,055,693.00           | 1,533,668.00            | 1,077,629.00           | 1,657,647.46            |
| Lowndes         | 2,114,909.00           | 2,183,507.55            | 2,101,871.00           | 2,235,326.59            |
| Madison         | 3,835,663.00           | 1,974,891.56            | 4,013,992.00           | 2,085,881.52            |
| Marion          | 677,064.00             | 1,307,562.08            | 686,358.00             | 1,590,479.61            |
| Marshall        | 1,031,864.00           | 1,764,787.00            | 1,066,425.00           | 1,652,760.36            |
| Monroe          | 1,271,681.00           | 1,661,098.19            | 1,248,658.00           | 1,675,890.70            |
| Montgomery      | 292,200.00             | 656,369.87              | 299,484.00             | 676,969.53              |
| Neshoba         | 760,427.00             | 1,201,846.45            | 771,314.00             | 1,222,960.00            |
| Newton          | 594,132.00             | 883,350.83              | 600,299.00             | 1,140,107.00            |
| Noxubee         | 237,288.00             | 386,796.35              | 240,298.00             | 602,983.56              |
| Oktibbeha       | 1,213,090.00           | 1,303,306.02            | 1,214,900.00           | 1,360,639.61            |
| Panola          | 829,242.00             | 1,380,620.00            | 846,822.00             | 1,433,273.44            |
| Pearl River     | 1,636,681.00           | 1,935,141.02            | 1,713,029.00           | 2,056,213.17            |
| Perry           | 347,496.00             | 446,300.00              | 347,526.00             | 455,869.57              |
| Pike            | 955,738.00             | 1,837,487.41            | 971,079.00             | 1,903,642.01            |
| Pontotoc        | 803,339.00             | 1,429,261.62            | 982,212.00             | 1,205,246.00            |
| Prentiss        | 751,105.00             | 1,349,124.94            | 741,223.00             | 1,345,593.80            |
| Quitman         | 150,930.00             | 352,031.00              | 154,428.00             | 369,377.30              |
| Rankin          | 5,677,666.00           | 3,894,659.00            | 5,890,196.00           | 4,208,740.99            |
| Scott           | 673,325.00             | 953,947.72              | 675,253.00             | 1,004,679.25            |
| Sharkey         | 101,311.00             | 152,160.78              | 105,022.00             | 178,229.17              |
| Simpson         | 784,983.00             | 938,009.89              | 791,167.00             | 938,675.82              |
| Smith           | 489,442.00             | 721,741.00              | 489,998.00             | 762,349.34              |
| Stone           | 431,901.00             | 673,998.69              | 440,415.00             | 700,855.62              |
| Sunflower       | 590,562.00             | 824,211.70              | 580,452.00             | 842,318.41              |
| Tallahatchie    | 252,438.00             | 517,559.00              | 249,414.00             | 475,274.96              |
| Tate            | 970,038.00             | 1,204,377.75            | 993,636.00             | 1,116,434.16            |
| Tippah          | 621,612.00             | 0.00                    | 622,914.00             | 720,023.09              |
| Tishomingo      | 666,086.00             | 598,254.00              | 660,991.00             | 626,813.36              |
| Tunica          | 142,560.00             | 75,330.96               | 151,164.00             | 73,843.31               |
| Union           | 650,850.00             | 1,046,703.40            | 833,250.00             | 1,228,053.29            |
| Walthall        | 407,659.00             | 716,136.00              | 408,980.00             | 802,513.00              |
| Warren          | 1,822,283.00           | 1,487,005.13            | 1,845,072.00           | 1,544,487.00            |
| Washington      | 1,351,608.00           | 1,847,170.00            | 1,333,997.00           | 1,964,246.62            |
| Wayne           | 563,492.00             | 837,346.00              | 561,643.00             | 837,331.31              |
| Webster         | 347,868.00             | 546,443.41              | 342,150.00             | 572,772.98              |
| Wilkinson       | 205,778.00             | 299,111.00              | 200,655.00             | 279,308.00              |
| Winston         | 601,212.00             | 870,694.94              | 597,432.00             | 901,164.24              |
| Yalobusha       | 313,620.00             | 864,813.00              | 314,622.00             | 885,556.79              |
| Yazoo           | 580,443.00             | 961,111.29              | 579,412.00             | 1,015,464.42            |
| <b>TOTAL</b>    | <b>\$90,959,984.00</b> | <b>\$111,129,643.06</b> | <b>\$94,407,620.00</b> | <b>\$116,150,088.89</b> |

**HOMESTEAD EXEMPTION  
MUNICIPAL TAX LOSS  
CALENDAR YEAR 2003**

|                  |              |                    |             |
|------------------|--------------|--------------------|-------------|
| <b>ADAMS</b>     |              | <b>CHOCTAW</b>     |             |
| Natchez          | \$304,677.76 | Ackerman           | \$53,843.80 |
| <b>ALCORN</b>    |              | French Camp        | 0.00        |
| Corinth          | 268,170.43   | Weir               | 5,211.91    |
| Farmington       | 17,689.41    | <b>CLAIBORNE</b>   |             |
| Rienzi           | 7,544.22     | Port Gibson        | 13,468.63   |
| <b>AMITE</b>     |              | <b>CLARKE</b>      |             |
| Crosby           | 3,240.97     | Enterprise         | 12,735.89   |
| Gloster          | 16,075.16    | Pachuta            | 4,211.65    |
| Liberty          | 8,714.84     | Quitman            | 42,668.07   |
| <b>ATTALA</b>    |              | Shubuta            | 10,993.66   |
| Ethel            | 5,239.86     | Stonewall          | 14,179.89   |
| Kosciusko        | 108,909.46   | <b>CLAY</b>        |             |
| McCool           | 1,019.36     | West Point         | 216,011.33  |
| Sallis           | 857.02       | <b>COAHOMA</b>     |             |
| <b>BENTON</b>    |              | Clarksdale         | 402,275.21  |
| Ashland          | 9,155.71     | Coahoma            | 1,488.70    |
| Hickory Flat     | 4,662.49     | Friars Point       | 19,318.70   |
| Snowlake Shores  | 6,751.69     | Jonestown          | 16,560.80   |
| <b>BOLIVAR</b>   |              | Lula               | 3,300.09    |
| Alligator        | 617.75       | Lyon               | 9,030.39    |
| Benoit           | 3,739.90     | <b>COPIAH</b>      |             |
| Beulah           | 3,340.69     | Beauregard         | 933.92      |
| Boyle            | 5,159.14     | Crystal Springs    | 94,467.18   |
| Cleveland        | 175,445.34   | Gallman            | 0.00        |
| Duncan           | 4,559.96     | Georgetown         | 3,801.79    |
| Gunnison         | 8,892.71     | Hazlehurst         | 71,516.16   |
| Merigold         | 21,478.94    | Wesson             | 15,070.31   |
| Mound Bayou      | 33,436.42    | <b>COVINGTON</b>   |             |
| Pace             | 12,557.60    | Collins            | 18,434.24   |
| Renova           | 6,430.85     | Mount Olive        | 14,239.10   |
| Rosedale         | 50,625.96    | Seminary           | 4,091.65    |
| Shaw             | 42,535.26    | <b>DESOTO</b>      |             |
| Shelby           | 46,201.75    | Hernando           | 104,929.88  |
| Winstonville     | 9,699.22     | Horn Lake          | 166,381.38  |
| <b>CALHOUN</b>   |              | Olive Branch       | 333,057.82  |
| Big Creek        | 1,250.90     | Southaven          | 548,540.52  |
| Bruce            | 25,039.71    | Village of Memphis | 2,039.37    |
| Calhoun City     | 33,384.93    | <b>FORREST</b>     |             |
| Derma            | 13,115.13    | Hattiesburg        | 711,392.51  |
| Pittsboro        | 1,366.70     | Petal              | 147,735.91  |
| Slate Springs    | 653.80       | <b>FRANKLIN</b>    |             |
| Vardaman         | 20,560.81    | Bude               | 14,357.66   |
| <b>CARROLL</b>   |              | Meadville          | 6,684.79    |
| Carrollton       | 5,067.86     | Roxie              | 3,596.99    |
| North Carrollton | 5,650.33     | <b>GEORGE</b>      |             |
| Vaiden           | 10,899.64    | Lucedale           | 19,727.94   |
| <b>CHICKASAW</b> |              |                    |             |
| Houlka           | 7,192.66     |                    |             |
| Houston          | 71,334.72    |                    |             |
| Okolona          | 41,971.95    |                    |             |
| Woodland         | 0.00         |                    |             |

**HOMESTEAD EXEMPTION  
MUNICIPAL TAX LOSS  
CALENDAR YEAR 2003**

**GREENE**

Leakesville \$13,987.93  
McLain 5,642.98  
State Line 5,123.79

**GRENADA**

Grenada 240,262.18

**HANCOCK**

Bay St. Louis 103,000.64  
Waveland 112,710.55

**HARRISON**

Biloxi 608,514.87  
D.Iberville 76,180.82  
Gulfport 1,079,692.92  
Long Beach 457,874.69  
Pass Christian 260,948.96

**HINDS**

Bolton 4,972.28  
Clinton 376,204.21  
Edwards 9,941.02  
Jackson 2,931,226.93  
Learned 853.58  
Raymond 9,939.72  
Terry 7,859.44  
Utica 5,355.27

**HOLMES**

Cruger 1,418.38  
Durant 33,669.65  
Goodman 5,276.16  
Lexington 30,117.90  
Pickens 8,134.02  
Tchula 12,565.28  
West 2,823.52

**HUMPHREYS**

Belzoni 67,723.39  
Isola 11,431.54  
Louise 3,159.99  
Silver City 1,973.07

**ISSAQUENA**

Mayersville 3,026.16

**ITAWAMBA**

Fulton 57,771.17  
Mantachie 0.00

**JACKSON**

Gautier 177,981.46  
Moss Point 308,451.47  
Ocean Springs 225,771.23  
Pascagoula 458,094.85

**JASPER**

Bay Springs \$21,441.34  
Heidelberg 3,745.90  
Louin 1,311.67  
Montrose 510.77

**JEFFERSON**

Fayette 21,457.13

**JEFFERSON DAVIS**

Bassfield 1,512.40  
Prentiss 27,805.84

**JONES**

Ellisville 59,517.71  
Laurel 306,894.70  
Sandersville 12,765.35  
Soso 0.00

**KEMPER**

DeKalb 19,668.23  
Scooba 5,217.10

**LAFAYETTE**

Abbeville 1,349.52  
Oxford 120,762.95  
Taylor 1,174.79

**LAMAR**

Lumberton 33,220.57  
Purvis 48,767.18  
Sumrall 10,180.18

**LAUDERDALE**

Marion 10,939.58  
Meridian 863,260.41

**LAWRENCE**

Monticello 41,273.36  
New Hebron 6,532.42  
Silver Creek 2,210.04

**LEAKE**

Carthage 39,567.08  
Lena 1,085.84  
Walnut Grove 2,917.58

**LEE**

Baldwyn 50,337.40  
Guntown 11,735.33  
Nettleton 34,629.88  
Plantersville 5,689.78  
Salttillo 28,211.85  
Shannon 9,950.21  
Tupelo 407,218.08  
Verona 31,603.25

**HOMESTEAD EXEMPTION  
MUNICIPAL TAX LOSS  
CALENDAR YEAR 2003**

**LEFLORE**

|             |              |
|-------------|--------------|
| Greenwood   | \$308,850.16 |
| Itta Bena   | 28,349.68    |
| Morgan City | 0.00         |
| Schlater    | 0.00         |
| Sidon       | 0.00         |

**LINCOLN**

|            |            |
|------------|------------|
| Brookhaven | 159,939.27 |
|------------|------------|

**LOWNDES**

|           |            |
|-----------|------------|
| Artesia   | 3,177.28   |
| Caledonia | 2,901.64   |
| Columbus  | 338,090.08 |
| Crawford  | 981.19     |

**MADISON**

|           |            |
|-----------|------------|
| Canton    | 245,933.52 |
| Flora     | 19,987.75  |
| Madison   | 179,802.26 |
| Ridgeland | 92,824.39  |

**MARION**

|          |           |
|----------|-----------|
| Columbia | 79,493.10 |
|----------|-----------|

**MARSHALL**

|               |           |
|---------------|-----------|
| Byhalia       | 11,454.31 |
| Holly Springs | 62,958.94 |
| Potts Camp    | 7,506.33  |

**MONROE**

|            |            |
|------------|------------|
| Aberdeen   | 174,961.26 |
| Amory      | 164,216.01 |
| Gattman    | 550.92     |
| Hatley     | 9,596.58   |
| Smithville | 20,722.16  |

**MONTGOMERY**

|            |           |
|------------|-----------|
| Duck Hill  | 16,429.26 |
| Kilmichael | 16,965.59 |
| Winona     | 88,210.98 |

**NESHOBA**

|              |           |
|--------------|-----------|
| Philadelphia | 34,721.13 |
|--------------|-----------|

**NEWTON**

|         |           |
|---------|-----------|
| Chunky  | 2,285.55  |
| Decatur | 14,968.21 |
| Hickory | 3,462.46  |
| Newton  | 57,845.02 |
| Union   | 26,907.36 |

**NOXUBEE**

|             |           |
|-------------|-----------|
| Brooksville | 28,072.32 |
| Macon       | 71,627.10 |
| Shuqulak    | 10,193.61 |

**OKTIBBEHA**

|            |             |
|------------|-------------|
| Maben      | \$13,298.34 |
| Starkville | 114,994.93  |
| Sturgis    | 6,760.78    |

**PANOLA**

|            |           |
|------------|-----------|
| Batesville | 95,301.43 |
| Como       | 25,380.97 |
| Courtland  | 1,712.48  |
| Crenshaw   | 6,606.98  |
| Pope       | 1,182.04  |
| Sardis     | 37,342.85 |

**PEARL RIVER**

|             |            |
|-------------|------------|
| Picayune    | 134,482.14 |
| Poplarville | 62,205.07  |

**PERRY**

|             |           |
|-------------|-----------|
| Beaumont    | 4,375.15  |
| New Augusta | 6,065.02  |
| Richton     | 15,770.46 |

**PIKE**

|          |            |
|----------|------------|
| Magnolia | 28,137.66  |
| McComb   | 190,497.13 |
| Osyka    | 6,924.75   |
| Summit   | 26,939.44  |

**PONTOTOC**

|           |           |
|-----------|-----------|
| Ecru      | 11,091.44 |
| Pontotoc  | 7,086.94  |
| Sherman   | 0.00      |
| Toccopola | 0.00      |

**PRENTISS**

|            |            |
|------------|------------|
| Booneville | 147,303.05 |
| Jumpertown | 3,009.17   |
| Marietta   | 1,690.55   |

**QUITMAN**

|         |           |
|---------|-----------|
| Crowder | 10,836.95 |
| Falcon  | 843.82    |
| Lambert | 33,211.36 |
| Marks   | 23,212.08 |
| Sledge  | 10,097.70 |

**RANKIN**

|             |            |
|-------------|------------|
| Brandon     | 198,330.05 |
| Florence    | 19,485.89  |
| Flowood     | 22,874.57  |
| Pearl       | 197,262.22 |
| Pelahatchie | 13,403.04  |
| Puckett     | 0.00       |
| Richland    | 44,417.30  |

**HOMESTEAD EXEMPTION  
MUNICIPAL TAX LOSS  
CALENDAR YEAR 2003**

|                     |             |  |                   |  |                               |
|---------------------|-------------|--|-------------------|--|-------------------------------|
| <b>SCOTT</b>        |             |  |                   |  |                               |
| Forest              | \$27,013.49 |  | <b>TUNICA</b>     |  |                               |
| Lake                | 3,367.26    |  | Tunica            |  | \$0.00                        |
| Morton              | 39,327.65   |  |                   |  |                               |
| Sebastopol          | 2,233.16    |  | <b>UNION</b>      |  |                               |
|                     |             |  | Blue Springs      |  | 545.46                        |
| <b>SHARKEY</b>      |             |  | Myrtle            |  | 9,723.39                      |
| Anguilla            | 11,287.59   |  | New Albany        |  | 32,236.81                     |
| Cary                | 4,117.84    |  |                   |  |                               |
| Rolling Fork        | 38,397.30   |  | <b>WALTHALL</b>   |  |                               |
|                     |             |  | Tylertown         |  | 43,414.44                     |
| <b>SIMPSON</b>      |             |  |                   |  |                               |
| Braxton             | 1,047.36    |  | <b>WARREN</b>     |  |                               |
| D'Lo                | 3,795.20    |  | Vicksburg         |  | 361,096.46                    |
| Magee               | 38,519.42   |  |                   |  |                               |
| Mendenhall          | 53,218.87   |  | <b>WASHINGTON</b> |  |                               |
|                     |             |  | Arcola            |  | 3,925.04                      |
| <b>SMITH</b>        |             |  | Greenville        |  | 615,520.14                    |
| Mize                | 4,359.88    |  | Hollandale        |  | 64,743.33                     |
| Polkville           | 0.00        |  | Leland            |  | 68,578.88                     |
| Raleigh             | 10,035.38   |  | Metcalf           |  | 4,727.06                      |
| Sylvarena           | 0.00        |  |                   |  |                               |
| Taylorsville        | 36,595.48   |  | <b>WAYNE</b>      |  |                               |
|                     |             |  | Waynesboro        |  | 62,823.86                     |
| <b>STONE</b>        |             |  |                   |  |                               |
| Wiggins             | 30,740.39   |  | <b>WEBSTER</b>    |  |                               |
|                     |             |  | Eupora            |  | 27,889.55                     |
| <b>SUNFLOWER</b>    |             |  | Mantee            |  | 0.00                          |
| Doddsville          | 3,445.35    |  | Mathiston         |  | 6,262.16                      |
| Drew                | 37,668.72   |  | Walthall          |  | 561.20                        |
| Indianola           | 200,759.88  |  |                   |  |                               |
| Inverness           | 29,708.51   |  | <b>WILKINSON</b>  |  |                               |
| Moorehead           | 35,972.06   |  | Centreville       |  | 12,440.49                     |
| Ruleville           | 78,710.96   |  | Woodville         |  | 9,145.94                      |
| Sunflower           | 20,034.87   |  |                   |  |                               |
|                     |             |  | <b>WINSTON</b>    |  |                               |
| <b>TALLAHATCHIE</b> |             |  | Louisville        |  | 52,551.72                     |
| Charleston          | 42,308.54   |  | Noxapater         |  | 6,819.44                      |
| Glendora            | 460.51      |  |                   |  |                               |
| Sumner              | 10,408.29   |  | <b>YALOBUSHA</b>  |  |                               |
| Tutwiler            | 16,500.02   |  | Coffeeville       |  | 19,227.17                     |
| Webb                | 10,343.64   |  | Oakland           |  | 4,313.17                      |
|                     |             |  | Tillatoba         |  | 0.00                          |
| <b>TATE</b>         |             |  | Water Valley      |  | 62,279.29                     |
| Coldwater           | 20,442.81   |  |                   |  |                               |
| Senatobia           | 33,919.60   |  | <b>YAZOO</b>      |  |                               |
|                     |             |  | Bentonia          |  | 2,435.87                      |
| <b>TIPPAH</b>       |             |  | Eden              |  | 0.00                          |
| Blue Mountain       | 7,939.52    |  | Satartia          |  | 0.00                          |
| Falkner             | 0.00        |  | Yazoo City        |  | 258,165.57                    |
| Ripley              | 24,372.31   |  |                   |  |                               |
| Walnut              | 1,969.44    |  | <b>TOTAL</b>      |  | <b><u>\$20,969,494.39</u></b> |
|                     |             |  |                   |  |                               |
| <b>TISHOMINGO</b>   |             |  |                   |  |                               |
| Belmont             | 14,412.34   |  |                   |  |                               |
| Burnsville          | 7,972.56    |  |                   |  |                               |
| Golden              | 1,923.01    |  |                   |  |                               |
| Iuka                | 28,906.98   |  |                   |  |                               |
| Paden               | 643.15      |  |                   |  |                               |
| Tishomingo          | 5,705.15    |  |                   |  |                               |



**OFFICE  
OF  
ALCOHOLIC  
BEVERAGE  
CONTROL**



**OFFICE OF ALCOHOLIC BEVERAGE CONTROL  
COLLECTIONS AND TRANSFERS OF REVENUE  
FOR FISCAL YEAR ENDING JUNE 30, 2004 WITH COMPARATIVE FIGURES FOR 2003**

|                           |
|---------------------------|
| <b><i>COLLECTIONS</i></b> |
|---------------------------|

|                          | <u>2004</u>         | <u>2003</u>         |
|--------------------------|---------------------|---------------------|
| Net Proceeds from Sales  | \$36,073,189        | \$35,012,545        |
| Excise Tax               | 9,596,379           | 9,330,042           |
| Permit Filing Fees       | 50,170              | 47,180              |
| Permit License Fees      | 4,529,930           | 4,279,025           |
| Alcohol Abuse Tax        | 4,521,670           | 4,308,763           |
| Sales Tax                | 14,420,033          | 13,762,978          |
| Interest Earned          | 48                  | 3                   |
| <b>TOTAL COLLECTIONS</b> | <b>\$69,191,419</b> | <b>\$66,740,536</b> |

|                          |
|--------------------------|
| <b><i>TRANSFERS*</i></b> |
|--------------------------|

|   | <u>2004</u>         | <u>2003</u>         |
|---|---------------------|---------------------|
| To General Fund:                                      |                     |                     |
| Profit  | \$35,683,438        | \$34,790,573        |
| Excise Tax  | 9,526,056           | 9,229,103           |
| Permit Fees   | 2,346,625           | 2,241,060           |
| Other Interest  | 49                  | 0                   |
| Total to General Fund                                 | \$47,556,168        | \$46,260,736        |
| <br>  |                     |                     |
| To Cities and Counties<br>(Permit License Fees)       | \$2,174,865         | \$2,054,130         |
| To Department of Mental Health<br>(Alcohol Abuse Tax) | 4,486,892           | 4,260,232           |
| To Sales Tax  | 14,307,167          | 13,604,475          |
| <b>TOTAL TRANSFERS</b>                                | <b>\$68,525,092</b> | <b>\$66,179,573</b> |

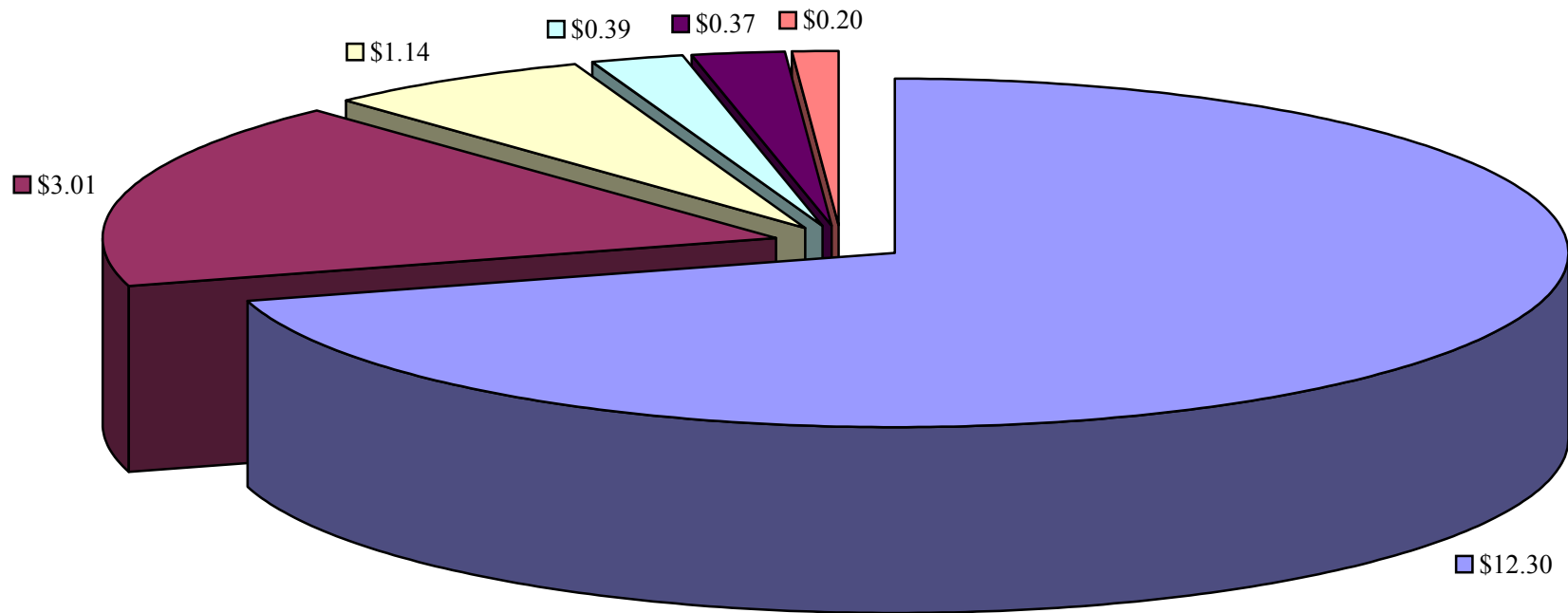
\*Collections are transferred the following month. June 2003 collections were transferred in FY 2004. June, 2004 collections were transferred in FY 2005.

**OFFICE OF ALCOHOLIC BEVERAGE CONTROL  
 REVOLVING FUND STATEMENT OF OPERATIONS  
 FOR FISCAL YEAR ENDING JUNE 30, 2004 WITH COMPARATIVE FIGURES FOR 2003**

|                                    | <u>2004</u>                           | <u>2003</u>                           |
|------------------------------------|---------------------------------------|---------------------------------------|
| SALES - ALCOHOLIC BEVERAGES        | \$193,518,058                         | \$184,321,626                         |
| <b>COST OF GOODS SOLD:</b>         |                                       |                                       |
| Beginning Inventory                | 1,100,342                             | 1,190,766                             |
| Purchases                          | 151,187,402                           | 143,790,279                           |
| Freight In                         | 71,540                                | 24,456                                |
| Cost of Goods Available for Sale   | <u>152,359,284</u>                    | <u>145,005,501</u>                    |
| Less: Ending Inventory             | <u>1,167,040</u>                      | <u>1,100,342</u>                      |
| Cost of Goods Sold                 | <u>151,192,244</u>                    | <u>143,905,159</u>                    |
| <br>GROSS PROFIT FROM SALES        | <br>42,325,814                        | <br>40,416,467                        |
| <br><b>LESS EXPENDITURES:</b>      |                                       |                                       |
| Freight Out                        | <u>6,258,107</u>                      | <u>5,425,489</u>                      |
| <br>NET PROFIT FROM SALES          | <br>36,067,706                        | <br>34,990,978                        |
| <br><b>NON-OPERATING INCOME</b>    |                                       |                                       |
| Miscellaneous                      | 2,033                                 | 3,367                                 |
| Refund of Prior Year Warrant       | 0                                     | 0                                     |
| Permit Fines                       | <u>3,450</u>                          | <u>18,200</u>                         |
| Total Non-operating Income         | <u>5,483</u>                          | <u>21,567</u>                         |
| <br><b>NET PROFIT FOR THE YEAR</b> | <br><b><u><u>\$36,073,189</u></u></b> | <br><b><u><u>\$35,012,545</u></u></b> |

# FISCAL YEAR 2004 AVERAGE COST BREAKDOWN

For a 750 ml Bottle of Distilled Spirits Listed by the  
Alcoholic Beverage Control



**Total Cost \$ 17.41**

|                           |                  |                          |                        |                            |                          |
|---------------------------|------------------|--------------------------|------------------------|----------------------------|--------------------------|
| ■ Distillers Cost \$12.30 | ■ Mark Up \$3.01 | ■ State Sales Tax \$1.14 | ■ MS Excise Tax \$0.39 | ■ Alcohol Abuse Tax \$0.37 | ■ Freight Charges \$0.20 |
|---------------------------|------------------|--------------------------|------------------------|----------------------------|--------------------------|

**OFFICE OF ALCOHOLIC BEVERAGE CONTROL  
WET - DRY COUNTIES**

**WET (44)**

ADAMS  
AMITE  
BOLIVAR  
CARROLL  
CLAIBORNE  
CLAY  
COAHOMA  
COPIAH  
DESOTO  
FORREST  
GRENADA  
HANCOCK  
HARRISON  
HOLMES  
HUMPHREYS  
ISSAQUENA  
JACKSON  
JEFFERSON  
JEFFERSON DAVIS  
KEMPER  
LAFAYETTE  
LAUDERDALE  
LEE  
LEFLORE  
LOWNDES  
MADISON  
MARION  
MARSHALL  
MONTGOMERY  
NOXUBEE  
OKTIBBEHA  
PANOLA  
PERRY  
PIKE  
QUITMAN  
SHARKEY  
SUNFLOWER  
TALLAHATCHIE  
TUNICA  
WARREN  
WASHINGTON  
WILKINSON  
YALOBUSHA  
YAZOO

**DRY (26)**

ALCORN  
ATTALA  
BENTON  
CALHOUN  
CHOCTAW  
CLARKE  
FRANKLIN  
GEORGE  
GREENE  
\* LAMAR  
LEAKE  
LINCOLN  
\*\* MONROE  
\*\*\* NESHOPA  
NEWTON  
PEARL RIVER  
PONTOTOC  
PRENTISS  
RANKIN  
SCOTT  
SIMPSON  
SMITH  
TATE  
TISHOMINGO  
WAYNE  
WEBSTER

**NOT VOTED (8)**

COVINGTON  
ITAWAMBA  
LAWRENCE  
STONE  
TIPPAH  
UNION  
WALTHALL  
WINSTON

**COUNTIES WITH 2 JUDICIAL DISTRICTS**

**WET (4)**

CHICKASAW 2nd Judicial District  
HINDS 1st Judicial District  
JONES 2nd Judicial District  
JASPER 1st Judicial District

- \* Except for that portion of the county which was annexed by the City of Hattiesburg.
- \*\* Except for the City of Aberdeen.
- \*\*\* Except for the Choctaw Indian Reservation (Silver Star Casino, Dancing Rabbit Golf Course, Golden Moon Casino and Hard Rock Café).

**OFFICE OF ALCOHOLIC BEVERAGE CONTROL  
38 YEAR COMPARISON OF REVENUE COLLECTIONS AND VOLUME SALES**

| FISCAL YEAR | NET PROCEEDS from SALES |                      |                      |                     | ALCOHOL ABUSE TAX   | WAREHOUSE SURCHARGE ** | PERMIT I.D. FEES *** | INTEREST EARNED  | TOTAL                  | VOLUME SALES (CASES) |
|-------------|-------------------------|----------------------|----------------------|---------------------|---------------------|------------------------|----------------------|------------------|------------------------|----------------------|
|             | EXCISE TAX              | SALES TAX *          | PERMIT FEES          |                     |                     |                        |                      |                  |                        |                      |
| 1967        | \$4,828,867             | \$4,087,917          | \$1,147,824          | \$1,181,755         |                     |                        |                      |                  | \$11,246,363           | 759,373              |
| 1968        | 5,567,423               | 4,830,794            | 1,417,298            | 1,130,530           |                     |                        |                      |                  | 12,946,045             | 898,832              |
| 1969        | 6,681,861               | 5,633,854            | 2,320,442            | 1,221,605           |                     |                        |                      |                  | 15,857,762             | 1,061,396            |
| 1970        | 7,520,372               | 6,191,212            | 2,620,758            | 1,218,174           |                     |                        |                      |                  | 17,550,516             | 1,191,768            |
| 1971        | 8,153,146               | 6,668,581            | 2,854,554            | 1,333,466           |                     |                        |                      |                  | 19,009,747             | 1,313,110            |
| 1972        | 9,267,250               | 7,347,164            | 3,193,897            | 1,464,780           |                     |                        |                      |                  | 21,273,091             | 1,534,748            |
| 1973        | 9,919,741               | 7,763,130            | 3,401,796            | 1,540,525           |                     |                        |                      |                  | 22,625,192             | 1,627,104            |
| 1974        | 10,423,278              | 7,954,870            | 3,505,894            | 1,526,625           |                     |                        |                      |                  | 23,410,667             | 1,640,151            |
| 1975        | 11,679,390              | 8,561,649            | 3,836,778            | 1,626,550           |                     |                        |                      |                  | 25,704,367             | 1,781,558            |
| 1976        | 12,160,826              | 9,134,882            | 4,153,929            | 1,742,350           |                     |                        |                      |                  | 27,191,987             | 1,955,566            |
| 1977        | 12,619,518              | 9,610,716            | 4,303,337            | 1,817,905           |                     |                        |                      |                  | 28,351,476             | 1,954,092            |
| 1978        | 13,479,476              | 9,826,062            | 4,758,703            | 1,936,290           | \$1,947,635         |                        |                      |                  | 31,948,166             | 2,059,957            |
| 1979        | 16,060,508              | 10,083,470           | 5,117,451            | 2,061,910           | 2,348,279           |                        |                      |                  | 35,671,618             | 2,104,817            |
| 1980        | 15,720,582              | 10,459,404           | 5,550,878            | 2,184,465           | 2,451,836           |                        |                      |                  | 36,367,165             | 2,185,019            |
| 1981        | 16,965,131              | 10,467,578           | 5,883,819            | 2,388,305           | 2,564,859           | \$177,378              |                      |                  | 38,447,070             | 2,188,206            |
| 1982        | 17,539,451              | 10,329,876           | 6,120,166            | 2,486,980           | 2,672,414           | 1,224,341              |                      |                  | 40,373,228             | 2,193,343            |
| 1983        | 17,712,639              | 10,226,646           | 6,194,795            | 2,557,675           | 2,704,710           | 1,239,211              |                      | \$11,074         | 40,646,750             | 2,184,785            |
| 1984        | 17,194,627              | 9,882,331            | 6,716,105            | 2,575,197           | 2,642,476           | 1,210,797              |                      | 58,887           | 40,280,420             | 2,125,978            |
| 1985        | 17,952,681              | 9,695,175            | 7,297,796            | 2,528,245           | 2,637,088           | 1,216,727              |                      | 53,089           | 41,380,801             | 2,113,954            |
| 1986        | 23,203,708              | 9,097,333            | 7,514,385            | 2,518,270           | 2,636,743           | 1,252,836              |                      | 54,316           | 46,277,591             | 2,015,335            |
| 1987        | 22,733,279              | 8,704,561            | 7,327,801            | 2,401,495           | 2,570,149           | 1,221,726              |                      | 21,660           | 44,980,671             | 1,935,543            |
| 1988        | 22,502,020              | 8,540,257            | 7,264,074            | 2,293,890           | 2,540,811           | 723,144                |                      | 31,807           | 43,896,003             | 1,864,543            |
| 1989        | 22,912,245              | 8,468,491            | 7,328,730            | 2,335,140           | 2,567,762           | **                     |                      | 29,250           | 43,641,618             | 1,855,216            |
| 1990        | 22,624,694              | 8,305,621            | 7,352,475            | 2,296,915           | 2,585,537           |                        |                      | 48,702           | 43,213,944             | 1,823,924            |
| 1991        | 23,143,192              | 8,252,943            | 7,580,569            | 2,304,200           | 2,693,982           |                        |                      | 35               | 43,974,921             | 1,797,456            |
| 1992        | 23,961,678              | 8,415,656            | 8,105,931            | 2,284,835           | 2,876,451           |                        |                      |                  | 45,644,551             | 1,840,891            |
| 1993        | 24,319,717              | 8,425,356            | 9,416,045            | 2,515,710           | 2,905,543           |                        |                      |                  | 47,582,371             | 1,813,367            |
| 1994        | 25,405,327              | 8,656,031            | 9,822,289            | 3,075,220           | 3,030,606           |                        |                      |                  | 49,989,473             | 1,846,528            |
| 1995        | 25,769,780              | 8,683,665            | 9,965,060            | 3,103,240           | 3,075,087           |                        | \$68,424             |                  | 50,665,256             | 1,859,154            |
| 1996        | 26,275,852              | 8,551,722            | 10,170,602           | 3,121,990           | 3,151,923           |                        | 33,469               |                  | 51,305,558             | 1,875,436            |
| 1997        | 28,047,282              | 8,693,618            | 10,736,535           | 3,290,370           | 3,342,457           |                        | 32,091               | 87               | 54,142,440             | 1,924,249            |
| 1998        | 29,146,204              | 8,740,911            | 11,177,977           | 3,443,800           | 3,485,748           |                        | 32,886               | 102              | 56,027,628             | 1,948,881            |
| 1999        | 30,766,800              | 8,885,494            | 11,754,810           | 3,786,555           | 3,676,579           |                        | 26,660               | 5                | 58,896,903             | 2,003,085            |
| 2000        | 30,899,501              | 9,053,704            | 12,342,673           | 3,996,505           | 3,884,495           |                        |                      | 1                | 60,176,879             | 2,056,408            |
| 2001        | 32,219,412              | 8,925,690            | 12,643,686           | 4,246,400           | 4,042,894           |                        |                      | 3                | 62,078,085             | 2,039,630            |
| 2002        | 33,495,664              | 9,052,179            | 13,178,532           | 4,272,785           | 4,038,797           |                        |                      | 88               | 64,038,045             | 2,099,398            |
| 2003        | 35,012,545              | 9,330,042            | 13,762,978           | 4,326,205           | 4,308,763           |                        |                      | 3                | 66,740,536             | 2,187,477            |
| 2004        | 36,073,189              | 9,596,379            | 14,420,033           | 4,580,100           | 4,521,670           |                        |                      | 48               | 69,191,419             | 2,267,301            |
|             | <u>\$749,958,856</u>    | <u>\$325,134,964</u> | <u>\$272,261,405</u> | <u>\$94,716,957</u> | <u>\$81,905,294</u> | <u>\$8,266,160</u>     | <u>\$193,530</u>     | <u>\$309,157</u> | <u>\$1,532,746,323</u> | <u>\$69,927,579</u>  |

36

\* Sales tax rate: 5% 1967 thru November, 1983; 6% December, 1983 thru May, 1992; 7% June, 1992 to present.

\*\* Warehouse Surcharge was repealed 2-1-88 when loan for construction of the Liquor Distribution Center was paid in full.

\*\*\* Due to an amendment to ABC Regulation 39, as of March 3, 1999 ABC no longer requires employee identification cards for employees of package and on-premise retailers and discontinued permittee I.D. fees respectively.

**OFFICE OF ALCOHOLIC BEVERAGE CONTROL  
SCHEDULE OF LOCAL GOVERNING AUTHORITIES  
SHARE OF PERMIT LICENSE FEES  
FISCAL YEAR ENDING JUNE 30, 2004**

**ADAMS COUNTY**

|         |                 |
|---------|-----------------|
| County  | \$225           |
| Natchez | 39,885          |
| Total   | <u>\$40,110</u> |

**AMITE COUNTY**

|         |                |
|---------|----------------|
| County  | \$0            |
| Gloster | 900            |
| Liberty | 900            |
| Total   | <u>\$1,800</u> |

**BOLIVAR COUNTY**

|             |                 |
|-------------|-----------------|
| County      | \$0             |
| Alligator   | 900             |
| Cleveland   | 10,125          |
| Mound Bayou | 1,800           |
| Rosedale    | 900             |
| Shelby      | 1,800           |
| Merigold    | 2,250           |
| Shaw        | 900             |
| Boyle       | 450             |
| Total       | <u>\$19,125</u> |

**CARROLL COUNTY**

|               |                |
|---------------|----------------|
| County        | \$0            |
| Carrollton    | 900            |
| N. Carrollton | 0              |
| Vaiden        | 1,800          |
| Total         | <u>\$2,700</u> |

**CHICKASAW COUNTY**

|         |                |
|---------|----------------|
| County  | \$225          |
| Okolona | 1,800          |
| Total   | <u>\$2,025</u> |

**CLAIBORNE COUNTY**

|             |                |
|-------------|----------------|
| County      | \$1,350        |
| Port Gibson | 1,800          |
| Total       | <u>\$3,150</u> |

**CLAY COUNTY**

|            |                 |
|------------|-----------------|
| County     | \$225           |
| West Point | 11,700          |
| Total      | <u>\$11,925</u> |

**COAHOMA COUNTY**

|              |                 |
|--------------|-----------------|
| County       | \$13,200        |
| Clarksdale   | 11,475          |
| Coahoma      | 0               |
| Friars Point | 900             |
| Jonestown    | 900             |
| Lula         | 900             |
| Total        | <u>\$27,375</u> |

**COPIAH COUNTY**

|                 |                |
|-----------------|----------------|
| County          | \$225          |
| Crystal Springs | 900            |
| Georgetown      | 900            |
| Hazlehurst      | 4,725          |
| Wesson          | 1,800          |
| Total           | <u>\$8,550</u> |

**DESOTO COUNTY**

|              |                 |
|--------------|-----------------|
| County       | \$3,600         |
| Hernando     | 7,200           |
| Olive Branch | 16,875          |
| Southaven    | 24,300          |
| Horn Lake    | 11,025          |
| Total        | <u>\$63,000</u> |

**FORREST COUNTY**

|             |                 |
|-------------|-----------------|
| County      | \$3,150         |
| Hattiesburg | 92,475          |
| Petal       | 2,475           |
| Total       | <u>\$98,100</u> |

**GRENADA COUNTY**

|         |                 |
|---------|-----------------|
| County  | \$1,125         |
| Grenada | 9,900           |
| Total   | <u>\$11,025</u> |

**OFFICE OF ALCOHOLIC BEVERAGE CONTROL  
SCHEDULE OF LOCAL GOVERNING AUTHORITIES  
SHARE OF PERMIT LICENSE FEES  
FISCAL YEAR ENDING JUNE 30, 2004**

**HANCOCK COUNTY**

|               |                 |
|---------------|-----------------|
| County        | \$15,075        |
| Bay St. Louis | 45,600          |
| Waveland      | 11,700          |
| Total         | <u>\$72,375</u> |

**HARRISON COUNTY**

|                |                  |
|----------------|------------------|
| County         | \$13,950         |
| Biloxi         | 369,375          |
| D'Iberville    | 5,175            |
| Gulfport       | 155,075          |
| Long Beach     | 13,500           |
| Pass Christian | 10,350           |
| Total          | <u>\$567,425</u> |

**HINDS COUNTY**

|         |                  |
|---------|------------------|
| County  | \$2,250          |
| Clinton | 12,075           |
| Jackson | 251,350          |
| Terry   | 1,800            |
| Total   | <u>\$267,475</u> |

**HOLMES COUNTY**

|           |                |
|-----------|----------------|
| County    | \$0            |
| Durant    | 1,800          |
| Goodman   | 900            |
| Lexington | 1,800          |
| Pickens   | 900            |
| Tchula    | 1,800          |
| West      | 1,575          |
| Total     | <u>\$8,775</u> |

**HUMPHREYS COUNTY**

|             |                |
|-------------|----------------|
| County      | \$0            |
| Belzoni     | 3,150          |
| Isola       | 900            |
| Louise      | 900            |
| Silver City | 450            |
| Total       | <u>\$5,400</u> |

**ISSAQUENA COUNTY**

|        |              |
|--------|--------------|
| County | 675          |
| Total  | <u>\$675</u> |

**JACKSON COUNTY**

|               |                 |
|---------------|-----------------|
| County        | \$13,500        |
| Gautier       | 13,300          |
| Moss Point    | 12,150          |
| Ocean Springs | 32,175          |
| Pascagoula    | 22,275          |
| Total         | <u>\$93,400</u> |

**JASPER COUNTY**

|            |                |
|------------|----------------|
| County     | \$900          |
| Heidelberg | 900            |
| Total      | <u>\$1,800</u> |

**JEFFERSON COUNTY**

|         |                |
|---------|----------------|
| County  | \$0            |
| Fayette | 1,800          |
| Total   | <u>\$1,800</u> |

**JEFFERSON DAVIS COUNTY**

|           |                |
|-----------|----------------|
| County    | \$0            |
| Bassfield | 1,800          |
| Prentiss  | 1,800          |
| Total     | <u>\$3,600</u> |

**JONES COUNTY**

|        |                 |
|--------|-----------------|
| County | \$1,575         |
| Laurel | 14,845          |
| Soso   | 1,800           |
| Total  | <u>\$18,220</u> |

**KEMPER COUNTY**

|        |                |
|--------|----------------|
| County | \$0            |
| Dekalb | 1,800          |
| Total  | <u>\$1,800</u> |

**LAFAYETTE COUNTY**

|        |                 |
|--------|-----------------|
| County | \$0             |
| Oxford | 78,150          |
| Total  | <u>\$78,150</u> |

**OFFICE OF ALCOHOLIC BEVERAGE CONTROL  
SCHEDULE OF LOCAL GOVERNING AUTHORITIES  
SHARE OF PERMIT LICENSE FEES  
FISCAL YEAR ENDING JUNE 30, 2004**

**LAUDERDALE COUNTY**

|          |          |
|----------|----------|
| County   | \$1,125  |
| Meridian | 42,000   |
| Total    | \$43,125 |

**LEE COUNTY**

|           |          |
|-----------|----------|
| County    | \$2,250  |
| Baldwyn   | 4,500    |
| Guntown   | 900      |
| Nettleton | 1,800    |
| Saltillo  | 1,800    |
| Shannon   | 1,800    |
| Tupelo    | 51,000   |
| Verona    | 1,800    |
| Total     | \$65,850 |

**LEFLORE COUNTY**

|           |          |
|-----------|----------|
| County    | \$1,125  |
| Greenwood | 21,150   |
| Itta Bena | 1,800    |
| Schlater  | 900      |
| Total     | \$24,975 |

**LOWNDES COUNTY**

|           |          |
|-----------|----------|
| County    | \$3,825  |
| Caledonia | 900      |
| Columbus  | 33,750   |
| Crawford  | 900      |
| Total     | \$39,375 |

**MADISON COUNTY**

|           |           |
|-----------|-----------|
| County    | \$13,050  |
| Canton    | 11,700    |
| Flora     | 1,800     |
| Madison   | 4,650     |
| Ridgeland | 82,500    |
| Total     | \$113,700 |

**MARION COUNTY**

|          |         |
|----------|---------|
| County   | \$0     |
| Columbia | 4,725   |
| Total    | \$4,725 |

**MARSHALL COUNTY**

|               |         |
|---------------|---------|
| County        | \$0     |
| Byhalia       | 900     |
| Holly Springs | 5,175   |
| Potts Camp    | 1,800   |
| Total         | \$7,875 |

**MONROE COUNTY**

|          |         |
|----------|---------|
| County   | \$0     |
| Aberdeen | 2,475   |
| Total    | \$2,475 |

**MONTGOMERY COUNTY**

|            |         |
|------------|---------|
| County     | \$0     |
| Kilmichael | \$900   |
| Winona     | 2,700   |
| Total      | \$3,600 |

**NOXUBEE COUNTY**

|             |         |
|-------------|---------|
| County      | \$900   |
| Brooksville | \$900   |
| Macon       | 1,800   |
| Total       | \$3,600 |

**NESHOBA COUNTY**

|        |     |
|--------|-----|
| County | \$0 |
| Total  | \$0 |

**OKTIBBEHA COUNTY**

|            |          |
|------------|----------|
| County     | \$1,350  |
| Maben      | 900      |
| Starkville | 40,050   |
| Sturgis    | 900      |
| Total      | \$43,200 |

**PANOLA COUNTY**

|            |          |
|------------|----------|
| County     | \$0      |
| Batesville | 7,425    |
| Como       | 2,925    |
| Crenshaw   | 900      |
| Sardis     | 2,475    |
| Total      | \$13,725 |



**OFFICE OF ALCOHOLIC BEVERAGE CONTROL  
SCHEDULE OF LOCAL GOVERNING AUTHORITIES  
SHARE OF PERMIT LICENSE FEES  
FISCAL YEAR ENDING JUNE 30, 2004**

**PERRY COUNTY**

|          |                |
|----------|----------------|
| County   | \$0            |
| Beaumont | 900            |
| Richton  | 900            |
| Total    | <u>\$1,800</u> |

**PIKE COUNTY**

|          |                 |
|----------|-----------------|
| County   | \$4,050         |
| McComb   | 12,375          |
| Magnolia | 900             |
| Summit   | 1,800           |
| Total    | <u>\$19,125</u> |

**QUITMAN COUNTY**

|         |                |
|---------|----------------|
| County  | \$0            |
| Lambert | 900            |
| Marks   | 2,250          |
| Total   | <u>\$3,150</u> |

**SHARKEY COUNTY**

|              |                |
|--------------|----------------|
| County       | \$0            |
| Anguilla     | 225            |
| Rolling Fork | 900            |
| Total        | <u>\$1,125</u> |

**SUNFLOWER COUNTY**

|           |                 |
|-----------|-----------------|
| County    | \$900           |
| Drew      | 1,800           |
| Indianola | 6,075           |
| Moorehead | 900             |
| Ruleville | 1,350           |
| Sunflower | 900             |
| Total     | <u>\$11,925</u> |

**TALLAHATCHIE COUNTY**

|            |                |
|------------|----------------|
| County     | \$675          |
| Charleston | 1,800          |
| Glendora   | 900            |
| Sumner     | 1,800          |
| Tutwiler   | 900            |
| Total      | <u>\$6,075</u> |

**TUNICA COUNTY**

|        |                  |
|--------|------------------|
| County | \$237,475        |
| Tunica | 3,375            |
| Total  | <u>\$240,850</u> |

**WARREN COUNTY**

|           |                 |
|-----------|-----------------|
| County    | \$225           |
| Vicksburg | 54,960          |
| Total     | <u>\$55,185</u> |

**WASHINGTON COUNTY**

|            |                 |
|------------|-----------------|
| County     | \$4,050         |
| Greenville | 34,875          |
| Hollandale | 1,800           |
| Leland     | 3,825           |
| Total      | <u>\$44,550</u> |

**WILKINSON COUNTY**

|             |                |
|-------------|----------------|
| County      | \$0            |
| Centreville | 900            |
| Woodville   | 1,800          |
| Total       | <u>\$2,700</u> |

**YALOBUSHA COUNTY**

|              |                |
|--------------|----------------|
| County       | \$225          |
| Coffeetown   | 1,800          |
| Water Valley | 2,475          |
| Total        | <u>\$4,500</u> |

**YAZOO COUNTY**

|            |                |
|------------|----------------|
| County     | \$225          |
| Yazoo City | 7,650          |
| Total      | <u>\$7,875</u> |

**TOTAL FOR COUNTIES** \$2,174,865

**OFFICE OF ALCOHOLIC BEVERAGE CONTROL  
SCHEDULE OF SALES AND COLLECTIONS BY COUNTY  
FISCAL YEAR ENDING JUNE 30, 2004**

| <b>COUNTY</b>                       | <b>ACTIVE PERMITS</b> | <b>RETAIL COST</b>   | <b>7% STATE SALES TAX</b> | <b>SALES</b>         | <b>STATE EXCISE TAX</b> | <b>ALCOHOL ABUSE TAX</b> | <b>TOTAL SALES &amp; COLLECTIONS</b> |
|-------------------------------------|-----------------------|----------------------|---------------------------|----------------------|-------------------------|--------------------------|--------------------------------------|
| ADAMS                               | 49                    | 2,803,285            | \$196,239                 | \$2,609,155          | \$133,145               | \$60,985                 | \$2,999,524                          |
| AMITE                               | 2                     | 231,020              | 16,172                    | 214,053              | 11,972                  | 4,995                    | 247,192                              |
| BOLIVAR                             | 22                    | 3,406,470            | 238,462                   | 3,168,239            | 164,068                 | 74,163                   | 3,644,932                            |
| CARROLL                             | 3                     | 583,812              | 40,869                    | 539,626              | 31,558                  | 12,628                   | 624,681                              |
| CHICKASAW                           | 3                     | 826,468              | 57,855                    | 762,487              | 46,174                  | 17,807                   | 884,323                              |
| CLAIBORNE                           | 4                     | 716,062              | 50,126                    | 665,155              | 35,351                  | 15,556                   | 766,188                              |
| CLAY                                | 10                    | 1,726,312            | 120,846                   | 1,611,067            | 77,503                  | 37,742                   | 1,847,158                            |
| COAHOMA                             | 21                    | 2,926,120            | 204,840                   | 2,708,698            | 154,216                 | 63,206                   | 3,130,960                            |
| COPIAH                              | 11                    | 3,088,861            | 216,229                   | 2,861,452            | 160,555                 | 66,854                   | 3,305,090                            |
| DESOTO                              | 76                    | 11,580,584           | 810,664                   | 10,811,224           | 516,632                 | 252,728                  | 12,391,248                           |
| FORREST                             | 79                    | 7,504,074            | 523,548                   | 6,996,866            | 343,726                 | 163,482                  | 8,027,622                            |
| GRENADA                             | 17                    | 1,954,839            | 136,844                   | 1,805,035            | 107,687                 | 42,117                   | 2,091,683                            |
| HANCOCK                             | 64                    | 3,642,082            | 254,956                   | 3,383,841            | 179,511                 | 78,730                   | 3,897,038                            |
| HARRISON                            | 241                   | 25,063,288           | 1,679,279                 | 23,434,515           | 1,081,614               | 547,159                  | 26,742,567                           |
| HINDS                               | 198                   | 38,699,421           | 2,693,400                 | 36,279,410           | 1,572,080               | 847,931                  | 41,392,821                           |
| HOLMES                              | 9                     | 1,717,115            | 120,207                   | 1,587,777            | 92,263                  | 37,075                   | 1,837,322                            |
| HUMPHREYS                           | 7                     | 628,379              | 43,990                    | 579,426              | 35,430                  | 13,523                   | 672,369                              |
| ISSAQUENA                           | 1                     | 6,205                | 434                       | 5,729                | 342                     | 134                      | 6,639                                |
| JACKSON                             | 129                   | 10,077,182           | 705,306                   | 9,381,460            | 476,592                 | 219,130                  | 10,782,488                           |
| JASPER                              | 2                     | 324,792              | 22,738                    | 298,147              | 19,693                  | 6,952                    | 347,530                              |
| JEFFERSON                           | 2                     | 412,459              | 28,874                    | 381,082              | 22,451                  | 8,926                    | 441,333                              |
| JEFFERSON DAVIS                     | 4                     | 1,017,852            | 71,253                    | 937,547              | 58,456                  | 21,849                   | 1,089,105                            |
| JONES                               | 23                    | 4,500,930            | 315,077                   | 4,164,254            | 239,442                 | 97,234                   | 4,816,007                            |
| KEMPER                              | 4                     | 655,523              | 45,889                    | 604,046              | 37,341                  | 14,136                   | 701,412                              |
| LAFAYETTE                           | 50                    | 5,735,609            | 401,502                   | 5,380,493            | 229,320                 | 125,796                  | 6,137,111                            |
| LAMAR                               | 16                    | 1,983,376            | 138,840                   | 1,858,885            | 81,004                  | 43,487                   | 2,122,216                            |
| LAUDERDALE                          | 44                    | 7,682,266            | 525,248                   | 7,137,583            | 378,019                 | 166,664                  | 8,207,514                            |
| LEE                                 | 63                    | 10,322,565           | 722,605                   | 9,570,481            | 528,809                 | 223,275                  | 11,045,170                           |
| LEFLORE                             | 25                    | 3,036,960            | 212,595                   | 2,814,979            | 156,290                 | 65,691                   | 3,249,555                            |
| LOWNDES                             | 49                    | 4,645,496            | 315,717                   | 4,328,921            | 215,533                 | 101,042                  | 4,961,213                            |
| MADISON                             | 85                    | 10,391,918           | 727,452                   | 9,756,629            | 406,815                 | 228,474                  | 11,119,370                           |
| MARION                              | 9                     | 1,039,817            | 72,792                    | 963,461              | 53,853                  | 22,503                   | 1,112,609                            |
| MARSHALL                            | 10                    | 1,876,521            | 131,365                   | 1,729,548            | 106,639                 | 40,334                   | 2,007,886                            |
| MONROE                              | 6                     | 1,079,185            | 75,545                    | 998,044              | 57,821                  | 23,320                   | 1,154,730                            |
| MONTGOMERY                          | 6                     | 657,265              | 46,011                    | 606,555              | 36,573                  | 14,137                   | 703,276                              |
| NESHOBA                             | 6                     | 1,202,462            | 84,174                    | 1,118,196            | 58,026                  | 26,240                   | 1,286,636                            |
| NOXUBEE                             | 3                     | 795,423              | 55,682                    | 733,732              | 44,535                  | 17,156                   | 851,105                              |
| OKTIBBEHA                           | 34                    | 4,884,068            | 341,898                   | 4,529,452            | 248,870                 | 105,746                  | 5,225,966                            |
| PANOLA                              | 21                    | 3,000,455            | 210,043                   | 2,773,702            | 161,994                 | 64,759                   | 3,210,498                            |
| PEARL RIVER                         | 1                     | 11,362               | 795                       | 10,331               | 789                     | 242                      | 12,157                               |
| PERRY                               | 2                     | 328,507              | 22,998                    | 301,813              | 19,661                  | 7,033                    | 351,505                              |
| PIKE                                | 23                    | 2,279,474            | 159,574                   | 2,112,040            | 118,134                 | 49,300                   | 2,439,048                            |
| QUITMAN                             | 4                     | 449,290              | 31,452                    | 414,314              | 25,297                  | 9,679                    | 480,742                              |
| SHARKEY                             | 2                     | 444,963              | 31,149                    | 410,570              | 24,803                  | 9,590                    | 476,112                              |
| SUNFLOWER                           | 19                    | 1,612,605            | 112,891                   | 1,491,753            | 86,019                  | 34,833                   | 1,725,496                            |
| TALLAHATCHIE                        | 6                     | 670,656              | 46,950                    | 620,284              | 35,900                  | 14,472                   | 717,606                              |
| TUNICA                              | 35                    | 5,927,033            | 414,899                   | 5,534,782            | 262,392                 | 129,859                  | 6,341,932                            |
| WARREN                              | 45                    | 4,632,844            | 324,310                   | 4,310,364            | 221,694                 | 100,786                  | 4,957,154                            |
| WASHINGTON                          | 50                    | 6,014,055            | 420,999                   | 5,596,618            | 286,503                 | 130,934                  | 6,435,054                            |
| WILKINSON                           | 3                     | 419,013              | 29,332                    | 389,677              | 20,228                  | 9,108                    | 448,345                              |
| YALOBUSHA                           | 6                     | 610,522              | 42,740                    | 559,863              | 37,657                  | 13,002                   | 653,262                              |
| YAZOO                               | 13                    | 1,805,359            | 126,378                   | 1,674,697            | 91,496                  | 39,166                   | 1,931,737                            |
| <b>TOTALS</b>                       | <b>1617</b>           | <b>\$207,632,204</b> | <b>\$14,420,033</b>       | <b>\$193,518,058</b> | <b>\$9,592,476</b>      | <b>\$4,521,670</b>       | <b>\$222,052,237</b>                 |
| COMMON CARRIER &<br>NATIVE WINERIES |                       |                      |                           |                      | 3,903                   |                          | 3,903                                |
| <b>GRAND TOTALS</b>                 | <b>1617</b>           | <b>\$207,632,204</b> | <b>\$14,420,033</b>       | <b>\$193,518,058</b> | <b>\$9,596,379</b>      | <b>\$4,521,670</b>       | <b>\$222,056,140</b>                 |

The image features a 3D rectangular frame with a central text area. The frame is composed of two concentric rectangles. The inner rectangle is slightly offset from the outer one, creating a sense of depth. The right and bottom edges of the inner rectangle are shaded in a light gray, while the right and bottom edges of the outer rectangle are shaded in a darker gray. The text is centered within the white space of the inner rectangle.

**INCOME  
AND  
FRANCHISE  
TAX**

**CORPORATE INCOME AND FRANCHISE TAX INFORMATION BY INDUSTRY GROUP  
FISCAL YEAR ENDING JUNE 30, 2004**

| Industry                                    | Number of Taxpayers | Income Tax           | Franchise Tax        | Taxes Before Credits | Tax Credits         | Taxes After Credits  |
|---|---------------------|----------------------|----------------------|----------------------|---------------------|----------------------|
| <b>Agricultural</b>                         | 2,020               | \$6,591,844          | \$4,074,409          | \$10,666,253         | \$400,394           | \$10,265,859         |
| <b>Mining</b>                               | 418                 | 4,457,597            | 4,952,962            | 9,410,559            | 107,298             | 9,303,261            |
| <b>Construction</b>                         | 3,291               | 5,137,376            | 2,728,858            | 7,866,234            | 436,175             | 7,430,059            |
| <b>Manufacturing</b>                        | 2,244               | 29,760,868           | 25,062,302           | 54,823,170           | 9,567,585           | 45,255,585           |
| <b>Public Utilities</b>                     | 1,585               | 30,682,923           | 25,599,775           | 56,282,698           | 81,264              | 56,201,434           |
| <b>Wholesale &amp; Retail Trade</b>         | 6,502               | 29,241,817           | 22,541,765           | 51,783,582           | 9,018,113           | 42,765,469           |
| <b>Finance, Insurance &amp; Real Estate</b> | 4,326               | 43,184,484           | 19,327,316           | 62,511,800           | 2,778,272           | 59,733,528           |
| <b>Services</b>                             | 5,983               | 22,315,468           | 11,371,442           | 33,686,910           | 6,772,130           | 26,914,780           |
| <b>Miscellaneous</b>                        | 36,686              | 10,923,091           | 19,382,053           | 30,305,144           | 756,062             | 29,549,082           |
| <b>Totals</b>                               | <b>63,055</b>       | <b>\$182,295,468</b> | <b>\$135,040,882</b> | <b>\$317,336,350</b> | <b>\$29,917,293</b> | <b>\$287,419,057</b> |

**COUNTIES OF MISSISSIPPI  
CORPORATE INCOME AND FRANCHISE TAX INFORMATION  
FISCAL YEAR ENDING JUNE 30, 2004**

| County          | Number of Taxpayers | Income Tax | Franchise Tax | Taxes Before Credits | Tax Credits | Taxes After Credits |
|-----------------|---------------------|------------|---------------|----------------------|-------------|---------------------|
| Adams           | 601                 | \$609,635  | \$446,867     | \$1,056,502          | \$36,126    | \$1,020,376         |
| Alcorn          | 519                 | 173,786    | 307,164       | 480,950              | 38,001      | 442,949             |
| Amite           | 93                  | 29,634     | 20,601        | 50,235               | 1,560       | 48,675              |
| Attala          | 195                 | 552,485    | 449,225       | 1,001,710            | 24,653      | 977,057             |
| Benton          | 41                  | 9,293      | 12,893        | 22,186               | 1,971       | 20,215              |
| Bolivar         | 816                 | 577,164    | 397,681       | 974,845              | 154,989     | 819,856             |
| Calhoun         | 183                 | 129,530    | 119,391       | 248,921              | 3,481       | 245,440             |
| Carroll         | 48                  | 5,927      | 27,193        | 33,120               | 3,689       | 29,431              |
| Chickasaw       | 343                 | 860,008    | 279,596       | 1,139,604            | 115,959     | 1,023,645           |
| Choctaw         | 90                  | 27,059     | 42,645        | 69,704               | 7,107       | 62,597              |
| Claiborne       | 106                 | 3,666      | 49,329        | 52,995               | 0           | 52,995              |
| Clarke          | 128                 | 35,054     | 35,197        | 70,251               | 0           | 70,251              |
| Clay            | 173                 | 228,157    | 193,334       | 421,491              | 17,463      | 404,028             |
| Coahoma         | 693                 | 464,526    | 453,981       | 918,507              | 147,846     | 770,661             |
| Copiah          | 310                 | 127,793    | 142,999       | 270,792              | 4,619       | 266,173             |
| Covington       | 163                 | 91,498     | 136,192       | 227,690              | 62,838      | 164,852             |
| Desoto          | 925                 | 1,080,730  | 646,446       | 1,727,176            | 16,451      | 1,710,725           |
| Forrest         | 1,347               | 874,183    | 918,672       | 1,792,855            | 168,320     | 1,624,535           |
| Franklin        | 65                  | 3,912      | 66,364        | 70,276               | 0           | 70,276              |
| George          | 208                 | 78,817     | 108,091       | 186,908              | 1,300       | 185,608             |
| Greene          | 83                  | 11,832     | 24,624        | 36,456               | 2,768       | 33,688              |
| Grenada         | 342                 | 241,066    | 321,737       | 562,803              | 8,919       | 553,884             |
| Hancock         | 463                 | 140,941    | 334,021       | 474,962              | 7,184       | 467,778             |
| Harrison        | 2,854               | 8,977,801  | 4,162,093     | 13,139,894           | 358,715     | 12,781,179          |
| Hinds           | 5,558               | 15,304,367 | 11,121,945    | 26,426,312           | 1,528,786   | 24,897,526          |
| Holmes          | 169                 | 30,270     | 96,184        | 126,454              | 3,104       | 123,350             |
| Humphreys       | 198                 | 426,035    | 283,036       | 709,071              | 193         | 708,878             |
| Issaquena       | 34                  | 17,353     | 13,849        | 31,202               | 0           | 31,202              |
| Itawamba        | 211                 | 45,040     | 114,956       | 159,996              | 23,102      | 136,894             |
| Jackson         | 1,375               | 628,990    | 796,243       | 1,425,233            | 21,518      | 1,403,715           |
| Jasper          | 193                 | 402,145    | 209,792       | 611,937              | 38,920      | 573,017             |
| Jefferson       | 49                  | 68,775     | 45,642        | 114,417              | 3,564       | 110,853             |
| Jefferson Davis | 81                  | 2,237      | 24,036        | 26,273               | 0           | 26,273              |
| Jones           | 756                 | 7,092,364  | 1,569,879     | 8,662,243            | 1,373,898   | 7,288,345           |
| Kemper          | 54                  | 75,551     | 43,996        | 119,547              | 1,562       | 117,985             |
| Lafayette       | 524                 | 323,652    | 259,597       | 583,249              | 22,285      | 560,964             |
| Lamar           | 311                 | 33,138     | 99,754        | 132,892              | 539         | 132,353             |
| Lauderdale      | 1,150               | 244,856    | 1,134,128     | 1,378,984            | 77,557      | 1,301,427           |
| Lawrence        | 123                 | 86,391     | 74,185        | 160,576              | 47,352      | 113,224             |
| Leake           | 135                 | 29,148     | 125,007       | 154,155              | 3,526       | 150,629             |
| Lee             | 1,433               | 3,893,633  | 3,284,997     | 7,178,630            | 540,845     | 6,637,785           |
| Leflore         | 709                 | 210,188    | 429,931       | 640,119              | 29,187      | 610,932             |
| Lincoln         | 446                 | 267,036    | 238,065       | 505,101              | 8,837       | 496,264             |
| Lowndes         | 945                 | 466,580    | 614,212       | 1,080,792            | 56,637      | 1,024,155           |
| Madison         | 1,855               | 2,232,971  | 1,066,187     | 3,299,158            | 82,319      | 3,216,839           |
| Marion          | 416                 | 252,445    | 313,383       | 565,828              | 8,451       | 557,377             |
| Marshall        | 159                 | 395,351    | 137,589       | 532,940              | 16,381      | 516,559             |
| Monroe          | 373                 | 319,250    | 333,035       | 652,285              | 72,398      | 579,887             |
| Montgomery      | 103                 | 31,848     | 108,577       | 140,425              | 2,528       | 137,897             |
| Neshoba         | 232                 | 887,589    | 529,381       | 1,416,970            | 68,260      | 1,348,710           |
| Newton          | 153                 | 61,720     | 107,224       | 168,944              | 9,159       | 159,785             |
| Noxubee         | 110                 | 164,246    | 162,620       | 326,866              | 7,564       | 319,302             |

**COUNTIES OF MISSISSIPPI  
CORPORATE INCOME AND FRANCHISE TAX INFORMATION  
FISCAL YEAR ENDING JUNE 30, 2004**

| <b>County</b>             | <b>Number of Taxpayers</b> | <b>Income Tax</b>  | <b>Franchise Tax</b> | <b>Taxes Before Credits</b> | <b>Tax Credits</b> | <b>Taxes After Credits</b> |
|---------------------------|----------------------------|--------------------|----------------------|-----------------------------|--------------------|----------------------------|
| Oktibbeha                 | 374                        | 925,630            | 417,619              | 1,343,249                   | 62,044             | 1,281,205                  |
| Panola                    | 371                        | 364,680            | 307,206              | 671,886                     | 53,812             | 618,074                    |
| Pearl River               | 495                        | 130,812            | 324,561              | 455,373                     | 25,448             | 429,925                    |
| Perry                     | 58                         | 20,113             | 34,142               | 54,255                      | 319                | 53,936                     |
| Pike                      | 520                        | 274,889            | 167,848              | 442,737                     | 47,919             | 394,818                    |
| Pontotoc                  | 229                        | 333,225            | 181,362              | 514,587                     | 56,402             | 458,185                    |
| Prentiss                  | 339                        | 186,309            | 159,409              | 345,718                     | 5,657              | 340,061                    |
| Quitman                   | 144                        | 62,666             | 111,837              | 174,503                     | 11,430             | 163,073                    |
| Rankin                    | 2,245                      | 1,410,762          | 1,296,849            | 2,707,611                   | 278,168            | 2,429,443                  |
| Scott                     | 358                        | 374,210            | 299,082              | 673,292                     | 7,099              | 666,193                    |
| Sharkey                   | 279                        | 77,160             | 110,024              | 187,184                     | 2,271              | 184,913                    |
| Simpson                   | 233                        | 206,115            | 178,606              | 384,721                     | 11,045             | 373,676                    |
| Smith                     | 75                         | 12,985             | 27,220               | 40,205                      | 1,319              | 38,886                     |
| Stone                     | 200                        | 88,696             | 114,509              | 203,205                     | 4,587              | 198,618                    |
| Sunflower                 | 495                        | 475,774            | 305,556              | 781,330                     | 58,678             | 722,652                    |
| Tallahatchie              | 193                        | 129,046            | 97,178               | 226,224                     | 48,483             | 177,741                    |
| Tate                      | 149                        | 117,995            | 115,355              | 233,350                     | 6,411              | 226,939                    |
| Tippah                    | 225                        | 199,521            | 245,621              | 445,142                     | 27,645             | 417,497                    |
| Tishomingo                | 236                        | 150,237            | 204,418              | 354,655                     | 33,725             | 320,930                    |
| Tunica                    | 300                        | 905,232            | 480,213              | 1,385,445                   | 851,175            | 534,270                    |
| Union                     | 266                        | 452,045            | 325,494              | 777,539                     | 232,602            | 544,937                    |
| Walthall                  | 124                        | 134,891            | 515,770              | 650,661                     | 169                | 650,492                    |
| Warren                    | 853                        | 418,120            | 291,591              | 709,711                     | 14,410             | 695,301                    |
| Washington                | 1,210                      | 626,719            | 783,809              | 1,410,528                   | 46,812             | 1,363,716                  |
| Wayne                     | 220                        | 239,756            | 292,561              | 532,317                     | 13,426             | 518,891                    |
| Webster                   | 94                         | 30,926             | 27,689               | 58,615                      | 5,602              | 53,013                     |
| Wilkinson                 | 95                         | 29,439             | 38,125               | 67,564                      | 3,577              | 63,987                     |
| Winston                   | 190                        | 40,144             | 168,168              | 208,312                     | 56,148             | 152,164                    |
| Yalobusha                 | 108                        | 99,639             | 78,813               | 178,452                     | 1,630              | 176,822                    |
| Yazoo                     | 433                        | 134,676            | 599,909              | 734,585                     | 42,863             | 691,722                    |
| <b>TOTAL FOR COUNTIES</b> | <b>39,755</b>              | <b>57,980,078</b>  | <b>41,334,310</b>    | <b>99,314,388</b>           | <b>7,243,307</b>   | <b>92,071,081</b>          |
| <b>TOTAL OUT-OF-STATE</b> | <b>23,300</b>              | <b>124,315,391</b> | <b>93,706,571</b>    | <b>218,021,962</b>          | <b>22,673,986</b>  | <b>195,347,976</b>         |
| <b>GRAND TOTAL</b>        | <b>63,055</b>              | <b>182,295,469</b> | <b>135,040,881</b>   | <b>317,336,350</b>          | <b>29,917,293</b>  | <b>287,419,057</b>         |

**COUNTIES OF MISSISSIPPI  
SELECTED PERSONAL INCOME TAX INFORMATION  
FISCAL YEAR ENDING JUNE 30, 2004**

| COUNTIES        | NUMBER<br>OF TAXPAYERS | GROSS<br>INCOME TAX | NET<br>TAXABLE INCOME |
|-----------------|------------------------|---------------------|-----------------------|
| Adams           | 13,889                 | \$10,593,744        | \$235,596,171         |
| Alcorn          | 13,947                 | 10,957,246          | 248,544,800           |
| Amite           | 4,031                  | 2,576,033           | 59,392,473            |
| Attala          | 7,574                  | 4,744,727           | 108,594,410           |
| Benton          | 2,923                  | 1,651,103           | 38,386,069            |
| Bolivar         | 15,012                 | 9,567,263           | 215,734,217           |
| Calhoun         | 5,843                  | 3,289,749           | 77,034,702            |
| Carroll         | 3,594                  | 2,448,869           | 56,467,239            |
| Chickasaw       | 8,108                  | 5,060,423           | 117,340,468           |
| Choctaw         | 3,065                  | 1,696,772           | 39,899,267            |
| Claiborne       | 3,746                  | 2,016,051           | 46,279,324            |
| Clarke          | 6,871                  | 3,786,584           | 88,045,597            |
| Clay            | 8,465                  | 5,619,537           | 128,249,563           |
| Coahoma         | 11,237                 | 7,313,771           | 163,969,200           |
| Copiah          | 12,032                 | 7,196,914           | 165,687,868           |
| Covington       | 7,662                  | 4,539,874           | 104,863,536           |
| DeSoto          | 57,343                 | 59,723,814          | 1,332,877,060         |
| Forrest         | 30,789                 | 22,820,291          | 512,268,077           |
| Franklin        | 2,951                  | 1,844,847           | 42,630,418            |
| George          | 8,152                  | 5,257,625           | 120,909,695           |
| Greene          | 3,713                  | 1,963,440           | 46,270,354            |
| Grenada         | 10,073                 | 7,039,527           | 160,507,523           |
| Hancock         | 17,165                 | 13,446,670          | 300,893,709           |
| Harrison        | 81,836                 | 69,309,255          | 1,503,339,387         |
| Hinds           | 137,650                | 117,845,789         | 2,571,925,821         |
| Holmes          | 7,589                  | 3,321,781           | 77,025,805            |
| Humphreys       | 3,674                  | 2,002,331           | 45,091,240            |
| Issaquena       | 364                    | 247,066             | 5,570,271             |
| Itawamba        | 8,585                  | 5,826,401           | 136,873,301           |
| Jackson         | 54,376                 | 47,951,729          | 1,074,953,938         |
| Jasper          | 6,930                  | 4,249,892           | 97,516,169            |
| Jefferson       | 2,985                  | 1,318,451           | 30,577,909            |
| Jefferson Davis | 4,976                  | 2,271,953           | 53,138,718            |
| Jones           | 25,821                 | 19,073,782          | 431,363,376           |
| Kemper          | 3,863                  | 1,666,055           | 39,557,607            |
| Lafayette       | 15,468                 | 15,541,592          | 342,820,771           |
| Lamar           | 17,905                 | 25,466,634          | 468,510,356           |
| Lauderdale      | 32,949                 | 29,361,255          | 651,177,592           |
| Lawrence        | 5,800                  | 3,717,834           | 85,108,663            |
| Leake           | 8,528                  | 4,767,859           | 111,289,077           |
| Lee             | 38,165                 | 37,218,715          | 827,289,171           |
| Leflore         | 12,888                 | 9,839,862           | 217,721,220           |
| Lincoln         | 13,595                 | 9,843,497           | 223,486,737           |
| Lowndes         | 25,262                 | 20,128,689          | 449,522,905           |
| Madison         | 37,841                 | 58,408,742          | 1,252,308,288         |

**COUNTIES OF MISSISSIPPI  
SELECTED PERSONAL INCOME TAX INFORMATION  
FISCAL YEAR ENDING JUNE 30, 2004**

| COUNTIES                  | NUMBER<br>OF TAXPAYERS | GROSS<br>INCOME TAX    | NET<br>TAXABLE INCOME   |
|---------------------------|------------------------|------------------------|-------------------------|
| Marion                    | 10,767                 | 6,310,909              | 144,307,628             |
| Marshall                  | 14,721                 | 8,500,565              | 197,086,709             |
| Monroe                    | 15,817                 | 10,496,617             | 242,368,411             |
| Montgomery                | 4,742                  | 2,694,817              | 62,857,327              |
| Neshoba                   | 10,096                 | 7,033,655              | 161,230,097             |
| Newton                    | 8,809                  | 5,443,206              | 126,935,447             |
| Noxubee                   | 4,970                  | 2,066,816              | 48,231,520              |
| Oktibbeha                 | 15,458                 | 12,522,423             | 280,555,863             |
| Panola                    | 14,905                 | 8,743,984              | 201,027,500             |
| Pearl River               | 18,427                 | 12,894,286             | 293,111,635             |
| Perry                     | 4,337                  | 2,329,751              | 55,080,754              |
| Pike                      | 15,619                 | 9,874,364              | 224,142,418             |
| Pontotoc                  | 10,714                 | 7,647,661              | 178,319,444             |
| Prentiss                  | 10,608                 | 6,915,033              | 161,484,259             |
| Quitman                   | 3,519                  | 1,571,150              | 36,619,219              |
| Rankin                    | 55,841                 | 60,698,603             | 1,348,754,218           |
| Scott                     | 12,049                 | 6,566,723              | 152,995,041             |
| Sharkey                   | 1,766                  | 1,133,655              | 25,121,484              |
| Simpson                   | 10,615                 | 6,226,767              | 144,380,867             |
| Smith                     | 5,669                  | 3,458,445              | 80,625,491              |
| Stone                     | 5,998                  | 3,861,013              | 89,134,313              |
| Sunflower                 | 9,743                  | 5,261,124              | 120,108,140             |
| Tallahatchie              | 4,881                  | 2,240,643              | 52,339,517              |
| Tate                      | 11,497                 | 8,175,434              | 187,135,106             |
| Tippah                    | 9,152                  | 5,748,672              | 134,821,690             |
| Tishomingo                | 7,832                  | 5,262,488              | 122,377,151             |
| Tunica                    | 4,630                  | 2,648,276              | 59,874,110              |
| Union                     | 10,669                 | 7,246,278              | 169,327,009             |
| Walthall                  | 4,862                  | 2,583,163              | 59,802,818              |
| Warren                    | 22,977                 | 19,945,111             | 444,412,999             |
| Washington                | 22,757                 | 14,431,685             | 326,629,202             |
| Wayne                     | 7,694                  | 4,651,001              | 106,687,072             |
| Webster                   | 3,636                  | 2,167,806              | 50,513,815              |
| Wilkinson                 | 3,394                  | 1,876,991              | 42,986,142              |
| Winston                   | 7,730                  | 4,695,979              | 108,667,032             |
| Yalobusha                 | 5,484                  | 3,294,812              | 76,849,613              |
| Yazoo                     | 9,412                  | 6,478,134              | 146,401,140             |
| <b>TOTAL FOR COUNTIES</b> | <b>1,207,032</b>       | <b>\$968,232,078</b>   | <b>\$21,569,912,263</b> |
| <b>TOTAL OUT-OF-STATE</b> | <b>101,238</b>         | <b>72,756,661</b>      | <b>1,543,393,192</b>    |
| <b>GRAND TOTAL</b>        | <b>1,308,270</b>       | <b>\$1,040,988,739</b> | <b>\$23,113,305,455</b> |



The image features a 3D rectangular frame with a central text area. The frame is composed of two concentric rectangles. The inner rectangle has a white background, while the outer rectangle has a gray background. The text "MISCELLANEOUS TAXES" is centered within the white area.

**MISCELLANEOUS  
TAXES**

**TAX REVENUES FROM GAMING**  
**Fiscal Year 2004 Compared with Fiscal Year 2003**

| COLLECTION MONTH | FISCAL YEAR 2004        |                                    |                               |                         | FISCAL YEAR 2003        |                                    |                               |                         |
|------------------|-------------------------|------------------------------------|-------------------------------|-------------------------|-------------------------|------------------------------------|-------------------------------|-------------------------|
|                  | GENERAL FUND TRANSFER   | BOND SINKING FUND AND HIGHWAY FUND | TRANSFER TO LOCAL GOVERNMENTS | TOTALS                  | GENERAL FUND TRANSFER   | BOND SINKING FUND AND HIGHWAY FUND | TRANSFER TO LOCAL GOVERNMENTS | TOTALS                  |
| JULY             | \$13,380,411.69         | \$4,326,763.56                     | \$8,922,728.08                | \$26,629,903.33         | \$16,734,006.44         | \$5,451,308.42                     | \$10,908,968.97               | \$33,094,283.83         |
| AUGUST           | 13,023,903.02           | 4,166,522.68                       | 8,794,242.52                  | 25,984,668.22           | 13,023,749.17           | 4,165,909.94                       | 8,798,177.49                  | 25,987,836.60           |
| SEPTEMBER        | 15,182,800.25           | 4,963,169.42                       | 9,930,488.27                  | 30,076,457.94           | 15,539,679.24           | 5,063,037.57                       | 10,116,288.82                 | 30,719,005.63           |
| OCTOBER          | 12,323,742.58           | 3,965,747.53                       | 8,055,688.73                  | 24,345,178.84           | 11,358,842.08           | 3,654,380.24                       | 7,384,434.09                  | 22,397,656.41           |
| NOVEMBER         | 12,112,552.97           | 3,938,841.66                       | 7,788,325.59                  | 23,839,720.22           | 12,174,347.91           | 3,960,898.97                       | 7,851,628.71                  | 23,986,875.59           |
| DECEMBER         | 14,255,603.96           | 4,652,247.99                       | 9,177,679.58                  | 28,085,531.53           | 13,757,819.22           | 4,482,674.71                       | 8,858,843.34                  | 27,099,337.27           |
| JANUARY          | 13,391,541.41           | 4,275,560.47                       | 9,043,082.55                  | 26,710,184.43           | 12,589,544.95           | 4,013,594.98                       | 8,507,569.58                  | 25,110,709.51           |
| FEBRUARY         | 13,304,851.48           | 4,357,223.50                       | 8,713,400.31                  | 26,375,475.29           | 12,746,003.29           | 4,118,425.43                       | 8,337,623.13                  | 25,202,051.85           |
| MARCH            | 17,726,312.94           | 5,813,833.32                       | 11,442,477.45                 | 34,982,623.71           | 17,450,864.28           | 5,715,853.10                       | 11,225,616.95                 | 34,392,334.33           |
| APRIL            | 13,544,334.94           | 4,407,830.87                       | 8,908,714.61                  | 26,860,880.42           | 12,510,219.01           | 4,059,335.34                       | 8,198,651.87                  | 24,768,206.22           |
| MAY              | 12,526,825.55           | 3,990,961.33                       | 8,670,223.17                  | 25,188,010.05           | 12,326,145.19           | 3,956,316.73                       | 8,711,586.88                  | 24,994,048.80           |
| JUNE             | 16,550,390.13           | 5,340,953.04                       | 11,258,710.11                 | 33,150,053.28           | 15,933,954.27           | 5,138,636.66                       | 10,609,030.69                 | 31,681,621.62           |
| <b>TOTALS</b>    | <b>\$167,323,270.92</b> | <b>\$54,199,655.37</b>             | <b>\$110,705,760.97</b>       | <b>\$332,228,687.26</b> | <b>\$166,145,175.05</b> | <b>\$53,780,372.09</b>             | <b>\$109,508,420.52</b>       | <b>\$329,433,967.66</b> |

**OIL, GAS AND TIMBER SEVERANCE TAX PAYMENTS  
FISCAL YEAR ENDING JUNE 30, 2004**

| COUNTY          | GAS PAYMENTS | OIL PAYMENTS | TIMBER PAYMENTS | TOTAL        |
|-----------------|--------------|--------------|-----------------|--------------|
| ADAMS           | \$27,698.40  | \$285,722.65 | \$5,124.42      | \$318,545.47 |
| ALCORN          |              |              | 4,853.40        | 4,853.40     |
| AMITE           | 64,100.70    | 72,860.16    | 27,991.52       | 164,952.38   |
| ATTALA          |              |              | 18,850.52       | 18,850.52    |
| BENTON          |              |              | 1,612.25        | 1,612.25     |
| BOLIVAR         |              |              | 2,322.44        | 2,322.44     |
| CALHOUN         |              |              | 11,117.10       | 11,117.10    |
| CARROLL         |              |              | 6,140.40        | 6,140.40     |
| CHICKASAW       | 52,524.37    | 1,090.36     | 7,187.58        | 60,802.31    |
| CHOCTAW         |              |              | 7,911.40        | 7,911.40     |
| CLAIBORNE       | 4,975.02     |              | 9,258.99        | 14,234.01    |
| CLARKE          | 13,400.74    | 330,656.94   | 23,186.20       | 367,243.88   |
| CLAY            | 34,714.59    | 1,358.40     | 4,323.40        | 40,396.39    |
| COAHOMA         |              |              | 2,915.57        | 2,915.57     |
| COPIAH          |              |              | 20,069.49       | 20,069.49    |
| COVINGTON       | 293,399.74   | 169,088.67   | 8,356.60        | 470,845.01   |
| DESOTO          |              |              | 695.00          | 695.00       |
| FORREST         | 90,699.76    | 10,624.21    | 10,466.35       | 111,790.32   |
| FRANKLIN        | 1,536.80     | 156,716.64   | 11,881.36       | 170,134.80   |
| GEORGE          |              |              | 9,304.50        | 9,304.50     |
| GREENE          | 93,425.94    | 73,275.38    | 18,054.86       | 184,756.18   |
| GRENADA         |              |              | 4,849.40        | 4,849.40     |
| HANCOCK         | 167,350.29   | 2,384.82     | 7,067.31        | 176,802.42   |
| HARRISON        |              |              | 4,823.80        | 4,823.80     |
| HINDS           | 52,219.16    | 101,548.04   | 8,884.81        | 162,652.01   |
| HOLMES          |              |              | 6,210.00        | 6,210.00     |
| HUMPHREYS       |              |              | 155.60          | 155.60       |
| ISSAQUENA       |              |              | 2,311.26        | 2,311.26     |
| ITAWAMBA        | 2,564.69     |              | 9,922.43        | 12,487.12    |
| JACKSON         |              |              | 5,337.10        | 5,337.10     |
| JASPER          | 795,830.94   | 678,414.94   | 21,030.15       | 1,495,276.03 |
| JEFFERSON       | 11,999.36    | 35,841.78    | 6,794.45        | 54,635.59    |
| JEFFERSON DAVIS | 2,536,374.79 | 163,612.47   | 9,822.45        | 2,709,809.71 |
| JONES           | 147,284.78   | 710,911.25   | 17,904.09       | 876,100.12   |
| KEMPER          |              |              | 27,942.31       | 27,942.31    |
| LAFAYETTE       |              |              | 3,375.00        | 3,375.00     |
| LAMAR           | 624,461.55   | 269,425.12   | 16,490.07       | 910,376.74   |
| LAUDERDALE      |              |              | 19,140.86       | 19,140.86    |
| LAWRENCE        | 195,705.32   | 5,798.46     | 14,199.17       | 215,702.95   |
| LEAKE           |              |              | 12,629.51       | 12,629.51    |
| LEE             | 40,996.31    |              | 1,894.19        | 42,890.50    |
| LEFLORE         |              |              | 308.70          | 308.70       |
| LINCOLN         | 6,290.79     | 460,958.11   | 17,896.65       | 485,145.55   |
| LOWNDES         | 32,288.20    | 1,411.24     | 2,859.14        | 36,558.58    |
| MADISON         |              | 17,164.29    | 10,297.54       | 27,461.83    |
| MARION          | 726,555.69   | 117,823.03   | 12,789.33       | 857,168.05   |
| MARSHALL        |              |              | 2,362.31        | 2,362.31     |

**OIL, GAS AND TIMBER SEVERANCE TAX PAYMENTS  
FISCAL YEAR ENDING JUNE 30, 2004**

| <b>COUNTY</b> | <b>GAS<br/>PAYMENTS</b> | <b>OIL<br/>PAYMENTS</b> | <b>TIMBER<br/>PAYMENTS</b> | <b>TOTAL</b>           |
|---------------|-------------------------|-------------------------|----------------------------|------------------------|
| MONROE        | 252,633.37              | 8,970.31                | 8,431.11                   | 270,034.79             |
| MONTGOMERY    |                         |                         | 7,622.20                   | 7,622.20               |
| NESHOBA       |                         |                         | 14,901.68                  | 14,901.68              |
| NEWTON        |                         |                         | 15,369.87                  | 15,369.87              |
| NOXUBEE       |                         |                         | 14,499.22                  | 14,499.22              |
| OKTIBBEHA     | 921,344.55              |                         | 8,075.76                   | 929,420.31             |
| PANOLA        |                         |                         | 5,326.76                   | 5,326.76               |
| PEARL RIVER   | 232,690.65              | 14,026.61               | 17,665.42                  | 264,382.68             |
| PERRY         | 14,190.28               | 135,470.74              | 10,952.57                  | 160,613.59             |
| PIKE          |                         | 361,746.78              | 7,757.29                   | 369,504.07             |
| PONTOTOC      | 20,665.38               |                         | 3,902.97                   | 24,568.35              |
| PRETISS       |                         |                         | 5,169.90                   | 5,169.90               |
| QUITMAN       |                         |                         | 36.00                      | 36.00                  |
| RANKIN        | 380,211.08              | 60,220.36               | 14,769.71                  | 455,201.15             |
| SCOTT         |                         | 6,762.47                | 10,093.46                  | 16,855.93              |
| SHARKEY       |                         | 18,892.62               | 823.00                     | 19,715.62              |
| SIMPSON       | 114,276.21              | 211,956.02              | 15,869.25                  | 342,101.48             |
| SMITH         | 51,100.54               | 133,882.85              | 10,390.43                  | 195,373.82             |
| STONE         | 26,090.32               |                         | 7,516.11                   | 33,606.43              |
| SUNFLOWER     |                         |                         | 414.00                     | 414.00                 |
| TALLAHATCHIE  |                         |                         | 1,802.40                   | 1,802.40               |
| TATE          |                         |                         | 1,093.20                   | 1,093.20               |
| TIPPAH        |                         |                         | 4,333.79                   | 4,333.79               |
| TISHOMINGO    |                         |                         | 6,056.06                   | 6,056.06               |
| TUNICA        |                         |                         | 94.60                      | 94.60                  |
| UNION         |                         |                         | 2,684.59                   | 2,684.59               |
| WALTHALL      | 161,672.43              | 5,786.02                | 7,498.78                   | 174,957.23             |
| WARREN        | 150,097.81              | 84,011.53               | 10,734.83                  | 244,844.17             |
| WASHINGTON    |                         |                         | 2,415.78                   | 2,415.78               |
| WAYNE         | 273,608.20              | 628,028.07              | 21,312.28                  | 922,948.55             |
| WEBSTER       |                         |                         | 6,617.00                   | 6,617.00               |
| WILKINSON     | 133,278.54              | 149,935.16              | 14,070.64                  | 297,284.34             |
| WINSTON       |                         |                         | 12,670.65                  | 12,670.65              |
| YALOBUSHA     |                         |                         | 5,248.60                   | 5,248.60               |
| YAZOO         | 46,071.81               | 270,553.61              | 3,619.04                   | 320,244.46             |
| <b>TOTAL</b>  | <b>\$8,794,329.10</b>   | <b>\$5,756,930.11</b>   | <b>\$738,759.93</b>        | <b>\$15,290,019.14</b> |



**PETROLEUM  
TAX**

**AUTOMOTIVE GASOLINE TAX COLLECTIONS**  
**TAX COLLECTED ON GASOLINE 18 CENTS**  
**FISCAL YEAR ENDING JUNE 30, 2004**

|              | <b>GROSS<br/>GALLONS</b> | <b>EXEMPT<br/>SALES</b> | <b>2%<br/>ALLOWANCE</b> | <b>NET<br/>TAXABLE<br/>GALLONS</b> | <b>TAX</b>           | <b>PENALTY</b>   | <b>GOVERNMENT<br/>EXEMPTIONS</b> | <b>CREDIT</b>      | <b>TOTAL<br/>COLLECTIONS</b> |
|--------------|--------------------------|-------------------------|-------------------------|------------------------------------|----------------------|------------------|----------------------------------|--------------------|------------------------------|
| <b>2003</b>  |                          |                         |                         |                                    |                      |                  |                                  |                    |                              |
| July         | 290,404,406              | 151,699,742             | 2,774,094               | 135,930,570                        | \$24,467,503         | \$412            | \$125,885                        | \$581,848          | \$23,760,182                 |
| August       | 360,518,688              | 220,233,804             | 2,805,698               | 137,479,187                        | 24,746,254           | 344              | 226,556                          | 21,434             | 24,498,608                   |
| September    | 325,959,455              | 191,813,638             | 2,682,921               | 133,508,715                        | 23,643,267           | 581              | 24,071                           | 114,565            | 23,505,212                   |
| October      | 340,230,520              | 195,756,495             | 2,928,896               | 143,468,886                        | 25,844,399           | 66,758           | 222,296                          | 6,093              | 25,682,769                   |
| November     | 399,644,255              | 252,202,368             | 3,000,784               | 141,259,190                        | 25,426,766           | 485              | 137,291                          | 611,031            | 24,678,929                   |
| December     | 253,588,851              | 132,287,794             | 2,426,017               | 118,875,045                        | 21,360,811           | 278              | 130,610                          | 317,927            | 20,912,553                   |
| <b>2004</b>  |                          |                         |                         |                                    |                      |                  |                                  |                    |                              |
| January      | 366,332,235              | 207,829,512             | 3,170,054               | 155,333,567                        | 27,960,042           | 83,897           | 153,183                          | 1,062,920          | 26,827,836                   |
| February     | 355,867,567              | 227,054,174             | 2,576,271               | 126,040,667                        | 22,507,614           | (275)            | 96,471                           | 46,551             | 22,364,317                   |
| March        | 320,527,604              | 183,541,143             | 2,727,680               | 133,209,274                        | 24,093,406           | (61,489)         | 114,987                          | 683,357            | 23,233,573                   |
| April        | 345,184,010              | 189,719,414             | 3,172,810               | 152,355,303                        | 27,418,236           | 30,105           | 244,199                          | 538,277            | 26,665,865                   |
| May          | 337,178,505              | 177,973,641             | 2,876,974               | 140,971,766                        | 25,360,245           | 12,362           | 207,032                          | 215,254            | 25,270,870                   |
| June         | 304,381,927              | 178,384,637             | 2,812,427               | 138,738,443                        | 24,647,044           | (737)            | 70,014                           | 622,239            | 24,079,140                   |
| <b>Total</b> | <b>3,999,818,023</b>     | <b>2,308,496,362</b>    | <b>33,954,626</b>       | <b>1,657,170,613</b>               | <b>\$297,475,587</b> | <b>\$132,721</b> | <b>\$1,752,593</b>               | <b>\$4,821,495</b> | <b>\$291,479,855</b>         |

**SPECIAL FUEL TAX COLLECTIONS  
SPECIAL FUEL DISTRIBUTORS  
FISCAL YEAR ENDING JUNE 30, 2004**

|              | <b>DYED DIESEL<br/>&amp; KEROSENE<br/>(5.75 CENTS)</b> |                    | <b>FUEL OIL<br/>(5.75 CENTS)</b> |                 | <b>UNDYED DIESEL FUEL<br/>(18 CENTS)</b> |                      | <b>JET FUEL<br/>(5.25 CENTS)</b> |                    | <b>DYED DIESEL FUEL<br/>(12.25 CENTS)</b> |                  | <b>PENALTY</b>  | <b>GOVERNMENT<br/>EXEMPTIONS</b> | <b>CREDIT<br/>UNDYED<br/>DIESEL FUEL</b> | <b>AUTHORIZED<br/>CREDITS</b> | <b>TOTAL</b>         |
|--------------|--|--------------------|----------------------------------|-----------------|--|----------------------|----------------------------------|--------------------|---|------------------|-----------------|----------------------------------|--|-------------------------------|----------------------|
|              | <b>GALLONS</b>   | <b>TAX</b>         | <b>GALLONS</b>                   | <b>TAX</b>      | <b>GALLONS</b>                           | <b>TAX</b>           | <b>GALLONS</b>                   | <b>TAX</b>         | <b>GALLONS</b>                            | <b>TAX</b>       |                 |                                  |  |                               |                      |
| <b>2003</b>  |  |                    |                                  |                 |  |                      |                                  |                    |   |                  |                 |                                  |  |                               |                      |
| July         | 11,386,978   | \$654,605          | 3,088,636                        | \$177,597       | 50,485,307                               | \$9,141,355          | 2,102,723                        | \$107,212          | 375,834                                   | \$46,040         | \$299           | \$15,483                         | \$37,391                                 | \$4,532                       | \$10,069,701         |
| August       | 13,862,129   | 797,072            | 0                                | 0               | 49,131,886                               | 8,897,739            | 2,340,516                        | 126,033            | 418,067                                   | 51,041           | 765             | 78,890                           | 45,415                                   | 21,333                        | 9,727,013            |
| September    | 12,420,641   | 713,734            | 925,552                          | 53,219          | 51,463,886                               | 9,263,493            | 3,782,466                        | 198,579            | 415,909                                   | 50,949           | 2,484           | 88,752                           | 45,745                                   | 119,711                       | 10,028,250           |
| October      | 12,896,416   | 741,688            | 4,763,784                        | 273,918         | 52,357,424                               | 9,424,336            | 666,625                          | 34,998             | 657,826                                   | 80,584           | 6,453           | 149,183                          | 54,091                                   | 32,353                        | 10,326,349           |
| November     | 13,378,444   | 769,261            | (9,002,257)                      | (517,630)       | 59,182,728                               | 10,652,891           | 2,144,103                        | 112,565            | 536,309                                   | 65,698           | 428             | 128,064                          | 46,070                                   | 11,033                        | 10,898,046           |
| December     | 9,105,973  | 523,594            | 2,072,901                        | 119,192         | 46,835,307                               | 7,193,971            | 1,821,706                        | 95,640             | 302,363                                   | 37,040           | 100             | 68,723                           | 14,486                                   | 22,923                        | 7,863,405            |
| <b>2004</b>  |  |                    |                                  |                 |  |                      |                                  |                    |   |                  |                 |                                  |  |                               |                      |
| January      | 7,119,742  | 410,182            | (1,523,052)                      | (87,575)        | 50,093,592                               | 10,253,231           | 2,407,356                        | 126,386            | 261,919                                   | 32,085           | 3,182           | 136,814                          | 15,152                                   | 27,114                        | 9,332,027            |
| February     | 5,718,506  | 328,814            | 217,242                          | 12,491          | 41,766,438                               | 7,518,615            | 1,898,433                        | 99,668             | 269,722                                   | 33,041           | 715             | 100,390                          | 9,102                                    | 7,891                         | 7,875,961            |
| March        | 5,705,045  | 328,040            | 7,900                            | 454             | 55,441,465                               | 9,979,464            | 1,958,511                        | 102,822            | 303,525                                   | 37,182           | 480             | 64,353                           | 12,468                                   | 44,388                        | 10,327,232           |
| April        | 11,881,885   | 683,208            | 8,200                            | 472             | 53,914,587                               | 9,704,626            | 2,649,578                        | 139,103            | 344,175                                   | 42,161           | 441,155         | 114,219                          | 69,994                                   | 140,533                       | 10,685,980           |
| May          | 11,686,757   | 671,989            | 6,695                            | 385             | 54,906,096                               | 9,885,599            | 2,133,007                        | 111,983            | 298,822                                   | 36,606           | (436,569)       | 83,232                           | 30,299                                   | (84,363)                      | 10,760,404           |
| June         | 10,342,907   | 594,726            | 60,773                           | 3,494           | 55,875,861                               | 10,055,172           | 2,722,422                        | 141,496            | 317,393                                   | 39,052           | (564)           | 283,092                          | 25,775                                   | 16,521                        | 10,507,989           |
| <b>Total</b> | <b>125,505,423</b>                                     | <b>\$7,216,912</b> | <b>626,374</b>                   | <b>\$36,016</b> | <b>621,454,577</b>                       | <b>\$111,970,492</b> | <b>26,627,446</b>                | <b>\$1,396,485</b> | <b>4,501,864</b>                          | <b>\$551,479</b> | <b>\$18,927</b> | <b>\$1,311,194</b>               | <b>\$405,988</b>                         | <b>\$363,971</b>              | <b>\$118,402,356</b> |

**SPECIAL FUEL TAX COLLECTIONS  
CONTRACTOR'S DIRECT PAY PERMITS  
FISCAL YEAR ENDING JUNE 30, 2004**

|              | <b>DYED DIESEL<br/>&amp; KEROSENE<br/>(5.75 CENTS)</b> |                  | <b>FUEL OIL<br/>(5.75 CENTS)</b> |                | <b>UNDYED DIESEL FUEL<br/>(18 CENTS)</b> |                  | <b>DYED DIESEL FUEL<br/>(12.25 CENTS)</b> |                  | <b>PENALTY</b> | <b>CREDIT<br/>UNDYED<br/>DIESEL FUEL</b> | <b>AUTHORIZED<br/>CREDITS</b> | <b>TOTAL</b>     |
|--------------|--|------------------|----------------------------------|----------------|--|------------------|---|------------------|----------------|--|-------------------------------|------------------|
|              | <b>GALLONS</b>   | <b>TAX</b>       | <b>GALLONS</b>                   | <b>TAX</b>     | <b>GALLONS</b>                           | <b>TAX</b>       | <b>GALLONS</b>                            | <b>TAX</b>       |                |  |                               |                  |
| <b>2003</b>  |  |                  |                                  |                |  |                  |   |                  |                |  |                               |                  |
| July         | 341,175  | \$19,618         | 0                                | \$0            | 39,003                                   | \$7,021          | 230,178                                   | \$28,197         | \$0            | \$12,523                                 |                               | \$42,312         |
| August       | 548,056  | 31,513           | 23,165                           | 1,332          | 123,426                                  | 22,217           | 338,126                                   | 41,420           | 5              | 30,090                                   | 9,997                         | 56,401           |
| September    | 480,485  | 27,628           | 0                                | 0              | 111,499                                  | 20,070           | 296,801                                   | 36,358           | 557            | 25,656                                   | 8,871                         | 50,086           |
| October      | 493,293  | 28,364           | 0                                | 0              | 94,241                                   | 16,963           | 306,368                                   | 37,530           | 0              | 23,414                                   | 11,188                        | 48,256           |
| November     | 599,974  | 34,499           | 0                                | 0              | 33,700                                   | 6,066            | 394,810                                   | 48,364           | 1,257          | 19,730                                   | 0                             | 70,456           |
| December     | 362,634  | 20,851           | 0                                | 0              | 27,439                                   | 4,939            | 323,723                                   | 39,656           | 1,917          | 13,581                                   | 0                             | 53,783           |
| <b>2004</b>  |  |                  |                                  |                |  |                  |   |                  |                |  |                               |                  |
| January      | 315,161  | 18,122           | 8,581                            | 493            | 292,143                                  | 52,586           | 206,031                                   | 25,239           | 0              | 33,921                                   | 29,694                        | 32,825           |
| February     | 183,273  | 10,538           | 0                                | 0              | 46,065                                   | 8,292            | 206,101                                   | 25,247           | 0              | 6,508                                    | 2,279                         | 35,290           |
| March        | 85,342   | 4,907            | 0                                | 0              | 46,249                                   | 8,325            | 109,380                                   | 13,399           | 0              | 5,509                                    | 3,764                         | 17,358           |
| April        | 399,605  | 26,472           | 0                                | 0              | 86,240                                   | 15,523           | 311,750                                   | 38,189           | 4,140          | 22,029                                   | 5,659                         | 56,636           |
| May          | 374,436  | 21,530           | 0                                | 0              | 117,996                                  | 21,239           | 293,147                                   | 35,911           | 0              | 21,484                                   | 7,178                         | 50,017           |
| June         | 440,095  | 25,305           | 0                                | 0              | 91,320                                   | 16,438           | 277,978                                   | 34,052           | 0              | 23,173                                   | 9,656                         | 42,966           |
| <b>Total</b> | <b>4,623,529</b>                                       | <b>\$269,347</b> | <b>31,746</b>                    | <b>\$1,825</b> | <b>1,109,321</b>                         | <b>\$199,678</b> | <b>3,294,393</b>                          | <b>\$403,563</b> | <b>\$7,876</b> | <b>\$237,619</b>                         | <b>\$88,286</b>               | <b>\$556,386</b> |

52



**TAX COLLECTED ON  
LIQUEFIED COMPRESSED GAS FOR HIGHWAY USE  
FISCAL YEAR ENDING JUNE 30, 2004**

53

**2003**

July  
August  
September  
October  
November  
December

**2004**

January  
February  
March  
April  
May  
June

**Total**

|              | 16-3/4 CENT TAX |                 | 18 CENT TAX  |                | TOTAL TAX COLLECTED | PENALTY      | GOVERNMENTAL EXEMPTIONS | CREDIT         | TOTAL COLLECTIONS |
|--------------|-----------------|-----------------|--------------|----------------|---------------------|--------------|-------------------------|----------------|-------------------|
|              | GALLONS         | AMOUNT          | TAXABLE CCF  | AMOUNT         |                     |              |                         |                |                   |
| July         | \$7,986         | \$1,338         | \$41         | \$7            | \$1,345             | \$181        | \$204                   | \$61           | \$1,262           |
| August       | 4,488           | 752             | 117          | 21             | 773                 | 10           | 36                      | 19             | 728               |
| September    | 22,365          | 3,746           | 45           | 8              | 3,754               | 0            | 591                     | 60             | 3,103             |
| October      | 31,655          | 5,302           | 87           | 16             | 5,318               | 0            | 892                     | 151            | 4,275             |
| November     | 26,469          | 4,454           | 86           | 15             | 4,469               | 70           | 709                     | 0              | 3,830             |
| December     | 5,605           | 939             | 0            | 0              | 939                 | 0            | 196                     | 62             | 681               |
| January      | 20,277          | 3,396           | 2,264        | 408            | 3,804               | 4            | 508                     | 158            | 3,142             |
| February     | 23,401          | 3,920           | 4,106        | 739            | 4,659               | 268          | 760                     | 200            | 3,968             |
| March        | 31,426          | 5,264           | 51           | 9              | 5,273               | 194          | 903                     | 15             | 4,549             |
| April        | 28,567          | 4,785           | 87           | 16             | 4,801               | 240          | 775                     | 315            | 3,950             |
| May          | 27,216          | 4,559           | 53           | 10             | 4,568               | 10           | 775                     | 0              | 3,803             |
| June         | 21,128          | 3,539           | 118          | 21             | 3,560               | 0            | 587                     | 0              | 0                 |
| <b>Total</b> | <b>250,583</b>  | <b>\$41,993</b> | <b>7,055</b> | <b>\$1,270</b> | <b>\$43,262</b>     | <b>\$977</b> | <b>\$6,936</b>          | <b>\$1,041</b> | <b>\$33,289</b>   |

**TAX ON AVIATION GASOLINE 6.4 CENTS PER GALLON  
FISCAL YEAR ENDING JUNE 30, 2004**

|                    | <b>GROSS<br/>GALLONS</b> | <b>EXEMPT<br/>SALES</b> | <b>2%<br/>ALLOWANCE</b> | <b>NET<br/>TAXABLE<br/>GALLONS</b> | <b>TAX</b>      | <b>PENALTY</b> | <b>GOVERNMENTAL<br/>EXEMPTIONS</b> | <b>CREDIT</b>  | <b>TOTAL<br/>COLLECTIONS</b> |
|--------------------|--------------------------|-------------------------|-------------------------|------------------------------------|-----------------|----------------|------------------------------------|----------------|------------------------------|
| <b><u>2003</u></b> |                          |                         |                         |                                    |                 |                |                                    |                |                              |
| July               | 470,612                  | 418,468                 | 1,042                   | 51,102                             | \$3,270         | \$0            | \$579                              | \$363          | \$2,329                      |
| August             | 468,014                  | 0                       | 9,360                   | 458,654                            | 29,354          | 0              | 178                                | 0              | 29,175                       |
| September          | (339,656)                | 0                       | (6,793)                 | (332,863)                          | (21,303)        | 0              | 110                                | 0              | (21,413)                     |
| October            | (2,176,442)              | 546,862                 | (54,464)                | (2,668,840)                        | (170,806)       | 0              | 2,296                              | 0              | (173,102)                    |
| November           | 1,281,493                | 189,597                 | 21,838                  | 1,070,058                          | 68,484          | 0              | 485                                | 0              | 67,999                       |
| December           | 287,723                  | 258,602                 | 582                     | 65,236                             | 1,826           | 0              | 22                                 | 0              | 1,805                        |
| <b><u>2004</u></b> |                          |                         |                         |                                    |                 |                |                                    |                |                              |
| January            | 262,680                  | 68,411                  | 3,884                   | 190,385                            | 12,185          | 0              | 44                                 | 0              | 12,141                       |
| February           | 666,505                  | 321,472                 | 6,900                   | 338,133                            | 21,640          | 651            | 902                                | 0              | 21,390                       |
| March              | 618,374                  | 284,632                 | 6,674                   | 318,622                            | 20,932          | (541)          | 1,004                              | 0              | 19,387                       |
| April              | 394,653                  | 459,876                 | (152)                   | (38,295)                           | (2,451)         | 1,428          | (510)                              | 0              | (513)                        |
| May                | 835,057                  | 222,225                 | 11,866                  | 574,953                            | 36,797          | (1,428)        | 101                                | 152            | 35,116                       |
| June               | 366,632                  | 115,846                 | 4,882                   | 209,075                            | 35,470          | 143            | 453                                | 5,978          | 12,155                       |
| <b>Total</b>       | <b>3,135,645</b>         | <b>2,885,991</b>        | <b>5,619</b>            | <b>236,220</b>                     | <b>\$35,399</b> | <b>\$253</b>   | <b>\$5,663</b>                     | <b>\$6,493</b> | <b>\$6,469</b>               |

**NATURAL GAS, COMPRESSED GAS, LOCOMOTIVE FUEL USERS**  
**FISCAL YEAR ENDING JUNE 30, 2004**

|   | <b>JULY<br/>2003</b> | <b>AUGUST<br/>2003</b> | <b>SEPTEMBER<br/>2003</b> | <b>OCTOBER<br/>2003</b> | <b>NOVEMBER<br/>2003</b> | <b>DECEMBER<br/>2003</b> | <b>JANUARY<br/>2004</b> | <b>FEBRUARY<br/>2004</b> | <b>MARCH<br/>2004</b> | <b>APRIL<br/>2004</b> | <b>MAY<br/>2004</b> | <b>JUNE<br/>2004</b> | <b>TOTAL<br/>COLLECTIONS</b> |
|---|----------------------|------------------------|---------------------------|-------------------------|--------------------------|--------------------------|-------------------------|--------------------------|-----------------------|-----------------------|---------------------|----------------------|------------------------------|
| Natural Gas Used 3 Cents/MCF            | 2,829,243            | 2,103,838              | 1,621,878                 | 1,611,155               | 1,610,324                | 1,264,273                | 2,546,839               | 3,170,496                | 3,264,189             | 2,582,484             | 1,990,696           | 2,089,056            | 26,684,471                   |
| Tax on Natural Gas 3 Cents/MCF          | \$84,877             | \$63,115               | \$48,656                  | \$48,335                | \$48,310                 | \$37,928                 | \$76,403                | \$95,115                 | \$97,926              | \$77,475              | \$59,721            | \$62,672             | \$800,532                    |
| Natural Gas Used 12 Cents/MCF           | 79,553               | 148,438                | 96,663                    | 123,647                 | 96,640                   | 127,158                  | 350,918                 | 106,443                  | 209,246               | 145,993               | 138,411             | 145,880              | 1,768,990                    |
| Tax on Natural Gas 12 Cents/MCF         | \$9,546              | \$17,813               | \$11,600                  | \$14,838                | \$11,597                 | \$15,259                 | \$42,110                | \$12,773                 | \$25,109              | \$17,519              | \$16,609            | \$17,506             | \$212,279                    |
| Compressed Gas Used 1/2 Cent Gallon     | (636)                | 21,886                 | 10,728                    | 48,208                  | 9,410                    | 46,286                   | 39,824                  | 22                       | 7,838                 | 13,162                | 14,426              | 138,212              | 349,366                      |
| Tax on Compressed Gas 1/2 Cent Gallon   | (\$3.18)             | \$109.43               | \$53.64                   | \$241.04                | \$47.05                  | \$231.43                 | \$199.12                | \$0.11                   | \$39.19               | \$65.81               | \$71.23             | \$691.06             | \$1,745.93                   |
| Compressed Gas Used 2 Cents Gallon      | 15,365               | 19,672                 | 12,739                    | 19,236                  | 7,944                    | 13,466                   | 20,662                  | 10,274                   | 24,604                | 10,811                | 15,018              | 12,843               | 182,634                      |
| Tax on Compressed Gas 2 Cents Gallon    | \$307.29             | \$393.41               | \$254.78                  | \$384.70                | \$158.86                 | \$269.32                 | \$413.24                | \$205.47                 | \$492.06              | \$216.22              | \$300.35            | \$256.84             | \$3,652.54                   |
| Locomotive Fuel Used 3/4 Cents Gallon   | 2,568,768            | 916,364                | 2,039,885                 | 1,182,915               | 1,686,606                | 2,546,150                | 696,614                 | 2,597,236                | 1,676,317             | 2,025,022             | 1,765,602           | 2,568,351            | 22,269,830                   |
| Tax on Locomotive Fuel 3/4 Cents Gallon | \$19,266             | \$6,873                | \$15,299                  | \$8,872                 | \$12,650                 | \$19,096                 | \$5,225                 | \$19,479                 | \$12,572              | \$15,188              | \$13,242            | \$19,263             | \$167,024                    |
| <b>Total Tax</b>                        | \$113,994            | \$88,303               | \$75,863                  | \$72,670                | \$72,762                 | \$72,784                 | \$124,350               | \$127,573                | \$136,139             | \$110,463             | \$89,944            | \$100,388            | \$1,185,232                  |
| Penalty                                 | 51                   | 10                     | 162                       | 88                      | 58                       | 51                       | 2,204                   | 11                       | 195                   | 236                   | 58                  | 72                   | 3,198                        |
| Credit                                  | 18                   | 2                      | 960                       | 0                       | 1                        | 0                        | 9,357                   | 2,947                    | 708                   | 0                     | 0                   | 1                    | 13,993                       |
| <b>Total Collections</b>                | <b>\$114,027</b>     | <b>\$88,311</b>        | <b>\$75,066</b>           | <b>\$72,758</b>         | <b>\$72,819</b>          | <b>\$72,835</b>          | <b>\$117,197</b>        | <b>\$124,637</b>         | <b>\$135,626</b>      | <b>\$110,700</b>      | <b>\$90,002</b>     | <b>\$100,459</b>     | <b>\$1,174,437</b>           |

**TAX COLLECTED ON COMPRESSED GAS  
FISCAL YEAR ENDING JUNE 30, 2004**

|                    | <b>TAXABLE<br/>GALLONS</b> | <b>TAX<br/>(.35 CENTS)</b> | <b>DECAL<br/>FEES</b> |
|--------------------|----------------------------|----------------------------|-----------------------|
| <b><u>2003</u></b> |                            |                            |                       |
| July               | 6,243,655                  | \$21,853                   | \$34,549              |
| August             | 8,531,776                  | \$29,861                   | \$24,668              |
| September          | 8,098,810                  | \$28,346                   | \$21,395              |
| October            | 15,758,018                 | \$55,153                   | \$46,624              |
| November           | 15,450,842                 | \$54,078                   | \$810                 |
| December           | 9,543,714                  | \$33,403                   | \$4,980               |
| <b><u>2004</u></b> |                            |                            |                       |
| January            | 29,618,181                 | \$103,664                  | \$9,035               |
| February           | 24,926,894                 | \$87,244                   | \$13,359              |
| March              | 23,160,921                 | \$81,063                   | \$10,782              |
| April              | 11,557,306                 | \$40,451                   | \$9,055               |
| May                | 6,542,683                  | \$22,899                   | \$57,348              |
| June               | 5,084,676                  | \$17,796                   | \$12,587              |
| <b>Total</b>       | <b>164,517,476</b>         | <b>\$575,811</b>           | <b>\$245,192</b>      |

**TAX COLLECTED ON CRANKCASE LUBRICATING OIL 8 CENTS  
FISCAL YEAR ENDING JUNE 30, 2004**

|                    | <b>NET<br/>TAXABLE<br/>GALLONS</b> | <b>TAX</b>         | <b>PENALTY</b> | <b>CREDIT</b>  | <b>TOTAL<br/>COLLECTIONS</b> |
|--------------------|------------------------------------|--------------------|----------------|----------------|------------------------------|
| <b><u>2003</u></b> |                                    |                    |                |                |                              |
| July               | 1,212,641                          | \$97,011           | \$10           | \$190          | \$96,831                     |
| August             | 1,297,054                          | 103,764            | 630            | 125            | 104,269                      |
| September          | 1,127,409                          | 90,192             | 3              | 223            | 89,972                       |
| October            | 1,207,069                          | 97,526             | 291            | 269            | 97,547                       |
| November           | 1,337,158                          | 106,972            | 6              | 0              | 106,978                      |
| December           | 930,838                            | 74,467             | 2              | 131            | 74,338                       |
| <b><u>2004</u></b> |                                    |                    |                |                |                              |
| January            | 1,138,440                          | 91,075             | 0              | 107            | 90,968                       |
| February           | 1,166,840                          | 93,347             | 0              | 0              | 93,347                       |
| March              | 1,199,779                          | 95,982             | 10             | 338            | 95,654                       |
| April              | 1,374,574                          | 109,966            | 10             | 103            | 109,873                      |
| May                | 1,230,083                          | 98,406             | 2              | 186            | 98,151                       |
| June               | 1,110,534                          | 88,842             | 187            | 449            | 88,581                       |
| <b>Total</b>       | <b>14,332,419</b>                  | <b>\$1,147,549</b> | <b>\$1,151</b> | <b>\$2,120</b> | <b>\$1,146,509</b>           |

**ENVIRONMENTAL PROTECTION FEES COLLECTED**  
**(COLLECTED AT 4/10 CENTS PER GALLON)**  
**FISCAL YEAR ENDING JUNE 30, 2004**

|                           | <b>JULY<br/>2003</b> | <b>AUGUST<br/>2003</b> | <b>SEPTEMBER<br/>2003</b> | <b>OCTOBER<br/>2003</b> | <b>NOVEMBER<br/>2003</b> | <b>DECEMBER<br/>2003</b> | <b>JANUARY<br/>2004</b> | <b>FEBRUARY<br/>2004</b> | <b>MARCH<br/>2004</b> | <b>APRIL<br/>2004</b> | <b>MAY<br/>2004</b> | <b>JUNE<br/>2004</b> | <b>TOTAL<br/>COLLECTIONS</b> |
|---------------------------|----------------------|------------------------|---------------------------|-------------------------|--------------------------|--------------------------|-------------------------|--------------------------|-----------------------|-----------------------|---------------------|----------------------|------------------------------|
| Auto Gasoline Gallons     | 140,913,190          | 149,337,041            | 138,095,412               | 125,425,544             | 133,974,174              | 139,319,861              | 141,463,912             | 126,158,804              | 133,050,632           | 149,048,350           | 135,110,193         | 149,325,531          | 1,661,222,644                |
| Fees on Auto Gasoline     | \$563,653            | \$597,348              | \$552,381                 | \$501,702               | \$535,897                | \$557,279                | \$565,855               | \$504,635                | \$532,202             | \$596,193             | \$540,441           | \$597,302            | \$6,644,888                  |
| Aviation Gasoline Gallons | 528,215              | 333,348                | 2,300,515                 | 1,029,021               | 2,286,941                | 188,989                  | 165,820                 | 960,802                  | 154,074               | 736,293               | 547,523             | 263,631              | 9,495,172                    |
| Fees on Aviation Gasoline | \$2,113              | \$1,333                | \$9,202                   | \$4,116                 | \$9,148                  | \$756                    | \$663                   | \$3,843                  | \$616                 | \$2,945               | \$2,190             | \$1,055              | \$37,981                     |
| Diesel & Kerosene Gallons | 83,031,951           | 72,980,359             | 69,312,882                | 77,511,950              | 70,638,301               | 63,089,323               | 65,093,770              | 53,600,388               | 64,398,586            | 72,688,256            | 69,374,958          | 71,767,940           | 833,488,664                  |
| Fees on Diesel & Kerosene | \$332,128            | \$291,921              | \$277,251                 | \$310,052               | \$282,553                | \$252,357                | \$260,375               | \$214,401                | \$257,594             | \$290,753             | \$277,500           | \$287,072            | \$3,333,956                  |
| Fuel Oil Gallons          | 202,214              | 145,823                | 453,244                   | 1,210,059               | 3,350,224                | 857,743                  | 137,151                 | 395,579                  | 124,925               | 80,823                | 85,363              | 197,063              | 7,240,211                    |
| Fees on Fuel Oil          | \$809                | \$583                  | \$1,813                   | \$4,840                 | \$13,401                 | \$3,431                  | \$549                   | \$1,582                  | \$500                 | \$323                 | \$341               | \$788                | \$28,961                     |
| Jet Fuel Gallons          | 5,757,533            | 4,435,921              | 1,513,004                 | 1,942,155               | 2,014,760                | 1,829,045                | 1,940,801               | 1,730,905                | 1,805,322             | 2,583,447             | 1,357,436           | (7,166,506)          | 19,743,823                   |
| Fees on Jet Fuel          | \$23,030             | \$17,744               | \$6,052                   | \$7,765                 | \$8,059                  | \$7,316                  | \$7,763                 | \$6,924                  | \$7,221               | \$10,334              | \$5,430             | (\$28,666)           | \$78,971                     |
| <b>Total Fees</b>         | <b>\$921,732</b>     | <b>\$908,929</b>       | <b>\$846,700</b>          | <b>\$828,475</b>        | <b>\$849,057</b>         | <b>\$821,139</b>         | <b>\$835,205</b>        | <b>\$731,386</b>         | <b>\$798,134</b>      | <b>\$900,548</b>      | <b>\$825,902</b>    | <b>\$857,550</b>     | <b>\$10,124,757</b>          |
| Penalty                   | \$0                  | \$47                   | \$231                     | \$576                   | \$498                    | \$13                     | \$18                    | \$19                     | \$109                 | \$12                  | \$0                 | \$824                | \$2,348                      |
| Credit                    | \$6,373              | \$10,983               | \$5,920                   | \$2,732                 | \$6,076                  | \$5,104                  | \$4,344                 | \$2,016                  | \$3,061               | \$4,304               | \$11,832            | \$10,802             | \$73,546                     |
| <b>Total Collections</b>  | <b>\$915,359</b>     | <b>\$897,993</b>       | <b>\$841,011</b>          | <b>\$826,319</b>        | <b>\$843,480</b>         | <b>\$816,049</b>         | <b>\$830,879</b>        | <b>\$729,388</b>         | <b>\$795,182</b>      | <b>\$896,257</b>      | <b>\$814,070</b>    | <b>\$847,572</b>     | <b>\$10,053,559</b>          |

**SEAWALL TAX COLLECTIONS  
FISCAL YEAR ENDING JUNE 30, 2004**

**2003**

July  
August  
September  
October  
November  
December

| <b>HARRISON COUNTY</b> |                    |
|------------------------|--------------------|
| <b>GALLONS</b>         | <b>TAX</b>         |
| 10,800,660             | \$324,020          |
| 10,634,284             | 319,029            |
| 11,282,117             | 338,042            |
| 9,305,339              | 279,160            |
| 10,153,729             | 312,166            |
| 9,846,120              | 287,184            |
|                        |                    |
| <b>121,042,566</b>     | <b>\$3,629,745</b> |

**2004**

January  
February  
March  
April  
May  
June

| <b>JACKSON COUNTY</b> |                    |
|-----------------------|--------------------|
| <b>GALLONS</b>        | <b>TAX</b>         |
| 4,743,370             | \$139,376          |
| 5,312,459             | 157,551            |
| 4,718,089             | 140,468            |
| 5,653,675             | 166,850            |
| 4,914,205             | 142,711            |
| 4,935,400             | 139,287            |
|                       |                    |
| <b>61,685,816</b>     | <b>\$1,823,896</b> |

| <b>HANCOCK COUNTY</b> |                  |
|-----------------------|------------------|
| <b>GALLONS</b>        | <b>TAX</b>       |
| 1,863,025             | \$55,891         |
| 2,088,225             | 62,647           |
| 1,852,186             | 55,542           |
| 1,690,611             | 50,718           |
| 1,813,121             | 54,394           |
| 1,742,182             | 52,265           |
|                       |                  |
| <b>21,761,244</b>     | <b>\$662,066</b> |

**Total**

**INTERNATIONAL FUEL TAX AGREEMENT COLLECTIONS  
FISCAL YEAR ENDING JUNE 30, 2004**

|                    | <b>DIESEL FUEL</b>  |                      | <b>GASOLINE</b> |                  | <b>CNG</b>     |                | <b>PENALTY &amp;<br/>INTEREST</b> | <b>ADJUSTMENTS</b> | <b>AUDITS</b>    | <b>TOTAL</b>         |
|--------------------|---------------------|----------------------|-----------------|------------------|----------------|----------------|-----------------------------------|--------------------|------------------|----------------------|
|                    | <b>GALLONS</b>      | <b>AMOUNT</b>        | <b>GALLONS</b>  | <b>AMOUNT</b>    | <b>GALLONS</b> | <b>AMOUNT</b>  |                                   |                    |                  |                      |
| <b><u>2003</u></b> |                     |                      |                 |                  |                |                |                                   |                    |                  |                      |
| July               | (739,040)           | (\$126,387)          | (772)           | (\$139)          | \$4,384        | \$745          | \$1,972                           | (\$353)            | \$28,686         | (\$95,476)           |
| August             | (1,334,619)         | (246,532)            | (274)           | (49)             | 0              | 0              | 4,171                             | (17)               | 8,088            | (234,339)            |
| September          | (5,583,291)         | (1,007,094)          | (8,615)         | (1,538)          | 2,896          | 492            | 3,911                             | 184,767            | (2,892)          | (822,354)            |
| October            | (1,835,478)         | (363,934)            | (1,278)         | (236)            | 78             | 13             | 3,704                             | (127)              | 6,145            | (354,435)            |
| November           | (3,008,314)         | (567,492)            | (37)            | (7)              | 0              | 0              | 1,626                             | (7,074)            | 419              | (572,528)            |
| December           | (6,152,634)         | (1,103,632)          | (389)           | (70)             | 1,353          | 230            | 2,596                             | (878)              | 2,634            | (1,099,120)          |
| <b><u>2004</u></b> |                     |                      |                 |                  |                |                |                                   |                    |                  |                      |
| January            | (2,023,012)         | (505,400)            | (2,669)         | (480)            | 79             | 13             | 3,986                             | (92)               | 24,033           | (477,940)            |
| February           | (2,061,125)         | (368,793)            | (211)           | (38)             | 0              | 0              | 1,562                             | 7,140              | 66               | (360,062)            |
| March              | (6,106,595)         | (1,100,242)          | (5,327)         | (959)            | 1,359          | 231            | (342)                             | (3,330)            | 42,810           | (1,061,832)          |
| April              | (488,903)           | (85,835)             | (244)           | (37)             | 2,231          | 379            | 37,662                            | 1,025              | 7,261            | (39,545)             |
| May                | (2,729,329)         | (534,977)            | (3,025)         | (553)            | (159)          | (27)           | (29,715)                          | 10,594             | 2,760            | (551,918)            |
| June               | (8,262,488)         | (1,493,524)          | (5,728)         | (1,031)          | 5,428          | 923            | 2,853                             | (143,726)          | 1,135            | (1,633,371)          |
| <b>Total</b>       | <b>(40,324,828)</b> | <b>(\$7,503,842)</b> | <b>(28,569)</b> | <b>(\$5,139)</b> | <b>17,649</b>  | <b>\$3,000</b> | <b>\$33,985</b>                   | <b>\$47,930</b>    | <b>\$121,145</b> | <b>(\$7,302,920)</b> |

## PETROLEUM TAX DISTRIBUTION TO COUNTIES

| COUNTY          | Fiscal Year Ending June 30, 2004 |              |           |           | Fiscal Year Ending June 30, 2003 |              |           |           |
|-----------------|----------------------------------|--------------|-----------|-----------|----------------------------------|--------------|-----------|-----------|
|                 | MUNICIPAL SHARE                  | COUNTY SHARE | SURPLUS   | TOTAL     | MUNICIPAL SHARE                  | COUNTY SHARE | SURPLUS   | TOTAL     |
| ADAMS           | \$8,078                          | \$181,922    | \$299,127 | \$489,127 | \$8,078                          | \$181,922    | \$290,366 | \$480,366 |
| ALCORN          | 8,325                            | 181,675      | 288,518   | 478,518   | 8,325                            | 181,675      | 280,068   | 470,068   |
| AMITE           | 1,156                            | 188,844      | 285,533   | 475,533   | 1,156                            | 188,844      | 277,170   | 467,170   |
| ATTALA          | 4,060                            | 185,940      | 305,268   | 495,268   | 4,060                            | 185,940      | 296,327   | 486,327   |
| BENTON          | 811                              | 189,189      | 207,922   | 397,922   | 811                              | 189,189      | 201,832   | 391,832   |
| BOLIVAR         | 10,800                           | 158,707      | 396,380   | 565,887   | 10,800                           | 158,707      | 384,770   | 554,277   |
| CALHOUN         | 3,258                            | 186,742      | 263,295   | 453,295   | 3,258                            | 186,742      | 255,583   | 445,583   |
| CARROLL         | 983                              | 189,017      | 257,735   | 447,735   | 983                              | 189,017      | 250,187   | 440,187   |
| CHICKASAW       | 4,502                            | 185,498      | 260,879   | 450,879   | 4,502                            | 185,498      | 253,238   | 443,238   |
| CHOCTAW         | 1,529                            | 188,471      | 215,568   | 405,568   | 1,529                            | 188,471      | 209,254   | 399,254   |
| CLAIBORNE       | 1,035                            | 188,965      | 234,631   | 424,631   | 1,035                            | 188,965      | 227,759   | 417,759   |
| CLARKE          | 2,802                            | 187,198      | 291,790   | 481,790   | 2,802                            | 187,198      | 283,244   | 473,244   |
| CLAY            | 6,832                            | 183,168      | 251,313   | 441,313   | 6,832                            | 183,168      | 243,952   | 433,952   |
| COAHOMA         | 10,911                           | 174,148      | 305,224   | 490,283   | 10,911                           | 174,148      | 296,284   | 481,343   |
| COPIAH          | 5,502                            | 184,498      | 341,099   | 531,099   | 5,502                            | 184,498      | 331,109   | 521,109   |
| COVINGTON       | 2,200                            | 187,800      | 244,349   | 434,349   | 2,200                            | 187,800      | 237,193   | 427,193   |
| DESOTO          | 35,528                           | 154,472      | 527,312   | 717,312   | 35,528                           | 154,472      | 511,868   | 701,868   |
| FORREST         | 18,770                           | 160,388      | 418,394   | 597,552   | 18,770                           | 160,388      | 406,140   | 585,298   |
| FRANKLIN        | 1,195                            | 188,805      | 238,749   | 428,749   | 1,195                            | 188,805      | 231,756   | 421,756   |
| GEORGE          | 1,383                            | 188,617      | 255,606   | 445,606   | 1,383                            | 188,617      | 248,120   | 438,120   |
| GREENE          | 1,100                            | 188,900      | 281,464   | 471,464   | 1,100                            | 188,900      | 273,221   | 463,221   |
| GRENADA         | 8,369                            | 181,631      | 257,763   | 447,763   | 8,369                            | 181,631      | 250,214   | 440,214   |
| HANCOCK         | 8,372                            | 181,628      | 328,853   | 518,853   | 8,372                            | 181,628      | 319,222   | 509,222   |
| HARRISON        | 31,039                           | 104,629      | 800,790   | 936,458   | 31,039                           | 104,629      | 777,336   | 913,003   |
| HINDS           | 26,549                           | 97,671       | 1,043,570 | 1,167,789 | 26,549                           | 97,671       | 1,013,005 | 1,137,224 |
| HOLMES          | 5,268                            | 184,732      | 315,189   | 505,189   | 5,268                            | 184,732      | 305,957   | 495,957   |
| HUMPHREYS       | 2,297                            | 187,703      | 219,849   | 409,849   | 2,297                            | 187,703      | 213,409   | 403,409   |
| ISSAQUENA       | 447                              | 185,616      | 191,333   | 377,397   | 447                              | 189,553      | 185,730   | 375,730   |
| ITAWAMBA        | 2,707                            | 187,293      | 276,917   | 466,917   | 2,707                            | 187,293      | 268,806   | 458,806   |
| JACKSON         | 26,609                           | 151,864      | 648,507   | 826,980   | 26,609                           | 151,864      | 629,513   | 807,986   |
| JASPER          | 1,861                            | 188,139      | 289,526   | 479,526   | 1,861                            | 188,139      | 281,046   | 471,046   |
| JEFFERSON       | 1,261                            | 188,739      | 234,278   | 424,278   | 1,261                            | 188,739      | 227,417   | 417,417   |
| JEFFERSON DAVIS | 829                              | 189,171      | 226,538   | 416,538   | 829                              | 189,171      | 219,903   | 409,903   |
| JONES           | 7,196                            | 157,156      | 437,311   | 601,662   | 7,196                            | 157,156      | 424,502   | 588,854   |
| KEMPER          | 802                              | 189,198      | 282,655   | 472,655   | 802                              | 189,198      | 274,376   | 464,376   |
| LAFAYETTE       | 7,013                            | 182,987      | 344,692   | 534,692   | 7,013                            | 182,987      | 334,597   | 524,597   |
| LAMAR           | 4,316                            | 185,684      | 320,664   | 510,664   | 4,316                            | 185,684      | 311,272   | 501,272   |
| LAUDERDALE      | 12,898                           | 144,859      | 479,865   | 637,622   | 12,898                           | 144,859      | 465,810   | 623,567   |
| LAWRENCE        | 1,340                            | 188,660      | 228,519   | 418,519   | 1,340                            | 188,660      | 221,826   | 411,826   |
| LEAKE           | 2,646                            | 187,354      | 280,681   | 470,681   | 2,646                            | 187,354      | 272,460   | 462,460   |
| LEE             | 20,601                           | 167,808      | 424,936   | 613,345   | 20,601                           | 167,808      | 412,490   | 600,899   |
| LEFLORE         | 9,624                            | 171,412      | 334,899   | 515,935   | 9,624                            | 171,412      | 325,090   | 506,126   |
| LINCOLN         | 4,930                            | 185,070      | 318,986   | 508,986   | 4,930                            | 185,070      | 309,643   | 499,643   |
| LOWNDES         | 11,972                           | 178,028      | 391,057   | 581,057   | 11,972                           | 178,028      | 379,604   | 569,604   |
| MADISON         | 21,812                           | 168,188      | 472,006   | 662,006   | 21,812                           | 168,188      | 458,181   | 648,181   |
| MARION          | 3,714                            | 186,286      | 287,505   | 477,505   | 3,714                            | 186,286      | 279,084   | 469,084   |
| MARSHALL        | 5,151                            | 184,337      | 347,188   | 536,676   | 5,151                            | 184,849      | 337,019   | 527,019   |
| MONROE          | 7,017                            | 181,290      | 367,324   | 555,632   | 7,017                            | 181,290      | 356,566   | 544,873   |
| MONTGOMERY      | 3,970                            | 186,030      | 220,786   | 410,786   | 3,970                            | 186,030      | 214,320   | 404,320   |
| NESHOBA         | 4,403                            | 185,597      | 302,200   | 492,200   | 4,403                            | 185,597      | 293,349   | 483,349   |



## PETROLEUM TAX DISTRIBUTION TO COUNTIES

| COUNTY       | Fiscal Year Ending June 30, 2004 |                     |                     |                     | Fiscal Year Ending June 30, 2003 |                     |                     |                     |
|--------------|----------------------------------|---------------------|---------------------|---------------------|----------------------------------|---------------------|---------------------|---------------------|
|              | MUNICIPAL SHARE                  | COUNTY SHARE        | SURPLUS             | TOTAL               | MUNICIPAL SHARE                  | COUNTY SHARE        | SURPLUS             | TOTAL               |
| NEWTON       | 4,207                            | 185,793             | 282,591             | 472,591             | 4,207                            | 185,793             | 274,315             | 464,315             |
| NOXUBEE      | 2,102                            | 187,898             | 275,779             | 465,779             | 2,102                            | 187,898             | 267,702             | 457,702             |
| OKTIBBEHA    | 11,716                           | 178,284             | 325,079             | 515,079             | 11,716                           | 178,284             | 315,558             | 505,558             |
| PANOLA       | 6,082                            | 183,918             | 340,835             | 530,835             | 6,082                            | 183,918             | 330,852             | 520,852             |
| PEARL RIVER  | 6,582                            | 183,418             | 408,904             | 598,904             | 6,582                            | 183,418             | 396,927             | 586,927             |
| PERRY        | 1,536                            | 188,464             | 265,589             | 455,589             | 1,536                            | 188,464             | 257,811             | 447,811             |
| PIKE         | 8,533                            | 181,467             | 303,704             | 493,704             | 8,533                            | 181,467             | 294,809             | 484,809             |
| PONTOTOC     | 3,918                            | 186,082             | 282,575             | 472,575             | 3,918                            | 186,082             | 274,299             | 464,299             |
| PRENTISS     | 6,283                            | 183,717             | 263,548             | 453,548             | 6,283                            | 183,717             | 255,829             | 445,829             |
| QUITMAN      | 2,522                            | 187,478             | 214,019             | 404,019             | 2,522                            | 187,478             | 207,750             | 397,750             |
| RANKIN       | 23,356                           | 166,644             | 607,830             | 797,830             | 23,356                           | 166,644             | 590,028             | 780,028             |
| SCOTT        | 5,678                            | 184,322             | 308,710             | 498,710             | 5,678                            | 184,322             | 299,669             | 489,669             |
| SHARKEY      | 2,149                            | 187,851             | 207,371             | 397,371             | 2,149                            | 187,851             | 201,297             | 391,297             |
| SIMPSON      | 4,123                            | 185,877             | 302,493             | 492,493             | 4,123                            | 185,877             | 293,633             | 483,633             |
| SMITH        | 1,566                            | 188,434             | 275,953             | 465,953             | 1,566                            | 188,434             | 267,871             | 457,871             |
| STONE        | 2,165                            | 187,835             | 232,411             | 422,411             | 2,165                            | 187,835             | 225,604             | 415,604             |
| SUNFLOWER    | 9,741                            | 170,033             | 342,905             | 522,679             | 9,741                            | 170,033             | 332,862             | 512,636             |
| TALLAHATCHIE | 2,420                            | 187,580             | 273,522             | 463,522             | 2,420                            | 187,580             | 265,511             | 455,511             |
| TATE         | 4,700                            | 185,300             | 261,009             | 451,009             | 4,700                            | 185,300             | 253,364             | 443,364             |
| TIPPAH       | 4,256                            | 185,744             | 256,979             | 446,979             | 4,256                            | 185,744             | 249,452             | 439,452             |
| TISHOMINGO   | 3,756                            | 186,244             | 245,542             | 435,542             | 3,756                            | 186,244             | 238,351             | 428,351             |
| TUNICA       | 637                              | 189,363             | 220,609             | 410,609             | 637                              | 189,363             | 214,147             | 404,147             |
| UNION        | 4,140                            | 185,860             | 263,042             | 453,042             | 4,140                            | 185,860             | 255,338             | 445,338             |
| WALTHALL     | 1,074                            | 188,926             | 229,361             | 419,361             | 1,074                            | 188,926             | 222,644             | 412,644             |
| WARREN       | 11,438                           | 178,562             | 370,000             | 560,000             | 11,438                           | 178,562             | 359,163             | 549,163             |
| WASHINGTON   | 16,326                           | 141,704             | 436,830             | 594,860             | 16,326                           | 141,704             | 424,035             | 582,065             |
| WAYNE        | 3,052                            | 186,948             | 324,136             | 514,136             | 3,052                            | 186,948             | 314,642             | 504,642             |
| WEBSTER      | 2,008                            | 187,992             | 217,914             | 407,914             | 2,008                            | 187,992             | 211,531             | 401,531             |
| WILKINSON    | 2,086                            | 188,378             | 265,493             | 455,957             | 1,622                            | 188,378             | 257,717             | 447,717             |
| WINSTON      | 3,712                            | 185,823             | 282,821             | 472,357             | 4,177                            | 185,823             | 274,537             | 464,537             |
| YALOBUSHA    | 2,989                            | 187,011             | 234,728             | 424,728             | 2,989                            | 187,011             | 227,853             | 417,853             |
| YAZOO        | 6,669                            | 182,077             | 365,960             | 554,707             | 6,669                            | 182,077             | 355,241             | 543,988             |
| <b>TOTAL</b> | <b>\$547,295</b>                 | <b>\$14,746,751</b> | <b>\$26,332,785</b> | <b>\$41,626,831</b> | <b>\$547,295</b>                 | <b>\$14,751,200</b> | <b>\$25,561,530</b> | <b>\$40,860,025</b> |

**PETROLEUM TAX BUREAU  
FISCAL YEAR ENDING JUNE 30, 2004**

**RECEIPTS**

|  |                                    |
|--|------------------------------------|
| Gasoline Tax                                 | \$299,106,783                      |
| Special Fuel Tax                             | 121,536,347                        |
| Interstate Fuel                              | (3,926,759)                        |
| Fuel Tax Collected at Scales                 | 19,160                             |
| Compressed Gas I, II, III                    | 294,917                            |
| Penalty for Misuse of Decals                 | 0                                  |
| Aviation Gasoline                            | (7,603)                            |
| Contractors Direct Permits                   | 566,932                            |
|  | <hr/> 417,589,777                  |
| Less Non-Highway Refunds                     | (27,045)                           |
| Subtotal                                     | <hr/> 417,562,732                  |
| Environmental Protection                     | 10,187,145                         |
| Penlty Dyed-Diesel Fuel                      | 1,000                              |
| Decals and Permits                           | 0                                  |
| Compressed Gas 1/4 Cent                      | 409,743                            |
| Compressed Gas 1/10 Cent                     | 163,897                            |
| Use Tax                                      | 0                                  |
| Lube Oil                                     | 1,147,490                          |
| Inventory                                    | 0                                  |
| Bond Forfeiture                              | 0                                  |
| Natural Gas                                  | 1,014,085                          |
| Locomotive Fuel Railroad Revitalization Fund | 162,688                            |
| Seawall Tax-Coast Counties                   | 6,113,696                          |
|  | <hr/>                              |
| <b>TOTAL RECEIPTS</b>                        | <b><u><u>\$436,762,476</u></u></b> |

**PETROLEUM TAX BUREAU  
FISCAL YEAR ENDING JUNE 30, 2004**

**DISBURSEMENTS**

|   |             |                                    |
|---|-------------|------------------------------------|
| Highway Bond Sinking Fund                       |             | \$39,200,122                       |
| Mississippi Department of Transportation (MDOT) |             | 263,922,228                        |
| State Aid Road Program                          |             | 55,096,508                         |
|   |             |                                    |
| Harrison County Road Protection                 | \$2,582,015 |                                    |
| Hancock County Road Protection                  | 463,475     |                                    |
| Jackson County Road Protection                  | 1,361,597   |                                    |
| Road Protection Coast Counties                  |             | 4,407,087                          |
|   |             |                                    |
| Municipal Aid                                   |             |                                    |
| MDOT Contribution                               | \$1,000,000 |                                    |
| County Contribution                             | 547,295     |                                    |
| Total Municipal Aid                             |             | 1,547,295                          |
|   |             |                                    |
| County Distribution 5/14ths - Motor Fuel Tax    |             | 44,336,090                         |
|   |             |                                    |
| Harrison County Seawall                         | \$3,610,723 |                                    |
| Hancock County Seawall                          | 658,859     |                                    |
| Jackson County Seawall                          | 1,844,114   |                                    |
| Total Seawall Tax                               |             | 6,113,696                          |
|   |             |                                    |
| Mississippi Aeronautics Commission              |             | 1,400,892                          |
| Department of Marine Resources                  |             | 3,050,000                          |
| Department of Natural Resources                 |             | 10,187,145                         |
| MS Propane Education                            |             | 158,161                            |
| Penalty Dyed-Diesel Fuel                        |             | 1,000                              |
| Fire Marshall's Office                          |             | 409,743                            |
| Natural Gas General Fund                        |             | 1,014,085                          |
| Collection Fees Compressed Gas                  |             | 5,736                              |
| Reserve for Environmental Protection Refunds    |             | 0                                  |
| Department of Wildlife, Fisheries and Parks     |             | 5,750,000                          |
| Locomotive Fuel Railroad Revitalization Fund    |             | 162,688                            |
|   |             |                                    |
| <b>TOTAL DISBURSEMENTS</b>                      |             | <b><u><u>\$436,762,476</u></u></b> |

A 3D rectangular frame with a central text area. The frame is composed of two concentric rectangles. The inner rectangle is slightly offset from the outer one, creating a depth effect. The right and bottom edges of the inner rectangle are shaded gray, as are the right and bottom edges of the outer rectangle. The text is centered within the white space of the inner rectangle.

**PRIVILEGE  
TAX  
AND  
TITLE**

**MOTOR VEHICLE LICENSING BUREAU  
FISCAL YEAR ENDING JUNE 30, 2004**

**COLLECTIONS**

|                                     |              |                     |
|-------------------------------------|--------------|---------------------|
| Interstate (Apportioned) Vehicles   |              | \$51,056,558        |
| Intrastate Vehicles                 |              |                     |
| Trucks, Trailers, & Buses (100% MS) | \$17,998,823 |                     |
| Government and Sheriff Offices      | 41,188       |                     |
| Dealers                             | 845,579      |                     |
| Regular Tags                        | 22,386,453   |                     |
| Special Fee Tags                    | 7,328,768    |                     |
|                                     |              |                     |
| Total Intrastate Vehicles           |              | \$48,600,811        |
| <b>TOTAL RECEIPTS</b>               |              | <b>\$99,657,369</b> |

**DISBURSEMENTS**

|   |           |                     |
|---|-----------|---------------------|
| Department of Transportation                  |           | \$45,430,657        |
| Department of Transportation (4-Lane Project) |           | 13,437,853          |
| Counties                                      |           | 24,130,967          |
| General Fund                                  |           | 12,534,056          |
| Mississippi State Tax Commission              |           | 134,433             |
| Special Tag Fees                              |           |                     |
| 4-H Club Foundation, Inc.                     | \$4,800   |                     |
| AKA   | 20,256    |                     |
| Alpha Phi Alpha                               | 7,008     |                     |
| Animal Care Fund                              | 44,328    |                     |
| Cattleman's Foundation                        | 57,038    |                     |
| Choose Life Advisory Committee                | 219,528   |                     |
| Conservation Education                        | 19,560    |                     |
| Delta Sigma Theta Sorority                    | 27,192    |                     |
| Ducks Unlimited                               | 112,608   |                     |
| Grand Lodge of Mississippi                    | 14,928    |                     |
| Habitat for Humanity                          | 8,904     |                     |
| Mississippi Burn Center                       | 270,556   |                     |
| Mississippi Dept of Archives and History      | 525,776   |                     |
| Mississippi Forestry Association              | 6,240     |                     |
| Mississippi Nurses Foundation                 | 16,896    |                     |
| Mississippi Troopers Association, Inc.        | 4,584     |                     |
| NASCAR  | 18,357    |                     |
| Race Place Marketing, LLC                     | 151,923   |                     |
| Seafood Fund                                  | 24,510    |                     |
| Sons of Confederate Veterans                  | 13,440    |                     |
| Sunflower School                              | 73,752    |                     |
| Universities & Colleges                       | 1,210,797 |                     |
| Veterans Nursing Home Fund                    | 157,160   |                     |
| Wildlife Heritage Fund                        | 793,706   |                     |
| Zeta Phi Beta, Inc.                           | 4,992     |                     |
| Total   |           | \$3,808,839         |
| Mailing Fees                                  |           | 180,564             |
| <b>TOTAL DISBURSEMENTS</b>                    |           | <b>\$99,657,369</b> |

**INTERSTATE VEHICLE FEE AND TAX RECEIPTS  
(APPORTIONED TRUCKS, TRAILERS, AND BUSES)  
FISCAL YEAR ENDING JUNE 30, 2004**

| <i>CLASSIFICATION</i>                  | <i>NUMBER OF<br/>DECALS &amp;<br/>PLATES</i> | <i>DECAL &amp;<br/>PLATE FEES</i> | <i>PRIVILEGE<br/>TAX</i>   | <i>TOTAL<br/>COLLECTIONS</i> |
|--|--|-----------------------------------|----------------------------|------------------------------|
| <i>Carriers based in Mississippi:</i>  |  |                                   |                            |                              |
| Privilege Tax                          |  |                                   | \$10,462,988               | \$10,462,988                 |
| Additional Privilege (Schedule 2)      |  |                                   | 4,390,008                  | 4,390,008                    |
| Penalties                              |  |                                   | 44,272                     | 44,272                       |
| Decal and Plate Fees                   | 28,497                                       | \$278,809                         |                            | 278,809                      |
| Cab Cards                              | 3,470  | 13,013                            |                            | 13,013                       |
| Mailing Fees                           |  | 41,302                            |                            | 41,302                       |
| Total                                  | <u>31,967</u>                                | <u>\$333,124</u>                  | <u>\$14,897,268</u>        | <u>\$15,230,392</u>          |
| <i>Carriers based in other states:</i> |  |                                   |                            |                              |
| Privilege Tax                          |  |                                   | 25,078,316                 | 25,078,316                   |
| Additional Privilege (Schedule 2)      |  |                                   | 10,747,850                 | 10,747,850                   |
| Total                                  |  |                                   | <u>\$35,826,166</u>        | <u>\$35,826,166</u>          |
| <b>Totals</b>                          | <b><u>31,967</u></b>                         | <b><u>\$333,124</u></b>           | <b><u>\$50,723,434</u></b> | <b><u>\$51,056,558</u></b>   |

**INTRASTATE VEHICLE FEE AND TAX RECEIPTS  
FISCAL YEAR ENDING JUNE 30, 2004**

| <i>CLASSIFICATION</i>               | <i>NUMBER OF<br/>DECALS<br/>&amp; PLATES</i> | <i>DECAL &amp;<br/>PLATE FEES</i> | <i>PRIVILEGE<br/>TAX</i>   | <i>TOTAL<br/>COLLECTIONS</i> |
|-------------------------------------|--|-----------------------------------|----------------------------|------------------------------|
| <b><u>STATE ISSUED TAGS</u></b>     |  |                                   |                            |                              |
| Trucks, Trailers, & Buses (100% MS) | 67,046                                       |                                   |                            |                              |
| Privilege                           |  | \$639,200                         | \$12,732,062               | \$13,371,262                 |
| Additional Privilege (Schedule 2)   |  |                                   | 4,487,739                  | 4,487,739                    |
| Mailing Fees                        |  | 139,262                           |                            | 139,262                      |
| Miscellaneous                       |  | 560                               |                            | 560                          |
| Total                               | <u>67,046</u>                                | <u>\$779,022</u>                  | <u>\$17,219,801</u>        | <u>\$17,998,823</u>          |
| Government Tags                     | 3,730  | 36,898                            |                            | 36,898                       |
| Sheriff Office Tags                 | 466  | 4,290                             |                            | 4,290                        |
| Dealer Tags                         | 8,295  | 72,301                            | 315,558                    | 387,859                      |
| Dealer Permits                      | 3,482  |                                   | 343,750                    | 343,750                      |
| Temporary Tags                      | 20,680                                       |                                   | 103,400                    | 103,400                      |
| In-Transit Tags                     | 5,285  |                                   | 10,570                     | 10,570                       |
| Total State Issued Tags             | <u>108,984</u>                               | <u>\$892,511</u>                  | <u>\$17,993,079</u>        | <u>\$18,885,590</u>          |
| <b><u>COUNTY ISSUED TAGS</u></b>    |  |                                   |                            |                              |
| Regular Tags                        | 1,970,616                                    | 22,386,453                        |                            | 22,386,453                   |
| Special Fee Tags                    | 500,596                                      | 7,328,768                         |                            | 7,328,768                    |
| Total County Issued Tags            | <u>2,471,212</u>                             | <u>29,715,221</u>                 |                            | <u>29,715,221</u>            |
| <b>Totals</b>                       | <b><u>2,580,196</u></b>                      | <b><u>30,607,732</u></b>          | <b><u>\$17,993,079</u></b> | <b><u>\$48,600,811</u></b>   |

**COUNTY ISSUED TAGS DETAIL  
NUMBER OF REGISTRATIONS  
FISCAL YEAR ENDING JUNE 30, 2004**

| <u>COUNTY ISSUED TAGS</u>         | <u>NUMBER<br/>DECALS<br/>&amp; PLATES</u> | <u>COUNTY ISSUED TAGS</u>           | <u>NUMBER<br/>DECALS<br/>&amp; PLATES</u> |
|-----------------------------------|---|-------------------------------------|---|
| Regular Tags:                     |   | <i>special tags continued</i>       |   |
| Motorcycle                        | 28,985                                    | Purple Heart                        | 2,768                                     |
| Passenger                         | 1,261,513                                 | Realtor's Association               | 320                                       |
| Pickup                            | 533,496                                   | Rental                              | 7,620                                     |
| Trailer                           | 146,622                                   | Retired Armed Forces:               |   |
| Total Regular Tags                | 1,970,616                                 | Air Force                           | 8,660                                     |
| Special Tags:                     |   | Army                                | 6,765                                     |
| Active Forces Reserves            | 2,092                                     | Coast Guard                         | 288                                       |
| Air Medal                         | 45  | Marine                              | 1,010                                     |
| AKA                               | 808                                       | Merchant Marine                     | 22  |
| Alpha Phi Alpha                   | 270                                       | Navy                                | 5,633                                     |
| Amateur Radio                     | 1,308                                     | National Guard                      | 2,670                                     |
| Ambulance                         | 372                                       | Retired Armed Forces Reserve        | 257                                       |
| American Legion                   | 2   | Retired Troopers                    | 145                                       |
| Antique                           | 110,402                                   | School Bus                          | 1,323                                     |
| Bronze Star                       | 164                                       | Silver Star                         | 12  |
| Cattlemen's Foundation            | 2,711                                     | Soil Conservation                   | 727                                       |
| Choose Life                       | 8,591                                     | Sons of Confederate Veterans        | 435                                       |
| Church Bus                        | 5,340                                     | Sunflower Schools                   | 2,798                                     |
| Delta Sigma Theta                 | 1,076                                     | Street Rod                          | 607                                       |
| Diabetics Foundation              | 1,363                                     | Taxi                                | 353                                       |
| Disabled                          | 71,793                                    | Universities and Colleges:          |   |
| Disabled Veteran                  | 4,566                                     | Alcorn State University             | 2,287                                     |
| Distinguished Flying Cross        | 61  | Belhaven College                    | 177                                       |
| Ducks Unlimited                   | 4,172                                     | Delta State University              | 382                                       |
| 4-H Club Foundation               | 200                                       | Jackson State University            | 3,905                                     |
| Farm Property Carrier             | 14,452                                    | Millsaps College                    | 255                                       |
| Fire Fighter                      | 2,063                                     | Mississippi College                 | 405                                       |
| Fleet                             | 2,480                                     | Mississippi State University        | 10,739                                    |
| Forestry Association              | 229                                       | Mississippi University for Women    | 187                                       |
| Governor                          | 3   | Mississippi Valley State University | 1,108                                     |
| Grand Lodge                       | 582                                       | Rust College                        | 181                                       |
| Hearing Impaired                  | 58  | Tougaloo College                    | 703                                       |
| Hearse                            | 441                                       | University of Mississippi           | 10,308                                    |
| Historical                        | 174                                       | University of Southern Mississippi  | 4,683                                     |
| I Care for Animals                | 1,691                                     | William Carey College               | 188                                       |
| Killed in Action Surviving Spouse | 17  | Vanity                              | 59,771                                    |
| Law Enforcement:                  |   | Veteran                             | 4,843                                     |
| Police                            | 560                                       | Wildlife:                           |   |
| Sheriff                           | 658                                       | Bass                                | 4,068                                     |
| State                             | 178                                       | Butterfly                           | 7,580                                     |
| Legislative:                      |   | Deer                                | 10,236                                    |
| House of Representatives-MS       | 24  | Hummingbird                         | 8,129                                     |
| House of Representatives-US       | 4   | Mallard                             | 3,244                                     |
| Senate-US                         | 3   | Rabbit                              | 1,778                                     |
| Lt. Governor                      | 1   | Speckled Trout                      | 1,317                                     |
| Medal of Honor                    | 1   | Turkey                              | 3,262                                     |
| NASCAR                            | 17,840                                    | Zeta Phi Beta                       | 208                                       |
| National Guard                    | 8,335                                     |                                     |   |
| Nurses Foundation                 | 750                                       | Total Special Tags                  | 500,596                                   |
| Pearl Harbor                      | 42  |                                     |   |
| Prisoner of War (EX)              | 293                                       |                                     |   |
| Property Carriers 10,000 LBS      | 52,024                                    | <b>Total County Issued Tags</b>     | 2,471,212                                 |



**MOTOR VEHICLE REGISTRATIONS BY COUNTY**  
**FISCAL YEAR ENDING JUNE 30, 2004**

| <u>COUNTY</u>   | <u>NUMBER</u> | <u>COUNTY</u> | <u>NUMBER</u>    |
|-----------------|---------------|---------------|------------------|
| ADAMS           | 29,554        | LINCOLN       | 32,450           |
| ALCORN          | 32,365        | LOWNDES       | 50,872           |
| AMITE           | 14,657        | MADISON       | 75,967           |
| ATTALA          | 18,228        | MARION        | 24,965           |
| BENTON          | 7,406         | MARSHALL      | 30,087           |
| BOLIVAR         | 26,562        | MONROE        | 33,648           |
| CALHOUN         | 13,264        | MONTGOMERY    | 10,205           |
| CARROLL         | 11,456        | NESHOBA       | 25,668           |
| CHICKASAW       | 16,070        | NEWTON        | 19,240           |
| CHOCTAW         | 8,572         | NOXUBEE       | 8,931            |
| CLAIBORNE       | 9,444         | OKTIBBEHA     | 28,785           |
| CLARKE          | 15,769        | PANOLA        | 27,940           |
| CLAY            | 17,276        | PEARL RIVER   | 49,229           |
| COAHOMA         | 18,300        | PERRY         | 12,364           |
| COPIAH          | 26,017        | PIKE          | 34,250           |
| COVINGTON       | 18,964        | PONTOTOC      | 26,381           |
| DESOTO          | 120,865       | PRENTISS      | 21,684           |
| FORREST         | 50,670        | QUITMAN       | 6,354            |
| FRANKLIN        | 8,532         | RANKIN        | 124,207          |
| GEORGE          | 18,982        | SCOTT         | 24,400           |
| GREENE          | 9,750         | SHARKEY       | 3,986            |
| GRENADA         | 20,036        | SIMPSON       | 25,143           |
| HANCOCK         | 45,631        | SMITH         | 16,252           |
| HARRISON        | 169,047       | STONE         | 13,566           |
| HINDS           | 179,890       | SUNFLOWER     | 18,804           |
| HOLMES          | 15,063        | TALLAHATCHIE  | 10,761           |
| HUMPHREYS       | 6,979         | TATE          | 23,195           |
| ISSAQUENA       | 1,547         | TIPPAH        | 20,075           |
| ITAWAMBA        | 21,745        | TISHOMINGO    | 21,139           |
| JACKSON         | 119,796       | TUNICA        | 8,652            |
| JASPER          | 16,778        | UNION         | 23,318           |
| JEFFERSON       | 6,482         | WALTHALL      | 14,082           |
| JEFFERSON DAVIS | 13,620        | WARREN        | 42,879           |
| JONES           | 58,965        | WASHINGTON    | 39,834           |
| KEMPER          | 8,564         | WAYNE         | 19,296           |
| LAFAYETTE       | 30,246        | WEBSTER       | 9,866            |
| LAMAR           | 41,366        | WILKINSON     | 8,056            |
| LAUDERDALE      | 64,447        | WINSTON       | 17,819           |
| LAWRENCE        | 12,873        | YALOBUSHA     | 11,410           |
| LEAKE           | 18,371        | YAZOO         | 19,955           |
| LEE             | 69,518        |               |                  |
| LEFLORE         | 21,830        | <b>TOTAL</b>  | <b>2,471,212</b> |

**ADDITIONAL PRIVILEGE ON VEHICLES IN EXCESS OF 10,000 POUNDS  
FISCAL YEAR ENDING JUNE 30, 2004**

| <u>COUNTY</u>   | <u>AMOUNT</u> | <u>COUNTY</u> | <u>AMOUNT</u>     |
|-----------------|---------------|---------------|-------------------|
| ADAMS           | \$289,911     | LINCOLN       | \$343,266         |
| ALCORN          | 350,410       | LOWNDES       | 538,259           |
| AMITE           | 149,710       | MADISON       | 405,955           |
| ATTALA          | 259,474       | MARION        | 337,903           |
| BENTON          | 87,191        | MARSHALL      | 244,866           |
| BOLIVAR         | 293,361       | MONROE        | 329,887           |
| CALHOUN         | 164,812       | MONTGOMERY    | 117,703           |
| CARROLL         | 152,189       | NESHOBA       | 265,436           |
| CHICKASAW       | 220,489       | NEWTON        | 151,873           |
| CHOCTAW         | 90,951        | NOXUBEE       | 143,624           |
| CLAIBORNE       | 61,833        | OKTIBBEHA     | 164,419           |
| CLARKE          | 153,412       | PANOLA        | 295,195           |
| CLAY            | 226,178       | PEARL RIVER   | 316,411           |
| COAHOMA         | 195,367       | PERRY         | 92,883            |
| COPIAH          | 219,433       | PIKE          | 367,064           |
| COVINGTON       | 239,056       | PONTOTOC      | 241,741           |
| DESOTO          | 741,389       | PRENTISS      | 257,862           |
| FORREST         | 619,330       | QUITMAN       | 94,724            |
| FRANKLIN        | 101,982       | RANKIN        | 1,437,210         |
| GEORGE          | 131,626       | SCOTT         | 286,701           |
| GREENE          | 94,036        | SHARKEY       | 77,505            |
| GRENADA         | 217,784       | SIMPSON       | 210,281           |
| HANCOCK         | 249,001       | SMITH         | 172,412           |
| HARRISON        | 1,260,558     | STONE         | 142,540           |
| HINDS           | 2,437,990     | SUNFLOWER     | 234,683           |
| HOLMES          | 121,281       | TALLAHATCHIE  | 130,071           |
| HUMPHREYS       | 86,478        | TATE          | 235,523           |
| ISSAQUENA       | 50,560        | TIPPAH        | 272,926           |
| ITAWAMBA        | 187,394       | TISHOMINGO    | 255,590           |
| JACKSON         | 586,786       | TUNICA        | 80,728            |
| JASPER          | 132,722       | UNION         | 247,123           |
| JEFFERSON       | 50,529        | WALTHALL      | 164,724           |
| JEFFERSON DAVIS | 110,716       | WARREN        | 395,007           |
| JONES           | 732,659       | WASHINGTON    | 412,302           |
| KEMPER          | 79,165        | WAYNE         | 305,562           |
| LAFAYETTE       | 212,316       | WEBSTER       | 103,080           |
| LAMAR           | 328,859       | WILKINSON     | 99,691            |
| LAUDERDALE      | 592,441       | WINSTON       | 170,638           |
| LAWRENCE        | 104,127       | YALOBUSHA     | 100,295           |
| LEAKE           | 218,277       | YAZOO         | 197,989           |
| LEE             | 853,827       |               |                   |
| LEFLORE         | 233,705       | <b>TOTAL</b>  | <b>24,130,967</b> |

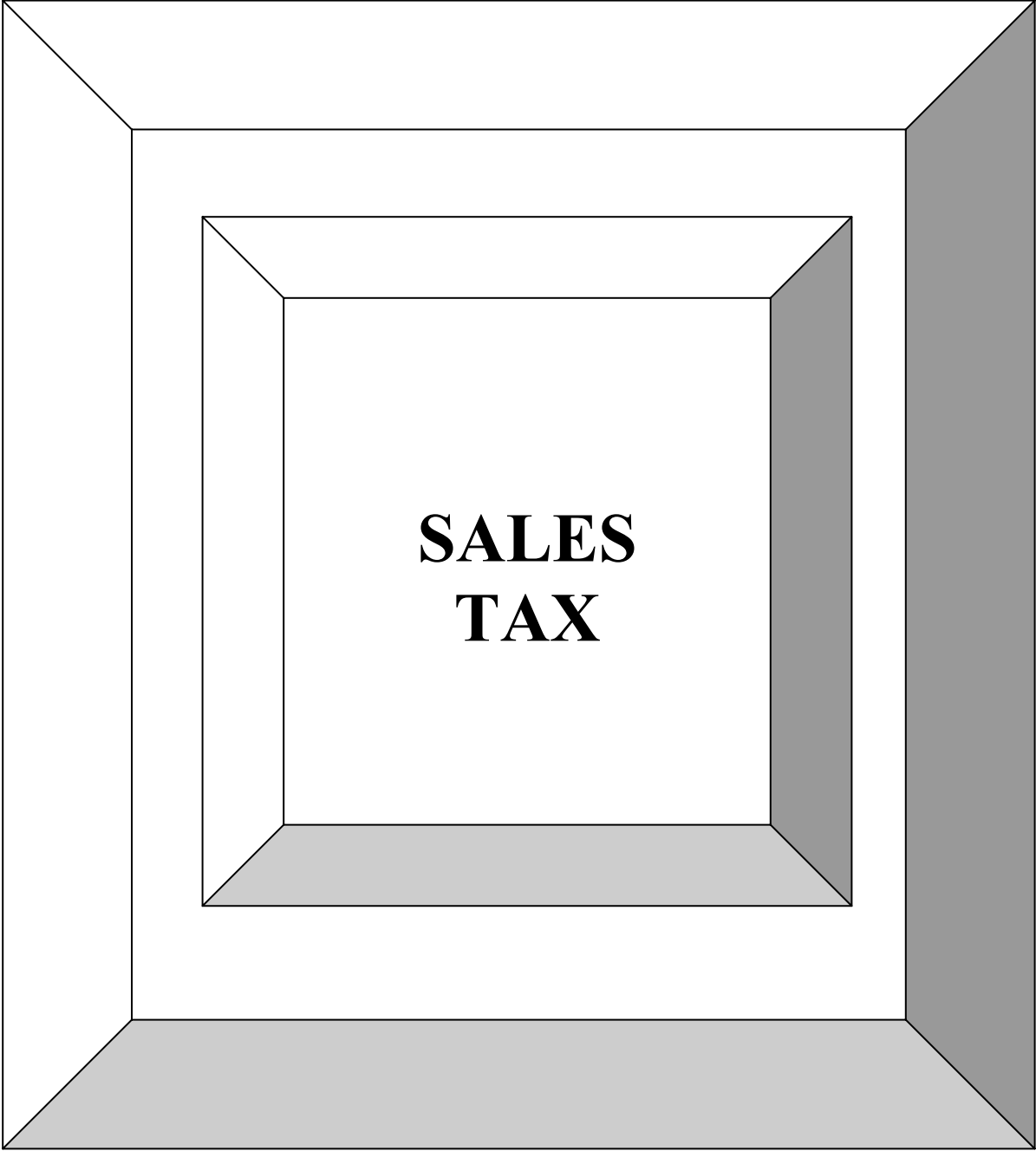
**TITLE BUREAU**  
**Fiscal Year Ending June 30, 2004**

|                 |
|-----------------|
| <b>RECEIPTS</b> |
|-----------------|

|                       | <u><b>2004</b></u> | <u><b>2003</b></u> |
|-----------------------|--------------------|--------------------|
| <b>Total Receipts</b> | <u>\$4,008,143</u> | <u>\$3,903,467</u> |

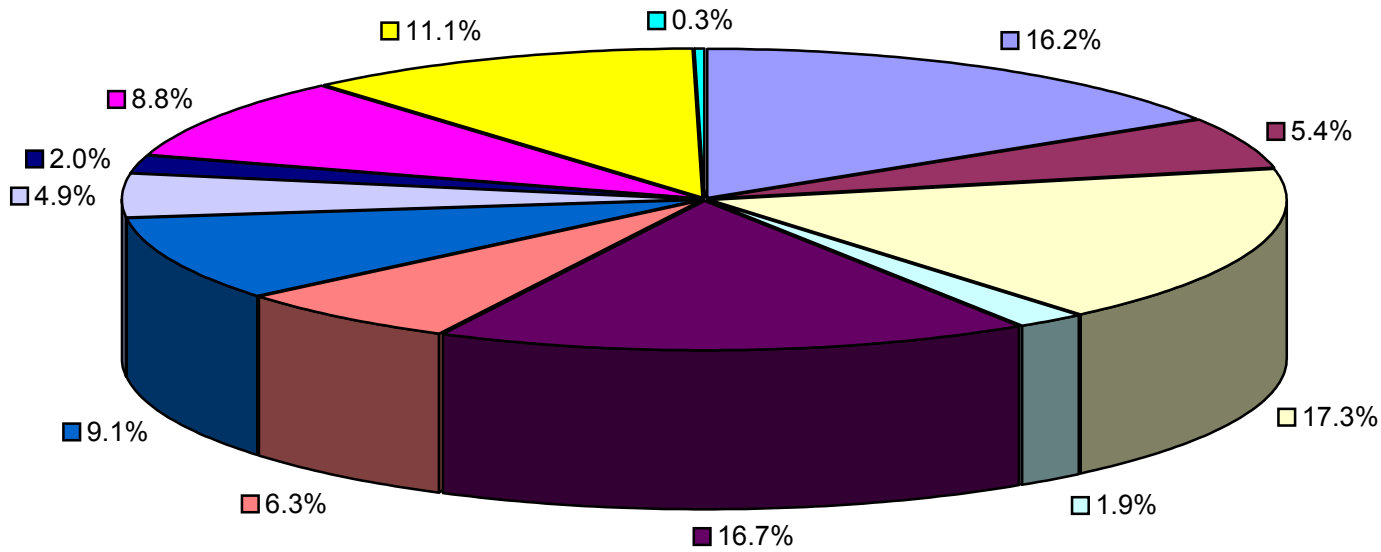
|                      |
|----------------------|
| <b>DISBURSEMENTS</b> |
|----------------------|

|                               | <u><b>2004</b></u> | <u><b>2003</b></u> |
|-------------------------------|--------------------|--------------------|
| Disbursements to General Fund | \$3,980,139        | \$3,870,703        |
| MSTC Collections Fee          | 28,004             | 32,764             |
| <b>Total Disbursements</b>    | <u>\$4,008,143</u> | <u>\$3,903,467</u> |



**SALES  
TAX**

# Total Gross Sales by Industry Group as Indicated by Gross Tax Collections Fiscal Year 2004



- Automotive \$6,153,867,537 or 16.2%
- Machinery, Equipment & Supplies \$2,056,435,332 or 5.4%
- Food and Beverage \$6,585,187,479 or 17.3%
- Furniture \$740,400,229 or 1.9%
- General Merchandise \$6,350,284,803 or 16.7%
- Lumber and Building Materials \$2,384,862,676 or 6.3%
- Miscellaneous Retail \$3,480,912,839 or 9.1%
- Miscellaneous Services \$1,881,370,939 or 4.9%
- Wholesale \$744,355,136 or 2.0%
- Public Utility \$3,332,978,472 or 8.8%
- Contracting \$4,227,713,707 or 11.1%
- Recreation \$116,464,419 or 0.3%

**BASIC CLASSIFICATION OF SALES BY INDUSTRY GROUP  
FISCAL YEAR ENDING JUNE 30, 2004**

| <u>INDUSTRY GROUP</u>                            | <u>Number of Taxpayers</u> | <u>Gross Tax Collections</u> | <u>Gross Indicated Sales</u> |
|--|----------------------------|------------------------------|------------------------------|
| <b>AUTOMOTIVE</b>                                |                            |                              |                              |
| Motor Vehicle - New Cars                         | 396                        | 159,389,269                  | 3,199,851,512                |
| Motor Vehicle - Used Cars                        | 2,771                      | 35,918,709                   | 766,161,630                  |
| Auto Repair - New Car Dealers                    |                            | 29,183,951                   | 540,819,973                  |
| Auto Parts, Tires, and Accessories               | 2,329                      | 47,182,859                   | 684,538,661                  |
| Gasoline Service Stations                        | 694                        | 14,931,027                   | 213,302,976                  |
| Motorcycle Dealers and Repair                    | 171                        | 7,452,205                    | 106,459,971                  |
| Automotive Related, NEC                          | 338                        | 6,115,789                    | 87,897,884                   |
| Trailer Dealers                                  | 335                        | 3,847,431                    | 54,986,045                   |
| Aircraft Dealers                                 | 125                        | 90,615                       | 3,020,537                    |
| Automotive Parking Lots and Garages              | 46                         | 584,973                      | 8,357,306                    |
| Automotive Repair Shops                          | 3,732                      | 33,454,078                   | 480,034,068                  |
| Car Washes                                       | 269                        | 590,588                      | 8,436,974                    |
| <b>Total Automotive</b>                          | <b>11,206</b>              | <b>\$338,741,494</b>         | <b>\$6,153,867,537</b>       |
| <b>MACHINERY, EQUIPMENT &amp; SUPPLIES</b>       |                            |                              |                              |
| Industrial Fuel by Other Than Utilities          |                            | 121,985                      | 8,132,372                    |
| Industrial Equipment and Supplies                | 1,195                      | 16,247,103                   | 238,039,411                  |
| Manufacturing Machinery                          |                            | 4,433,651                    | 295,576,891                  |
| Marine Equipment and Supplies                    | 121                        | 2,103,095                    | 30,044,186                   |
| Oil Field Equipment and Supplies                 | 196                        | 6,797,217                    | 97,103,008                   |
| Road and Construction Equipment and Supplies     | 120                        | 8,046,855                    | 114,954,961                  |
| Communication Equipment                          | 1,084                      | 20,734,329                   | 296,384,167                  |
| Professional Hospital                            | 436                        | 6,265,123                    | 89,503,024                   |
| Computer Equipment, Supplies and Repair          | 1,404                      | 13,311,373                   | 190,163,122                  |
| Farm Equipment                                   | 431                        | 26,452,662                   | 487,734,992                  |
| Farm Tractors                                    |                            | 1,352,293                    | 135,229,304                  |
| Welding and General Repair                       | 901                        | 5,149,897                    | 73,569,894                   |
| <b>Total Machinery, Equipment &amp; Supplies</b> | <b>5,888</b>               | <b>\$111,015,583</b>         | <b>\$2,056,435,332</b>       |
| <b>FOOD AND BEVERAGE</b>                         |                            |                              |                              |
| Grocery Stores - General                         | 953                        | 127,702,845                  | 1,840,634,268                |
| Quick Stop Grocery Stores                        | 4,075                      | 97,813,818                   | 1,397,405,163                |
| Meat, Poultry, and Fish Products                 | 298                        | 2,355,238                    | 33,646,231                   |
| Specialty Food Related                           | 1,036                      | 16,436,946                   | 234,848,777                  |
| Restaurants and Cafes - Nonalcoholic             | 4,201                      | 116,656,257                  | 1,666,558,297                |
| Restaurants and Cafes - Alcoholic                | 1,487                      | 47,412,121                   | 677,347,918                  |
| Concessions, Quick Food, Ice Cream Parlors       | 1,249                      | 15,312,478                   | 218,749,467                  |
| Liquor Stores - Bars Only                        | 129                        | 18,952,353                   | 281,704,383                  |
| Liquor Stores - Package Stores                   | 496                        | 13,197,374                   | 188,533,732                  |
| Beer Parlors                                     | 1,174                      | 3,203,140                    | 45,759,243                   |
| <b>Total Food and Beverage</b>                   | <b>15,098</b>              | <b>\$459,042,570</b>         | <b>\$6,585,187,479</b>       |
| <b>FURNITURE</b>                                 |                            |                              |                              |
| Furniture Stores                                 | 1,081                      | 29,612,377                   | 424,279,931                  |
| Appliance Stores                                 | 765                        | 10,420,433                   | 148,865,970                  |
| Music Stores                                     | 173                        | 2,987,205                    | 42,824,226                   |
| Business Furniture, Equipment, and Supplies      | 396                        | 8,025,823                    | 114,661,098                  |
| Furniture Repair Shops                           | 247                        | 683,831                      | 9,769,004                    |
| <b>Total Furniture</b>                           | <b>2,662</b>               | <b>\$51,729,669</b>          | <b>\$740,400,229</b>         |
| <b>GENERAL MERCHANDISE</b>                       |                            |                              |                              |
| Department Stores                                | 1,262                      | 359,720,832                  | 5,139,372,427                |
| Automatic Merchandising                          | 379                        | 4,520,302                    | 56,503,781                   |
| Direct Selling                                   | 429                        | 2,492,667                    | 35,958,683                   |
| General Merchandise, NEC                         | 667                        | 20,696,769                   | 295,667,915                  |
| Men and Boys Clothing and Furniture              | 234                        | 9,443,108                    | 134,901,413                  |
| Ladies Ready - to - Wear Stores                  | 764                        | 18,954,279                   | 270,777,067                  |
| Children's and Infant's Apparel                  | 110                        | 1,825,667                    | 26,080,934                   |
| Shoe Stores                                      | 293                        | 11,719,887                   | 167,433,819                  |
| Apparel and Accessories                          | 1,182                      | 15,650,699                   | 223,588,764                  |
| <b>Total General Merchandise</b>                 | <b>5,320</b>               | <b>\$445,024,210</b>         | <b>\$6,350,284,803</b>       |

**BASIC CLASSIFICATION OF SALES BY INDUSTRY GROUP  
FISCAL YEAR ENDING JUNE 30, 2004**

| <u>INDUSTRY GROUP</u>                                     | <u>Number of<br/>Taxpayers</u> | <u>Gross Tax<br/>Collections</u> | <u>Gross<br/>Indicated Sales</u> |
|---|--------------------------------|----------------------------------|----------------------------------|
| <b>LUMBER AND BUILDING MATERIALS</b>                      |                                |                                  |                                  |
| Lumber and Other Building Materials                       | 1,743                          | 113,931,907                      | 1,642,419,800                    |
| Saw Mills and Wood Preserving                             | 62                             | 577,035                          | 8,254,927                        |
| Plumbing, Heating, and Air Conditioning                   | 1,254                          | 13,670,060                       | 195,286,386                      |
| Electrical Work   | 243                            | 8,287,640                        | 126,500,775                      |
| Hardware Stores   | 235                            | 3,369,526                        | 56,158,883                       |
| Tin, Sheet Metal, and Steel (Inc. Fabricated Metal Prod.) | 381                            | 3,681,015                        | 52,590,954                       |
| Fence Dealers   | 121                            | 1,066,647                        | 15,237,830                       |
| Tile Setting  | 39                             | 297,056                          | 4,243,658                        |
| Neon and Other Signs                                      | 206                            | 1,241,773                        | 17,739,819                       |
| Building Materials - Hardware                             | 772                            | 17,004,809                       | 242,930,936                      |
| Monuments and Tombstones                                  | 177                            | 1,642,408                        | 23,498,708                       |
| <b>Total Lumber and Building Materials</b>                | <b>5,233</b>                   | <b>\$164,769,876</b>             | <b>\$2,384,862,676</b>           |
| <b>MISCELLANEOUS RETAIL</b>                               |                                |                                  |                                  |
| Agricultural Services                                     | 39                             | 168,954                          | 2,416,820                        |
| Mining - Metal  | 3                              | 28,491                           | 407,022                          |
| Mining - Sand and Gravel                                  | 218                            | 2,781,207                        | 44,055,252                       |
| Drug Stores   | 663                            | 16,169,590                       | 234,923,981                      |
| Medical and Dental  | 379                            | 9,659                            | 160,987                          |
| Antique and Secondhand Stores                             | 1,286                          | 9,808,982                        | 140,205,599                      |
| Book and Stationery Stores                                | 777                            | 18,712,946                       | 270,113,796                      |
| Sporting Goods and Bicycle                                | 854                            | 13,233,565                       | 189,051,181                      |
| Farm and Garden Supply                                    | 652                            | 9,623,540                        | 138,404,580                      |
| Jewelry Stores  | 592                            | 8,692,595                        | 124,179,817                      |
| Fuel and Ice Dealers                                      | 216                            | 2,872,479                        | 41,634,992                       |
| Miscellaneous Retail, NEC                                 | 11,901                         | 122,251,352                      | 1,757,968,599                    |
| Florists  | 1,248                          | 7,161,891                        | 102,323,592                      |
| Cigar Stores and Stands                                   | 164                            | 6,186,071                        | 88,372,362                       |
| Camera and Photographic Supplies                          | 664                            | 3,646,537                        | 52,105,686                       |
| Gift, Novelty, and Souvenir Shops                         | 1,912                          | 10,533,148                       | 150,486,542                      |
| Printing and Publishing                                   | 517                            | 4,687,278                        | 78,121,481                       |
| Sales to Electric Power Associations                      |                                | 550,999                          | 55,099,918                       |
| Advertising Specialties and Supplies                      | 122                            | 753,080                          | 10,880,632                       |
| <b>Total Miscellaneous Retail</b>                         | <b>22,207</b>                  | <b>\$237,872,364</b>             | <b>\$3,480,912,839</b>           |
| <b>MISCELLANEOUS SERVICES</b>                             |                                |                                  |                                  |
| Cotton Ginning  | 5                              | 31                               | 3,174                            |
| Oil and Gas Field Services                                | 386                            | 8,323,057                        | 119,661,831                      |
| Burglar and Fire Alarms                                   | 257                            | 3,522,012                        | 50,315,101                       |
| Public Warehousing  | 52                             | 766,207                          | 11,134,821                       |
| Marina Services   | 46                             | 774,928                          | 11,070,397                       |
| Fixed Facilities, Air Transport                           | 16                             | 75,392                           | 1,098,131                        |
| TV Cable Service  | 68                             | 29,732,764                       | 424,753,352                      |
| Phone Answering Service                                   | 109                            | 2,146,358                        | 30,662,548                       |
| Insurance Carriers  |                                | 51,709                           | 738,709                          |
| Hotels, Courts, and Motels                                | 1,013                          | 35,037,328                       | 500,533,306                      |
| Trailer Parks   | 20                             | 389,281                          | 5,562,558                        |
| Laundries, Dry Cleaning                                   | 513                            | 7,382,888                        | 105,478,083                      |
| Shoe Repair Shops   | 41                             | 252,578                          | 3,608,281                        |
| Exterminating Services                                    | 312                            | 4,689,426                        | 66,991,772                       |
| Renting and Leasing - Non-transportation Equipment        | 1,434                          | 29,262,765                       | 418,061,503                      |
| Renting and Leasing - Transportation Equipment            | 507                            | 3,385,367                        | 48,364,589                       |
| Public Golf Courses                                       | 48                             | 704,814                          | 10,068,770                       |
| Medical and Other Health                                  | 310                            | 2,797,660                        | 39,967,099                       |
| Miscellaneous Services                                    | 561                            | 2,328,739                        | 33,296,914                       |
| <b>Total Miscellaneous Services</b>                       | <b>5,698</b>                   | <b>\$131,623,304</b>             | <b>\$1,881,370,939</b>           |

**BASIC CLASSIFICATION OF SALES BY INDUSTRY GROUP  
FISCAL YEAR ENDING JUNE 30, 2004**

| <u>INDUSTRY GROUP</u>                   | <u>Number of<br/>Taxpayers</u> | <u>Gross Tax<br/>Collections</u> | <u>Gross<br/>Indicated Sales</u> |
|---|--------------------------------|----------------------------------|----------------------------------|
| <b>WHOLESALE</b>                        |                                |                                  |                                  |
| Soft Drinks                             | 37                             |                                  |                                  |
| Dairy Products                          |                                | 11,984                           | 171,203                          |
| Beer*                                   | 41                             | 30,314,051                       | 505,235,208                      |
| Distilled Alcoholic Beverage*           | 7                              | 14,336,894                       | 238,948,725                      |
| <b>Total Wholesale</b>                  | <b>85</b>                      | <b>\$44,662,929</b>              | <b>\$744,355,136</b>             |
| <b>PUBLIC UTILITY</b>                   |                                |                                  |                                  |
| Railroad Transportation                 | 9                              | 6,340                            | 90,572                           |
| Intracity Bus Line                      |                                | 35,809                           | 511,559                          |
| Trucking - Local and Long Distance      | 24                             | 207,853                          | 3,025,623                        |
| Water Transportation                    |                                | 47,122                           | 673,180                          |
| Air Transportation                      | 12                             | 4,944                            | 70,634                           |
| Transport Service                       | 4                              | 87                               | 1,253                            |
| Telephone and Telegraph                 | 289                            | 122,044,231                      | 1,764,648,574                    |
| Electric Company and Systems            | 16                             | 31,314,993                       | 447,356,595                      |
| Electric Power Associations - Sales     | 26                             | 11,357,020                       | 162,345,456                      |
| City Electric Systems                   | 9                              | 1,105,371                        | 15,792,358                       |
| Gas Transportation and Distribution     | 33                             | 5,785,140                        | 82,644,774                       |
| City Gas Systems                        | 5                              | 152,701                          | 2,181,453                        |
| Combination Utility Company             | 28                             | 446,936                          | 6,384,794                        |
| City Combined Companies                 | 89                             | 4,714,193                        | 67,345,556                       |
| Water Supply                            | 556                            | 2,731,899                        | 39,029,421                       |
| Industrial Fuel by Utilities            |                                | 11,108,402                       | 740,560,527                      |
| Electric Power Associations - Purchases |                                | 3,161                            | 316,143                          |
| <b>Total Public Utilities</b>           | <b>1,100</b>                   | <b>\$191,066,202</b>             | <b>\$3,332,978,472</b>           |
| <b>CONTRACTING</b>                      |                                |                                  |                                  |
| Drilling Oil and Gas Wells              | 44                             | 3,337,719                        | 95,363,321                       |
| General Building Contractors            | 1,710                          | 62,516,252                       | 1,786,176,863                    |
| Heavy Construction Contractors          | 2,086                          | 50,130,026                       | 1,432,285,034                    |
| Mechanical Contractors                  | 1,237                          | 12,637,434                       | 361,069,185                      |
| Electrical Contractors                  | 1,065                          | 8,755,767                        | 250,164,544                      |
| Insulation Contractors                  | 313                            | 3,082,079                        | 88,059,328                       |
| Elevator or Escalator Service           | 13                             | 44,201                           | 1,262,898                        |
| Water Well Drilling                     | 83                             | 865,934                          | 12,371,557                       |
| Excavating, Grading, and Landscaping    | 1,323                          | 13,017,686                       | 200,960,977                      |
| <b>Total Contracting</b>                | <b>7,874</b>                   | <b>\$154,387,098</b>             | <b>\$4,227,713,707</b>           |
| <b>RECREATION</b>                       |                                |                                  |                                  |
| Motion Picture Shows                    | 54                             | 3,325,632                        | 47,508,986                       |
| Nightclubs, Dance, Etc.                 | 50                             | 45,985                           | 657,626                          |
| Bowling, Billiards, and Pool            | 81                             | 951,573                          | 13,593,892                       |
| Skating Rinks                           | 32                             | 310,727                          | 4,438,965                        |
| Parks, Etc.                             | 151                            | 1,748,216                        | 24,974,496                       |
| Race Tracks                             | 28                             | 105,391                          | 1,505,585                        |
| College Athletics                       | 14                             | 1,381,276                        | 19,732,501                       |
| Botanical Gardens, Zoos, Aquariums      | 9                              | 191,874                          | 2,762,732                        |
| Museums                                 | 5                              | 90,274                           | 1,289,636                        |
| <b>Total Recreation</b>                 | <b>424</b>                     | <b>\$8,150,948</b>               | <b>\$116,464,419</b>             |
| <b>GRAND TOTAL</b>                      | <b>82,795</b>                  | <b>\$2,338,086,247</b>           | <b>\$38,054,833,568</b>          |

\*Total gross collections are overstated by these wholesale amounts since they are included at the point of retail sales.



**DIVERSIONS TO CITIES FROM SALES TAX COLLECTIONS  
FISCAL YEAR 2004 COMPARED WITH FISCAL YEAR 2003**

| CITY            | FISCAL YEAR   | FISCAL YEAR   | CITY          | FISCAL YEAR   | FISCAL YEAR   |
|-----------------|---------------|---------------|---------------|---------------|---------------|
|                 | 2004          | 2003          |               | 2004          | 2003          |
| ABBEVILLE       | 19,031.10     | 28,350.71     | ECRU          | 91,160.52     | 82,280.78     |
| ABERDEEN        | 909,015.15    | 846,142.41    | EDEN          | 172.44        | 123.42        |
| ACKERMAN        | 312,846.13    | 307,084.44    | EDWARDS       | 75,091.22     | 67,199.42     |
| ALGOMA          | 15,806.50     | 12,529.70     | ELLISVILLE    | 558,817.74    | 503,764.71    |
| ALLIGATOR       | 10,481.61     | 8,633.34      | ENTERPRISE    | 30,384.47     | 27,291.12     |
| AMORY           | 1,674,496.64  | 1,604,604.41  | ETHEL         | 6,701.31      | 6,673.36      |
| ANGUILLA        | 36,524.78     | 35,767.94     | EUPORA        | 353,912.50    | 329,514.06    |
| ARCOLA          | 26,860.55     | 27,557.79     | FALCON        | 2,910.84      | 2,735.72      |
| ARTESIA         | 5,131.31      | 7,842.88      | FARMINGTON    | 47,396.62     | 39,989.30     |
| ASHLAND         | 131,102.49    | 136,616.59    | FAULKNER      | 52,449.43     | 63,979.21     |
| BALDWYN         | 544,328.03    | 499,701.56    | FAYETTE       | 171,483.01    | 153,216.29    |
| BASSFIELD       | 169,167.70    | 134,748.63    | FLORA         | 302,440.93    | 244,726.05    |
| BATESVILLE      | 3,378,188.44  | 2,962,938.77  | FLORENCE      | 508,811.48    | 434,145.85    |
| BAY SPRINGS     | 606,760.72    | 560,377.51    | FLOWOOD       | 5,734,442.81  | 5,154,071.41  |
| BAY ST LOUIS    | 1,321,027.82  | 1,234,635.72  | FOREST        | 1,632,529.85  | 1,576,482.28  |
| BEAUMONT        | 85,519.95     | 82,038.32     | FRENCH CAMP   | 14,225.25     | 17,633.85     |
| BEAUREGARD      | 1,731.08      | 1,439.73      | FRIARS POINT  | 29,252.34     | 27,309.42     |
| BELMONT         | 245,646.67    | 240,550.06    | FULTON        | 1,159,449.33  | 1,077,339.94  |
| BELZONI         | 518,673.94    | 485,487.19    | GATTMAN       | 2,583.34      | 2,013.38      |
| BENOIT          | 83,751.27     | 91,281.16     | GAUTIER       | 1,964,889.45  | 1,830,414.24  |
| BENTONIA        | 114,668.73    | 71,888.12     | GEORGETOWN    | 34,615.61     | 32,669.72     |
| BEULAH          | 5,905.90      | 5,232.46      | GLEN          | 19,038.84     | 15,748.62     |
| BIG CREEK       | 9,385.70      | 7,565.82      | GLENDORA      | 5,878.22      | 5,136.84      |
| BILOXI          | 12,374,584.45 | 11,194,078.26 | GLOSTER       | 138,673.01    | 134,384.11    |
| BLUE MOUNTAIN   | 69,372.02     | 59,862.88     | GOLDEN        | 44,773.81     | 40,624.58     |
| BLUE SPRINGS    | 20,093.41     | 15,678.90     | GOODMAN       | 46,532.84     | 37,787.21     |
| BOLTON          | 128,127.64    | 113,876.55    | GREENVILLE    | 6,592,010.27  | 6,472,783.50  |
| BOONEVILLE      | 1,566,938.62  | 1,486,552.77  | GREENWOOD     | 3,755,527.36  | 3,553,787.66  |
| BOYLE           | 112,430.74    | 82,352.49     | GRENADA       | 3,706,885.39  | 3,517,503.51  |
| BRANDON         | 3,502,812.12  | 3,120,865.54  | GULFPORT      | 17,673,422.45 | 16,676,966.97 |
| BRAXTON         | 11,380.49     | 9,931.00      | GUNNISON      | 10,550.61     | 8,758.66      |
| BROOKHAVEN      | 4,071,327.17  | 3,827,966.91  | GUNTOWN       | 128,718.25    | 120,016.38    |
| BROOKSVILLE     | 103,400.07    | 106,043.29    | HATLEY        | 6,015.00      | 5,265.53      |
| BRUCE           | 406,582.74    | 368,573.94    | HATTIESBURG   | 16,734,669.74 | 15,151,176.00 |
| BUDE            | 95,679.18     | 90,749.99     | HAZLEHURST    | 863,899.56    | 824,836.99    |
| BURNSVILLE      | 138,912.39    | 128,102.12    | HEIDELBERG    | 308,297.50    | 282,420.59    |
| BYHALIA         | 401,622.04    | 366,038.36    | HERNANDO      | 1,466,381.41  | 1,247,812.36  |
| CALEDONIA       | 58,100.27     | 54,364.57     | HICKORY       | 57,096.11     | 62,190.47     |
| CALHOUN CITY    | 318,574.72    | 297,688.60    | HICKORY FLAT  | 71,712.37     | 63,558.87     |
| CANTON          | 2,065,420.37  | 1,834,478.41  | HOLLANDALE    | 181,679.72    | 186,330.46    |
| CARROLLTON      | 32,292.46     | 28,513.26     | HOLLY SPRINGS | 1,086,108.22  | 1,020,035.05  |
| CARTHAGE        | 1,506,481.27  | 1,425,835.06  | HORN LAKE     | 3,864,328.71  | 3,605,083.42  |
| CARY            | 15,703.62     | 18,781.04     | HOULKA        | 85,323.01     | 74,482.87     |
| CENTREVILLE     | 208,877.95    | 188,430.39    | HOUSTON       | 913,888.44    | 852,478.74    |
| CHARLESTON      | 307,166.53    | 288,813.95    | INDIANOLA     | 1,491,051.82  | 1,458,028.69  |
| CHUNKY          | 5,789.50      | 5,707.32      | INVERNESS     | 64,574.05     | 63,184.04     |
| CLARKSDALE      | 2,850,891.75  | 2,762,203.42  | ISOLA         | 39,254.81     | 31,149.93     |
| CLEVELAND       | 2,944,163.64  | 2,827,241.84  | ITTA BENA     | 161,703.87    | 151,312.21    |
| CLINTON         | 3,302,343.51  | 3,304,987.39  | IUKA          | 746,904.81    | 702,724.89    |
| COAHOMA         | 5,737.48      | 5,608.76      | JACKSON       | 36,068,349.51 | 34,877,394.72 |
| COFFEEVILLE     | 110,306.32    | 102,447.97    | JONESTOWN     | 62,138.40     | 50,432.28     |
| COLDWATER       | 177,400.49    | 165,466.33    | JUMPERTOWN    | 10,483.19     | 9,150.01      |
| COLLINS         | 997,806.68    | 967,822.01    | KILMICHAEL    | 57,914.89     | 55,386.67     |
| COLUMBIA        | 2,617,849.42  | 2,283,293.38  | KOSCIUSKO     | 1,806,674.19  | 1,740,394.00  |
| COLUMBUS        | 8,198,344.80  | 8,003,790.59  | KOSSUTH       | 13,396.97     | 6,807.09      |
| COMO            | 119,409.03    | 99,977.94     | LAKE          | 53,551.97     | 40,024.50     |
| CORINTH         | 4,766,251.78  | 4,568,709.79  | LAMBERT       | 40,410.53     | 35,377.47     |
| COURTLAND       | 13,909.07     | 10,389.07     | LAUREL        | 7,089,530.05  | 6,749,960.33  |
| CRAWFORD        | 9,077.79      | 12,520.94     | LEAKESVILLE   | 242,564.48    | 231,021.34    |
| CRENSHAW        | 47,374.12     | 47,071.23     | LEARNED       | 4,642.90      | 2,690.47      |
| CROSBY          | 13,478.01     | 12,356.16     | LELAND        | 389,794.77    | 374,467.39    |
| CROWDER         | 14,566.33     | 13,594.55     | LENA          | 12,707.99     | 10,748.57     |
| CRUGER          | 5,641.22      | 5,594.86      | LEXINGTON     | 439,215.01    | 407,022.34    |
| CRYSTAL SPRINGS | 658,881.07    | 609,141.05    | LIBERTY       | 241,564.89    | 249,010.09    |
| D'O             | 56,626.64     | 58,909.49     | LONG BEACH    | 1,549,963.15  | 1,638,609.22  |
| D'IBERVILLE     | 3,339,671.59  | 3,184,001.94  | LOUIN         | 23,345.76     | 21,609.36     |
| DECATUR         | 106,374.77    | 103,074.39    | LOUISE        | 19,297.82     | 19,614.07     |
| DEKALB          | 233,924.20    | 223,496.32    | LOUISVILLE    | 1,395,783.83  | 1,342,684.24  |
| DERMA           | 61,160.51     | 51,752.74     | LUCEDALE      | 1,421,495.07  | 1,304,753.29  |
| DODDSVILLE      | 3,226.64      | 3,025.62      | LULA          | 54,156.37     | 51,822.99     |
| DREW            | 170,347.31    | 157,605.80    | LUMBERTON     | 195,067.28    | 170,955.77    |
| DUCK HILL       | 34,711.80     | 26,152.49     | LYON          | 35,756.09     | 35,942.14     |
| DUMAS           | 10,916.28     | 8,880.97      | MABEN         | 73,263.13     | 74,277.29     |
| DUNCAN          | 5,449.71      | 5,099.10      | MACON         | 336,948.68    | 319,559.68    |
| DURANT          | 284,411.15    | 272,645.05    | MADISON       | 2,629,427.47  | 1,383,656.46  |

**DIVERSIONS TO CITIES FROM SALES TAX COLLECTIONS  
FISCAL YEAR 2004 COMPARED WITH FISCAL YEAR 2003**

| <b>CITY</b>    | <b>FISCAL YEAR<br/>2004</b> | <b>FISCAL YEAR<br/>2003</b> | <b>CITY</b>        | <b>FISCAL YEAR<br/>2004</b> | <b>FISCAL YEAR<br/>2003</b> |
|----------------|-----------------------------|-----------------------------|--------------------|-----------------------------|-----------------------------|
| MAGEE          | 1,704,095.91                | 1,668,559.17                | ROSEDALE           | 98,469.32                   | 99,046.04                   |
| MAGNOLIA       | 283,848.56                  | 266,511.02                  | ROXIE              | 10,712.40                   | 7,968.56                    |
| MANTACHIE      | 146,826.04                  | 135,108.85                  | RULEVILLE          | 191,880.56                  | 168,491.89                  |
| MANTEE         | 14,430.97                   | 12,044.16                   | SALLIS             | 5,063.68                    | 3,066.11                    |
| MARIETTA       | 24,118.34                   | 24,972.10                   | SALTILLO           | 459,897.20                  | 360,574.94                  |
| MARION         | 161,441.08                  | 109,550.07                  | SANDERSVILLE       | 223,119.36                  | 200,079.35                  |
| MARKS          | 294,579.82                  | 278,179.56                  | SARDIS             | 258,807.30                  | 235,788.22                  |
| MATHISTON      | 149,655.41                  | 151,273.93                  | SATARTIA           | 5,872.12                    | 4,447.20                    |
| MAYERSVILLE    | 9,670.48                    | 9,755.44                    | SCHLATER           | 11,448.39                   | 8,468.54                    |
| MCCOMB         | 4,685,887.75                | 4,353,218.90                | SCOوبا             | 77,757.07                   | 76,258.69                   |
| MCCOOL         | 7,864.97                    | 6,506.52                    | SEBASTAPOL         | 128,178.40                  | 109,337.41                  |
| MCLAIN         | 13,860.41                   | 13,432.78                   | SEMINARY           | 70,766.69                   | 46,540.77                   |
| MEADVILLE      | 100,509.48                  | 96,562.02                   | SENATOBIA          | 2,005,055.73                | 1,934,687.37                |
| MENDENHALL     | 520,457.62                  | 489,208.15                  | SHANNON            | 165,082.48                  | 159,039.94                  |
| MERIDIAN       | 12,353,458.61               | 11,594,615.40               | SHAW               | 76,734.16                   | 79,689.98                   |
| MERIGOLD       | 65,454.90                   | 59,588.27                   | SHELBY             | 110,760.65                  | 108,288.34                  |
| METCALFE       | 12,173.84                   | 10,037.10                   | SHERMAN            | 110,901.36                  | 75,040.17                   |
| MIZE           | 40,888.56                   | 33,534.24                   | SHUBUTA            | 45,233.17                   | 44,127.18                   |
| MONTICELLO     | 400,267.83                  | 381,098.76                  | SHUQUALAK          | 42,151.13                   | 37,480.35                   |
| MONTROSE       | 8,528.64                    | 7,293.65                    | SIDON              | 9,428.51                    | 9,284.93                    |
| MOORHEAD       | 70,084.09                   | 65,522.54                   | SILVER CITY        | 4,524.86                    | 5,758.23                    |
| MORGAN CITY    | 5,460.16                    | 4,473.04                    | SILVER CREEK       | 34,876.58                   | 31,107.14                   |
| MORTON         | 434,561.86                  | 417,302.79                  | SLATE SPRINGS      | 4,900.17                    | 4,348.08                    |
| MOSS POINT     | 1,302,278.97                | 1,303,850.86                | SLEDGE             | 23,927.63                   | 21,775.33                   |
| MOUND BAYOU    | 51,877.54                   | 45,772.83                   | SMITHVILLE         | 68,961.75                   | 49,337.39                   |
| MT. OLIVE      | 60,977.58                   | 57,410.07                   | SNOW LAKE SHORES   | 1,574.59                    | 1,521.41                    |
| MYRTLE         | 29,133.80                   | 22,721.98                   | SOSO               | 81,257.56                   | 77,331.43                   |
| NATCHEZ        | 4,630,140.04                | 4,572,973.85                | SOUTHAVEN          | 8,391,857.02                | 7,362,291.63                |
| NETTLETON      | 222,084.97                  | 200,512.45                  | STARKVILLE         | 4,088,952.24                | 3,906,762.32                |
| NEW ALBANY     | 2,146,343.57                | 2,035,701.10                | STATE LINE         | 61,414.37                   | 56,412.63                   |
| NEW AUGUSTA    | 136,310.49                  | 124,521.72                  | STONEWALL          | 70,155.39                   | 63,785.90                   |
| NEW HEBRON     | 56,173.76                   | 51,764.61                   | STURGIS            | 33,924.68                   | 31,760.15                   |
| NEWTON         | 874,613.60                  | 789,837.62                  | SUMMIT             | 263,646.53                  | 198,748.20                  |
| NO. CARROLLTON | 34,974.02                   | 37,213.01                   | SUMNER             | 54,837.17                   | 46,837.53                   |
| NOXAPATER      | 69,556.11                   | 68,134.73                   | SUMRALL            | 214,653.88                  | 180,725.63                  |
| OAKLAND        | 29,352.91                   | 25,572.85                   | SUNFLOWER          | 20,449.41                   | 21,741.28                   |
| OCEAN SPRINGS  | 3,596,955.98                | 3,291,297.54                | SYLVARENA          | 3,611.10                    | 3,772.18                    |
| OKOLONA        | 273,190.47                  | 246,690.28                  | TAYLOR             | 14,063.05                   | 11,162.48                   |
| OLIVE BRANCH   | 4,546,516.63                | 3,906,341.79                | TAYLORSVILLE       | 302,828.71                  | 277,222.94                  |
| OSYKA          | 42,194.44                   | 28,953.95                   | TCHULA             | 71,135.12                   | 73,608.07                   |
| OXFORD         | 4,272,163.16                | 3,891,617.79                | TERRY              | 128,369.04                  | 109,394.41                  |
| PACE           | 7,958.59                    | 6,839.67                    | THAXTON            | 12,237.38                   | 10,263.80                   |
| PACHUTA        | 21,852.26                   | 24,145.44                   | TISHOMINGO         | 80,420.12                   | 71,402.58                   |
| PADEN          | 969.36                      | 1,092.93                    | TOCCOPOLA          | 6,800.05                    | 6,306.25                    |
| PASCAGOULA     | 5,232,403.96                | 5,042,448.19                | TREMONT            | 22,662.72                   | 20,514.60                   |
| PASS CHRISTIAN | 1,164,956.06                | 498,693.84                  | TUNICA             | 514,636.00                  | 512,680.91                  |
| PAULDING       | 6,742.79                    | 5,262.91                    | TUPELO             | 15,008,286.58               | 14,338,669.05               |
| PEARL          | 6,573,909.11                | 6,003,173.59                | TUTWILER           | 37,378.84                   | 33,420.85                   |
| PELAHATCHIE    | 277,799.58                  | 265,882.24                  | TYLERTOWN          | 581,182.34                  | 527,042.79                  |
| PETAL          | 1,391,129.77                | 1,317,956.61                | UNION              | 317,199.24                  | 304,045.07                  |
| PHILADELPHIA   | 3,085,360.57                | 2,886,442.68                | UTICA              | 144,417.27                  | 134,192.57                  |
| PICAYUNE       | 3,412,783.19                | 3,170,774.59                | VAIDEN             | 121,612.31                  | 124,176.42                  |
| PICKENS        | 93,871.46                   | 86,478.83                   | VARDAMAN           | 74,772.90                   | 63,299.50                   |
| PITTSBORO      | 4,552.00                    | 3,865.37                    | VERONA             | 301,742.37                  | 245,972.87                  |
| PLANTERSVILLE  | 43,206.24                   | 42,734.36                   | VICKSBURG          | 6,763,600.49                | 6,319,770.11                |
| POLKVILLE      | 5,423.34                    | 4,809.39                    | VILLAGE OF MEMPHIS | 12,373.70                   | 6,640.16                    |
| PONTOTOC       | 1,518,670.51                | 1,431,194.87                | WALNUT             | 209,175.65                  | 209,812.49                  |
| POPE           | 20,246.13                   | 13,637.45                   | WALNUT GROVE       | 58,109.42                   | 50,741.16                   |
| POPLARVILLE    | 503,802.71                  | 451,483.12                  | WALTHALL           | 23,820.03                   | 23,518.65                   |
| PORT GIBSON    | 261,541.39                  | 256,736.78                  | WATER VALLEY       | 429,559.20                  | 418,644.97                  |
| POTTS CAMP     | 75,033.15                   | 68,351.25                   | WAVELAND           | 2,060,540.65                | 1,854,608.61                |
| PRENTISS       | 485,391.75                  | 492,366.92                  | WAYNESBORO         | 1,757,344.18                | 1,649,671.37                |
| PUCKETT        | 84,275.89                   | 73,301.23                   | WEBB               | 89,593.60                   | 90,519.92                   |
| PURVIS         | 458,896.79                  | 412,552.44                  | WEIR               | 24,919.49                   | 25,375.64                   |
| QUITMAN        | 439,155.18                  | 430,806.15                  | WESSON             | 127,347.63                  | 104,162.82                  |
| RALEIGH        | 163,032.98                  | 153,238.00                  | WEST               | 27,504.59                   | 26,319.65                   |
| RAYMOND        | 179,772.87                  | 149,811.56                  | WEST POINT         | 1,580,182.29                | 1,532,312.81                |
| RENOVA         | 21,947.93                   | 22,728.98                   | WIGGINS            | 1,262,220.29                | 1,128,625.82                |
| RICHLAND       | 3,458,539.33                | 3,316,889.18                | WINONA             | 941,369.07                  | 881,866.91                  |
| RICHTON        | 255,317.53                  | 259,172.04                  | WINSTONVILLE       | 2,409.38                    | 2,173.25                    |
| RIDGELAND      | 8,987,701.52                | 8,612,829.03                | WOODLAND           | 151,299.62                  | 140,230.91                  |
| RIENZI         | 35,388.18                   | 22,483.71                   | WOODVILLE          | 259,423.41                  | 229,193.36                  |
| RIPLEY         | 1,115,946.50                | 1,080,572.02                | YAZOO CITY         | 1,687,138.64                | 1,733,008.26                |
| ROLLING FORK   | 352,134.63                  | 300,875.32                  |                    |                             |                             |
| <b>TOTAL</b>   | <b>\$ 332,575,236.77</b>    | <b>\$ 310,566,839.16</b>    |                    |                             |                             |

*Counties of Mississippi*  
*Sales and Tax Industry Group - Fiscal Year 2004*

|                     | <b>Total for County</b> | <b>Automotive</b> | <b>Machinery, Equipment, and Supplies</b> | <b>Food and Beverage</b> | <b>Furniture and Fixtures</b> | <b>Public Utilities</b> | <b>Apparel and General Merchandise</b> |
|---------------------|-------------------------|-------------------|---|--------------------------|-------------------------------|-------------------------|--|
| <b>1 ADAMS</b>      |                         |                   |   |                          |                               |                         |  |
| Number of Taxpayers | 1,224                   | 166               | 79  | 259                      | 25                            |                         | 72                                     |
| Gross Tax           | 29,522,986              | 3,837,615         | 1,705,395                                 | 5,267,636                | 438,519                       | 1,667,377               | 8,508,747                              |
| Gross Sales         | 464,370,673             | 66,506,288        | 28,676,493                                | 75,529,716               | 6,264,562                     | 29,655,790              | 121,394,966                            |
| <b>2 ALCORN</b>     |                         |                   |   |                          |                               |                         |  |
| Number of Taxpayers | 1,090                   | 241               | 36  | 168                      | 25                            | 11                      | 44                                     |
| Gross Tax           | 29,058,239              | 4,935,275         | 542,986                                   | 5,329,251                | 610,882                       | 1,670,537               | 8,110,450                              |
| Gross Sales         | 454,383,523             | 88,232,924        | 11,306,185                                | 76,296,127               | 8,726,887                     | 30,933,932              | 115,409,275                            |
| <b>3 AMITE</b>      |                         |                   |   |                          |                               |                         |  |
| Number of Taxpayers | 215                     | 31                | 12  | 49                       | 7                             | 5                       | 9                                      |
| Gross Tax           | 2,925,086               | 324,988           | 346,064                                   | 957,413                  | 137,834                       | 195,024                 | 136,119                                |
| Gross Sales         | 49,258,524              | 5,290,175         | 6,338,054                                 | 13,677,316               | 1,969,062                     | 3,419,669               | 1,944,561                              |
| <b>4 ATTALA</b>     |                         |                   |   |                          |                               |                         |  |
| Number of Taxpayers | 470                     | 78                | 17  | 105                      | 14                            | 10                      | 22                                     |
| Gross Tax           | 10,797,939              | 1,576,095         | 108,284                                   | 2,358,844                | 173,821                       | 639,648                 | 3,498,262                              |
| Gross Sales         | 167,178,294             | 27,294,460        | 1,754,767                                 | 33,908,636               | 2,483,167                     | 10,009,877              | 49,967,954                             |
| <b>5 BENTON</b>     |                         |                   |   |                          |                               |                         |  |
| Number of Taxpayers | 151                     | 32                |   | 23                       |                               |                         | 15                                     |
| Gross Tax           | 1,204,072               | 223,416           |   | 430,046                  |                               | 82,552                  | 97,763                                 |
| Gross Sales         | 19,957,874              | 3,428,449         |   | 6,143,518                |                               | 1,380,982               | 1,397,860                              |
| <b>6 BOLIVAR</b>    |                         |                   |   |                          |                               |                         |  |
| Number of Taxpayers | 1002                    | 141               | 48  | 282                      | 38                            | 14                      | 100                                    |
| Gross Tax           | 20,390,193              | 3,024,525         | 1,040,464                                 | 5,473,545                | 611,081                       | 1,557,381               | 3,750,079                              |
| Gross Sales         | 332,608,526             | 51,513,859        | 24,907,299                                | 78,305,104               | 8,961,803                     | 27,109,553              | 53,511,344                             |
| <b>7 CALHOUN</b>    |                         |                   |   |                          |                               |                         |  |
| Number of Taxpayers | 408                     | 69                | 20  | 71                       | 20                            | 16                      | 46                                     |
| Gross Tax           | 5,399,839               | 1,187,658         | 363,401                                   | 1,531,452                | 107,955                       | 418,078                 | 616,780                                |
| Gross Sales         | 93,224,833              | 20,409,197        | 11,130,702                                | 21,888,515               | 1,542,223                     | 7,333,629               | 8,808,136                              |
| <b>8 CARROLL</b>    |                         |                   |   |                          |                               |                         |  |
| Number of Taxpayers | 223                     | 32                | 7   | 54                       | 5                             | 5                       | 16                                     |
| Gross Tax           | 1,627,468               | 137,429           | 25,329                                    | 554,875                  | 6,042                         | 114,586                 | 147,628                                |
| Gross Sales         | 27,979,473              | 2,125,103         | 1,298,747                                 | 7,926,785                | 86,315                        | 2,137,917               | 2,110,632                              |
| <b>9 CHICKASAW</b>  |                         |                   |   |                          |                               |                         |  |
| Number of Taxpayers | 479                     | 94                | 25  | 95                       | 39                            | 12                      | 36                                     |
| Gross Tax           | 8,613,523               | 1,474,760         | 249,455                                   | 2,498,075                | 526,877                       | 630,301                 | 1,290,136                              |
| Gross Sales         | 140,633,824             | 27,487,341        | 5,612,670                                 | 35,716,804               | 7,562,327                     | 10,895,445              | 18,366,964                             |
| <b>10 CHOCTAW</b>   |                         |                   |   |                          |                               |                         |  |
| Number of Taxpayers | 171                     | 28                | 13  | 28                       | 8                             | 9                       | 17                                     |
| Gross Tax           | 2,968,913               | 602,504           | 103,875                                   | 607,655                  | 31,354                        | 161,789                 | 108,439                                |
| Gross Sales         | 59,447,342              | 10,593,009        | 3,909,355                                 | 8,680,782                | 447,922                       | 2,784,864               | 1,549,014                              |
| <b>11 CLAIBORNE</b> |                         |                   |   |                          |                               |                         |  |
| Number of Taxpayers | 194                     | 21                | 5   | 77                       | 7                             | 5                       | 7                                      |
| Gross Tax           | 2,767,231               | 89,761            | 68,219                                    | 909,552                  | 53,731                        | 203,801                 | 229,418                                |
| Gross Sales         | 48,839,092              | 1,469,310         | 1,128,878                                 | 12,993,592               | 767,591                       | 3,399,048               | 3,277,110                              |
| <b>12 CLARKE</b>    |                         |                   |   |                          |                               |                         |  |
| Number of Taxpayers | 362                     | 64                | 29  | 70                       | 12                            | 8                       | 18                                     |
| Gross Tax           | 4,227,979               | 752,088           | 105,671                                   | 1,416,320                | 28,374                        | 378,894                 | 234,951                                |
| Gross Sales         | 70,971,951              | 14,653,311        | 1,830,508                                 | 20,233,135               | 405,351                       | 7,092,540               | 3,356,441                              |
| <b>13 CLAY</b>      |                         |                   |   |                          |                               |                         |  |
| Number of Taxpayers | 536                     | 72                | 21  | 169                      | 12                            | 7                       | 45                                     |
| Gross Tax           | 10,774,387              | 1,683,859         | 158,420                                   | 3,276,481                | 67,634                        | 1,066,558               | 1,441,703                              |
| Gross Sales         | 172,029,073             | 29,052,130        | 2,830,124                                 | 46,882,662               | 966,210                       | 18,468,049              | 20,594,123                             |
| <b>14 COAHOMA</b>   |                         |                   |   |                          |                               |                         |  |
| Number of Taxpayers | 776                     | 99                | 38  | 204                      | 35                            | 15                      | 81                                     |
| Gross Tax           | 18,255,910              | 1,989,921         | 1,014,059                                 | 4,551,807                | 494,982                       | 1,240,416               | 3,178,622                              |
| Gross Sales         | 290,146,151             | 33,739,352        | 21,174,444                                | 65,147,749               | 7,071,174                     | 21,491,312              | 45,275,422                             |

**Distribution By Industry Group**

| <b>Lumber and Building Materials</b> | <b>Miscellaneous Retail</b> | <b>Miscellaneous Services</b> | <b>Wholesale</b> | <b>Contracting</b> | <b>Recreation</b> | <b>Total Retail</b> |
|--------------------------------------|-----------------------------|-------------------------------|------------------|--------------------|-------------------|---------------------|
| 70                                   | 312                         | 145                           | 5                | 70                 | 19                | 1,219               |
| 1,389,340                            | 2,295,932                   | 2,227,452                     | 637,099          | 1,413,237          | 134,632           | 28,885,887          |
| 20,005,178                           | 33,068,124                  | 31,947,570                    | 10,618,341       | 38,780,323         | 1,923,316         | 453,752,331         |
| 73                                   | 406                         | 40                            |                  | 40                 |                   | 1,087               |
| 3,326,634                            | 2,499,709                   | 881,458                       |                  | 818,293            |                   | 28,769,698          |
| 47,717,212                           | 35,764,887                  | 12,592,254                    |                  | 21,963,142         |                   | 449,574,497         |
| 14                                   | 58                          | 9                             |                  | 19                 |                   | 215                 |
| 153,780                              | 222,836                     | 101,310                       |                  | 346,284            |                   | 2,925,086           |
| 2,213,227                            | 3,205,890                   | 1,447,297                     |                  | 9,704,253          |                   | 49,258,524          |
| 22                                   | 149                         | 22                            |                  | 30                 |                   | 469                 |
| 488,299                              | 1,059,232                   | 394,827                       |                  | 500,621            |                   | 10,797,939          |
| 6,994,428                            | 15,394,731                  | 5,640,393                     |                  | 13,729,875         |                   | 167,178,294         |
| 12                                   | 42                          |                               |                  | 13                 |                   | 151                 |
| 46,656                               | 83,598                      |                               |                  | 166,929            |                   | 1,204,072           |
| 676,384                              | 1,194,306                   |                               |                  | 4,656,162          |                   | 19,957,874          |
| 57                                   | 235                         | 44                            |                  | 40                 |                   | 1000                |
| 1,061,523                            | 1,484,772                   | 1,008,602                     |                  | 1,369,079          |                   | 20,390,193          |
| 15,289,271                           | 21,382,753                  | 14,408,593                    |                  | 37,088,402         |                   | 332,608,526         |
| 17                                   | 112                         | 12                            |                  | 22                 |                   | 408                 |
| 323,169                              | 312,834                     | 143,322                       |                  | 390,088            |                   | 5,399,839           |
| 4,616,856                            | 4,595,826                   | 2,049,206                     |                  | 10,777,714         |                   | 93,224,833          |
| 17                                   | 60                          | 5                             |                  | 20                 |                   | 223                 |
| 126,466                              | 201,045                     | 91,325                        |                  | 221,952            |                   | 1,627,468           |
| 1,847,926                            | 2,955,778                   | 1,304,644                     |                  | 6,174,380          |                   | 27,979,473          |
| 20                                   | 116                         | 19                            |                  | 23                 |                   | 479                 |
| 474,534                              | 703,847                     | 247,350                       |                  | 518,184            |                   | 8,613,523           |
| 6,941,368                            | 10,121,186                  | 3,533,573                     |                  | 14,396,142         |                   | 140,633,824         |
| 8                                    | 38                          | 11                            |                  | 11                 |                   | 171                 |
| 158,155                              | 253,303                     | 77,593                        |                  | 864,241            |                   | 2,968,913           |
| 2,259,450                            | 3,639,323                   | 1,114,649                     |                  | 24,468,969         |                   | 59,447,342          |
| 9                                    | 41                          | 10                            |                  | 8                  |                   | 194                 |
| 96,208                               | 437,456                     | 105,408                       |                  | 571,757            |                   | 2,767,231           |
| 1,392,327                            | 6,558,967                   | 1,505,831                     |                  | 16,319,065         |                   | 48,839,092          |
| 27                                   | 84                          | 16                            |                  | 33                 |                   | 362                 |
| 120,736                              | 357,598                     | 444,852                       |                  | 387,959            |                   | 4,227,979           |
| 1,724,799                            | 5,147,665                   | 6,355,028                     |                  | 10,165,577         |                   | 70,971,951          |
| 22                                   | 117                         | 24                            |                  | 46                 |                   | 535                 |
| 130,589                              | 911,852                     | 501,603                       |                  | 563,647            |                   | 9,802,404           |
| 1,871,041                            | 13,064,291                  | 7,165,759                     |                  | 14,934,174         |                   | 155,829,324         |
| 49                                   | 176                         | 36                            |                  | 37                 | 5                 | 775                 |
| 886,848                              | 2,278,325                   | 1,111,715                     |                  | 892,192            | 318,937           | 17,957,829          |
| 12,726,947                           | 33,312,454                  | 15,881,640                    |                  | 24,801,403         | 4,556,248         | 285,178,150         |

Note: Figures include audits and adjustments from prior years.

**1 ADAMS**  
 Number of Taxpayers  
 Gross Tax  
 Gross Sales

**2 ALCORN**  
 Number of Taxpayers  
 Gross Tax  
 Gross Sales

**3 AMITE**  
 Number of Taxpayers  
 Gross Tax  
 Gross Sales

**4 ATTALA**  
 Number of Taxpayers  
 Gross Tax  
 Gross Sales

**5 BENTON**  
 Number of Taxpayers  
 Gross Tax  
 Gross Sales

**6 BOLIVAR**  
 Number of Taxpayers  
 Gross Tax  
 Gross Sales

**7 CALHOUN**  
 Number of Taxpayers  
 Gross Tax  
 Gross Sales

**8 CARROLL**  
 Number of Taxpayers  
 Gross Tax  
 Gross Sales

**9 CHICKASAW**  
 Number of Taxpayers  
 Gross Tax  
 Gross Sales

**10 CHOCTAW**  
 Number of Taxpayers  
 Gross Tax  
 Gross Sales

**11 CLAIBORNE**  
 Number of Taxpayers  
 Gross Tax  
 Gross Sales

**12 CLARKE**  
 Number of Taxpayers  
 Gross Tax  
 Gross Sales

**13 CLAY**  
 Number of Taxpayers  
 Gross Tax  
 Gross Sales

**14 COAHOMA**  
 Number of Taxpayers  
 Gross Tax  
 Gross Sales

*Counties of Mississippi*  
Sales and Tax Industry Group - Fiscal Year 2004

|                     | <b>Total for County</b> | <b>Automotive</b> | <b>Machinery, Equipment, and Supplies</b> | <b>Food and Beverage</b> | <b>Furniture and Fixtures</b> | <b>Public Utilities</b> | <b>Apparel and General Merchandise</b> |
|---------------------|-------------------------|-------------------|---|--------------------------|-------------------------------|-------------------------|--|
| <b>15 COPIAH</b>    |                         |                   |   |                          |                               |                         |  |
| Number of Taxpayers | 613                     | 106               | 28  | 145                      | 23                            | 10                      | 30                                     |
| Gross Tax           | 10,993,208              | 1,722,697         | 90,406                                    | 3,768,663                | 330,878                       | 832,313                 | 1,582,445                              |
| Gross Sales         | 180,405,677             | 30,248,502        | 1,493,037                                 | 53,882,302               | 4,726,831                     | 14,688,516              | 22,606,016                             |
| <b>16 COVINGTON</b> |                         |                   |   |                          |                               |                         |  |
| Number of Taxpayers | 449                     | 84                | 32  | 86                       | 12                            | 7                       | 25                                     |
| Gross Tax           | 7,926,945               | 2,310,782         | 198,438                                   | 1,958,425                | 73,458                        | 506,965                 | 417,429                                |
| Gross Sales         | 144,451,689             | 42,727,115        | 3,774,811                                 | 28,044,727               | 1,049,399                     | 9,702,903               | 5,963,257                              |
| <b>17 DESOTO</b>    |                         |                   |   |                          |                               |                         |  |
| Number of Taxpayers | 2,681                   | 359               | 195                                       | 463                      | 73                            | 21                      | 207                                    |
| Gross Tax           | 114,857,170             | 14,989,190        | 2,181,838                                 | 23,806,212               | 1,422,212                     | 5,506,723               | 26,049,497                             |
| Gross Sales         | 1,854,164,639           | 260,659,374       | 37,511,742                                | 340,624,790              | 20,317,306                    | 99,138,581              | 371,970,342                            |
| <b>18 FORREST</b>   |                         |                   |   |                          |                               |                         |  |
| Number of Taxpayers | 2,129                   | 387               | 137                                       | 443                      | 72                            | 10                      | 126                                    |
| Gross Tax           | 68,624,112              | 13,717,224        | 3,789,244                                 | 12,815,357               | 1,638,466                     | 5,240,193               | 10,739,131                             |
| Gross Sales         | 1,149,203,102           | 254,471,819       | 77,384,142                                | 183,743,067              | 23,406,636                    | 94,596,884              | 153,167,841                            |
| <b>19 FRANKLIN</b>  |                         |                   |   |                          |                               |                         |  |
| Number of Taxpayers | 152                     | 20                | 5   | 31                       | 6                             | 5                       |  |
| Gross Tax           | 1,674,335               | 208,461           | 70,126                                    | 338,044                  | 23,584                        | 285,649                 |  |
| Gross Sales         | 29,361,049              | 3,052,342         | 1,285,869                                 | 4,842,913                | 336,923                       | 4,899,612               |  |
| <b>20 GEORGE</b>    |                         |                   |   |                          |                               |                         |  |
| Number of Taxpayers | 466                     | 81                | 29  | 71                       | 14                            | 6                       | 35                                     |
| Gross Tax           | 9,839,778               | 1,528,320         | 360,164                                   | 1,823,685                | 137,384                       | 383,006                 | 3,542,831                              |
| Gross Sales         | 159,544,947             | 26,355,940        | 9,384,586                                 | 26,089,727               | 1,962,632                     | 6,390,936               | 50,522,933                             |
| <b>21 GREENE</b>    |                         |                   |   |                          |                               |                         |  |
| Number of Taxpayers | 183                     | 31                | 12  | 45                       |                               | 6                       | 9                                      |
| Gross Tax           | 2,214,646               | 303,896           | 60,435                                    | 706,953                  |                               | 184,208                 | 89,280                                 |
| Gross Sales         | 39,702,684              | 5,178,463         | 1,105,684                                 | 10,099,332               |                               | 2,979,898               | 1,275,967                              |
| <b>22 GRENADA</b>   |                         |                   |   |                          |                               |                         |  |
| Number of Taxpayers | 730                     | 133               | 37  | 155                      | 19                            | 5                       | 48                                     |
| Gross Tax           | 22,168,416              | 5,568,649         | 1,109,968                                 | 4,518,922                | 322,204                       | 1,132,267               | 1,346,163                              |
| Gross Sales         | 357,975,873             | 103,915,897       | 20,243,693                                | 64,607,459               | 4,602,914                     | 19,909,863              | 19,257,611                             |
| <b>23 HANCOCK</b>   |                         |                   |   |                          |                               |                         |  |
| Number of Taxpayers | 1,204                   | 149               | 66  | 237                      | 41                            | 6                       | 62                                     |
| Gross Tax           | 26,748,217              | 3,549,956         | 434,957                                   | 6,712,241                | 180,856                       | 1,193,265               | 4,884,773                              |
| Gross Sales         | 450,353,805             | 63,378,241        | 11,603,148                                | 95,956,307               | 2,583,660                     | 19,762,818              | 69,757,307                             |
| <b>24 HARRISON</b>  |                         |                   |   |                          |                               |                         |  |
| Number of Taxpayers | 5,026                   | 716               | 286                                       | 984                      | 168                           | 21                      | 367                                    |
| Gross Tax           | 222,894,924             | 27,175,769        | 7,567,728                                 | 49,682,941               | 4,957,848                     | 11,477,694              | 44,877,988                             |
| Gross Sales         | 3,557,754,834           | 491,047,565       | 118,747,472                               | 711,560,909              | 70,867,280                    | 207,409,730             | 640,691,873                            |
| <b>25 HINDS</b>     |                         |                   |   |                          |                               |                         |  |
| Number of Taxpayers | 6,142                   | 907               | 375                                       | 1,237                    | 175                           | 50                      | 476                                    |
| Gross Tax           | 269,527,563             | 45,399,766        | 9,585,474                                 | 50,033,894               | 8,035,887                     | 21,132,867              | 37,667,787                             |
| Gross Sales         | 4,401,972,816           | 838,154,643       | 160,829,870                               | 721,601,866              | 114,951,425                   | 360,836,372             | 537,409,383                            |
| <b>26 HOLMES</b>    |                         |                   |   |                          |                               |                         |  |
| Number of Taxpayers | 444                     | 69                | 17  | 180                      | 11                            | 15                      | 37                                     |
| Gross Tax           | 6,066,330               | 677,780           | 198,618                                   | 2,121,649                | 227,406                       | 528,525                 | 677,486                                |
| Gross Sales         | 99,814,387              | 11,170,276        | 4,420,943                                 | 30,310,484               | 3,284,895                     | 9,541,194               | 9,683,416                              |
| <b>27 HUMPHREYS</b> |                         |                   |   |                          |                               |                         |  |
| Number of Taxpayers | 248                     | 40                | 18  | 79                       | 6                             | 6                       | 23                                     |
| Gross Tax           | 3,802,610               | 298,929           | 564,193                                   | 1,314,340                | 73,524                        | 412,109                 | 430,921                                |
| Gross Sales         | 65,704,598              | 4,558,545         | 16,051,891                                | 18,797,958               | 1,050,350                     | 6,775,564               | 6,155,813                              |
| <b>28 ISSAQUENA</b> |                         |                   |   |                          |                               |                         |  |
| Number of Taxpayers | 23                      |                   |   | 9                        |                               |                         |  |
| Gross Tax           | 266,720                 |                   |   | 64,441                   |                               |                         |  |
| Gross Sales         | 6,193,678               |                   |   | 920,585                  |                               |                         |  |

**Distribution By Industry Group**

| <b>Lumber and Building Materials</b> | <b>Miscellaneous Retail</b> | <b>Miscellaneous Services</b> | <b>Wholesale</b> | <b>Contracting</b> | <b>Recreation</b> | <b>Total Retail</b> |
|--------------------------------------|-----------------------------|-------------------------------|------------------|--------------------|-------------------|---------------------|
| 35                                   | 167                         | 33                            |                  | 34                 |                   | 613                 |
| 264,121                              | 903,413                     | 459,856                       |                  | 1,037,845          |                   | 10,993,208          |
| 3,822,166                            | 13,423,756                  | 6,569,368                     |                  | 28,937,086         |                   | 180,405,677         |
| 32                                   | 118                         | 13                            |                  | 35                 | 5                 | 449                 |
| 273,068                              | 669,814                     | 215,290                       |                  | 1,292,391          | 10,880            | 7,926,945           |
| 4,051,768                            | 10,028,001                  | 3,075,569                     |                  | 35,878,693         | 155,441           | 144,451,689         |
| 225                                  | 716                         | 193                           |                  | 209                | 18                | 2,679               |
| 11,715,731                           | 11,356,265                  | 5,102,622                     |                  | 9,581,007          | 763,468           | 112,474,770         |
| 167,465,704                          | 164,295,797                 | 72,896,445                    |                  | 268,671,524        | 10,906,679        | 1,814,458,289       |
| 146                                  | 555                         | 141                           |                  | 88                 | 20                | 2,125               |
| 4,380,232                            | 5,550,164                   | 4,142,241                     |                  | 4,456,992          | 415,990           | 66,885,239          |
| 63,412,142                           | 80,735,091                  | 59,179,345                    |                  | 124,182,150        | 5,942,715         | 1,120,221,838       |
| 9                                    | 48                          | 9                             |                  | 14                 |                   | 152                 |
| 91,113                               | 89,360                      | 93,860                        |                  | 359,226            |                   | 1,674,335           |
| 1,321,456                            | 1,293,090                   | 1,340,862                     |                  | 9,346,440          |                   | 29,361,049          |
| 37                                   | 149                         | 14                            |                  | 27                 |                   | 466                 |
| 521,308                              | 597,599                     | 242,948                       |                  | 699,876            |                   | 9,839,778           |
| 7,453,206                            | 8,607,594                   | 3,470,688                     |                  | 19,268,821         |                   | 159,544,947         |
| 22                                   | 39                          | 7                             |                  | 8                  |                   | 183                 |
| 124,942                              | 108,220                     | 65,596                        |                  | 472,608            |                   | 2,214,646           |
| 1,784,897                            | 1,547,194                   | 937,096                       |                  | 13,386,967         |                   | 39,702,684          |
| 46                                   | 203                         | 36                            |                  | 42                 | 6                 | 730                 |
| 685,351                              | 5,617,756                   | 1,172,790                     |                  | 682,041            | 12,300            | 22,168,416          |
| 9,969,797                            | 80,501,509                  | 16,754,131                    |                  | 18,037,279         | 175,715           | 357,975,873         |
| 56                                   | 383                         | 82                            |                  | 114                | 8                 | 1,204               |
| 1,772,445                            | 3,212,926                   | 1,182,273                     |                  | 3,443,888          | 180,633           | 26,748,217          |
| 25,357,918                           | 46,021,874                  | 16,894,591                    |                  | 96,457,467         | 2,580,470         | 450,353,805         |
| 340                                  | 1,336                       | 408                           | 5                | 365                | 30                | 5,021               |
| 16,696,358                           | 23,997,060                  | 16,765,218                    | 5,085,024        | 13,874,851         | 736,440           | 217,809,900         |
| 240,660,442                          | 356,072,952                 | 239,502,879                   | 84,750,574       | 385,922,586        | 10,520,566        | 3,473,004,260       |
| 324                                  | 1,869                       | 370                           | 5                | 317                | 37                | 6,137               |
| 19,622,070                           | 32,095,105                  | 12,978,723                    | 16,181,461       | 16,284,201         | 510,323           | 253,346,102         |
| 284,247,895                          | 465,078,842                 | 185,419,975                   | 269,687,948      | 456,441,918        | 7,312,673         | 4,132,284,867       |
| 15                                   | 79                          | 12                            |                  | 8                  |                   | 444                 |
| 210,258                              | 593,937                     | 283,992                       |                  | 544,346            |                   | 6,066,330           |
| 3,021,294                            | 8,738,830                   | 4,057,026                     |                  | 15,552,739         |                   | 99,814,387          |
| 11                                   | 42                          | 8                             |                  | 13                 |                   | 248                 |
| 138,792                              | 301,716                     | 115,651                       |                  | 145,061            |                   | 3,802,610           |
| 1,999,066                            | 4,465,386                   | 1,652,158                     |                  | 4,092,569          |                   | 65,704,598          |
|                                      |                             |                               |                  |                    |                   | 23                  |
|                                      |                             |                               |                  |                    |                   | 266,720             |
|                                      |                             |                               |                  |                    |                   | 6,193,678           |

Note: Figures include audits and adjustments from prior years.

**15 COPIAH**  
 Number of Taxpayers  
 Gross Tax  
 Gross Sales

**16 COVINGTON**  
 Number of Taxpayers  
 Gross Tax  
 Gross Sales

**17 DESOTO**  
 Number of Taxpayers  
 Gross Tax  
 Gross Sales

**18 FORREST**  
 Number of Taxpayers  
 Gross Tax  
 Gross Sales

**19 FRANKLIN**  
 Number of Taxpayers  
 Gross Tax  
 Gross Sales

**20 GEORGE**  
 Number of Taxpayers  
 Gross Tax  
 Gross Sales

**21 GREENE**  
 Number of Taxpayers  
 Gross Tax  
 Gross Sales

**22 GRENADA**  
 Number of Taxpayers  
 Gross Tax  
 Gross Sales

**23 HANCOCK**  
 Number of Taxpayers  
 Gross Tax  
 Gross Sales

**24 HARRISON**  
 Number of Taxpayers  
 Gross Tax  
 Gross Sales

**25 HINDS**  
 Number of Taxpayers  
 Gross Tax  
 Gross Sales

**26 HOLMES**  
 Number of Taxpayers  
 Gross Tax  
 Gross Sales

**27 HUMPHREYS**  
 Number of Taxpayers  
 Gross Tax  
 Gross Sales

**28 ISSAQUENA**  
 Number of Taxpayers  
 Gross Tax  
 Gross Sales

*Counties of Mississippi*  
Sales and Tax Industry Group - Fiscal Year 2004

|                           | Total for County | Automotive  | Machinery, Equipment, and Supplies | Food and Beverage | Furniture and Fixtures | Public Utilities | Apparel and General Merchandise |
|---------------------------|------------------|-------------|------------------------------------|-------------------|------------------------|------------------|---------------------------------|
| <b>29 ITAWAMBA</b>        |                  |             |                                    |                   |                        |                  |                                 |
| Number of Taxpayers       | 469              | 96          | 26                                 | 73                | 13                     | 10               | 27                              |
| Gross Tax                 | 9,776,172        | 1,109,194   | 128,632                            | 1,701,397         | 165,617                | 1,355,014        | 2,710,468                       |
| Gross Sales               | 158,710,959      | 19,467,442  | 2,937,770                          | 24,305,657        | 2,365,958              | 21,064,822       | 38,720,716                      |
| <b>30 JACKSON</b>         |                  |             |                                    |                   |                        |                  |                                 |
| Number of Taxpayers       | 2,780            | 345         | 139                                | 578               | 60                     | 11               | 135                             |
| Gross Tax                 | 78,525,277       | 11,102,785  | 1,877,949                          | 19,145,415        | 929,357                | 5,139,724        | 16,543,119                      |
| Gross Sales               | 1,258,273,224    | 197,910,319 | 47,867,889                         | 274,006,130       | 13,276,517             | 85,032,891       | 235,946,629                     |
| <b>31 JASPER</b>          |                  |             |                                    |                   |                        |                  |                                 |
| Number of Taxpayers       | 342              | 53          | 31                                 | 70                | 6                      | 13               | 30                              |
| Gross Tax                 | 6,229,462        | 719,723     | 1,061,085                          | 1,686,453         | 29,554                 | 532,073          | 429,779                         |
| Gross Sales               | 106,688,161      | 11,900,911  | 20,915,518                         | 24,092,165        | 422,205                | 11,052,979       | 6,132,800                       |
| <b>32 JEFFERSON</b>       |                  |             |                                    |                   |                        |                  |                                 |
| Number of Taxpayers       | 145              | 17          |                                    | 70                |                        | 6                |                                 |
| Gross Tax                 | 1,593,671        | 101,311     |                                    | 581,471           |                        | 135,091          |                                 |
| Gross Sales               | 30,354,070       | 1,775,039   |                                    | 8,306,730         |                        | 2,151,683        |                                 |
| <b>33 JEFFERSON DAVIS</b> |                  |             |                                    |                   |                        |                  |                                 |
| Number of Taxpayers       | 263              | 47          | 12                                 | 73                | 8                      | 8                | 21                              |
| Gross Tax                 | 4,081,518        | 439,479     | 101,823                            | 1,398,888         | 47,975                 | 239,568          | 417,364                         |
| Gross Sales               | 66,658,824       | 7,256,037   | 2,355,449                          | 19,984,102        | 685,365                | 4,048,863        | 5,964,665                       |
| <b>34 JONES</b>           |                  |             |                                    |                   |                        |                  |                                 |
| Number of Taxpayers       | 1,835            | 284         | 185                                | 345               | 55                     | 25               | 106                             |
| Gross Tax                 | 53,026,566       | 8,339,044   | 5,623,308                          | 9,682,231         | 1,092,874              | 2,665,189        | 10,597,796                      |
| Gross Sales               | 844,059,504      | 144,898,269 | 92,616,279                         | 138,616,220       | 15,612,655             | 48,412,845       | 151,216,238                     |
| <b>35 KEMPER</b>          |                  |             |                                    |                   |                        |                  |                                 |
| Number of Taxpayers       | 176              | 22          | 8                                  | 56                | 8                      | 5                | 6                               |
| Gross Tax                 | 2,464,841        | 475,439     | 48,592                             | 780,421           | 43,477                 | 382,391          | 129,444                         |
| Gross Sales               | 45,505,977       | 8,393,608   | 1,529,766                          | 11,148,999        | 621,104                | 7,728,672        | 1,849,204                       |
| <b>36 LAFAYETTE</b>       |                  |             |                                    |                   |                        |                  |                                 |
| Number of Taxpayers       | 1006             | 92          | 47                                 | 183               | 30                     | 16               | 105                             |
| Gross Tax                 | 31,702,580       | 3,846,845   | 444,485                            | 7,311,746         | 582,589                | 1,416,490        | 6,908,337                       |
| Gross Sales               | 513,293,024      | 68,422,448  | 7,648,644                          | 104,470,885       | 8,322,698              | 22,200,395       | 98,582,945                      |
| <b>37 LAMAR</b>           |                  |             |                                    |                   |                        |                  |                                 |
| Number of Taxpayers       | 1,289            | 169         | 67                                 | 200               | 41                     | 16               | 123                             |
| Gross Tax                 | 51,201,951       | 4,128,326   | 1,943,241                          | 8,155,171         | 1,759,666              | 591,566          | 19,133,096                      |
| Gross Sales               | 773,276,560      | 73,272,818  | 30,924,556                         | 116,832,593       | 25,138,070             | 9,884,099        | 272,725,146                     |
| <b>38 LAUDERDALE</b>      |                  |             |                                    |                   |                        |                  |                                 |
| Number of Taxpayers       | 2,397            | 350         | 153                                | 518               | 105                    | 14               | 151                             |
| Gross Tax                 | 78,444,328       | 13,240,670  | 2,665,282                          | 16,840,192        | 2,223,326              | 3,766,878        | 17,589,493                      |
| Gross Sales               | 1,265,002,352    | 240,302,626 | 43,090,388                         | 241,615,597       | 31,822,093             | 67,302,673       | 251,073,125                     |
| <b>39 LAWRENCE</b>        |                  |             |                                    |                   |                        |                  |                                 |
| Number of Taxpayers       | 298              | 50          | 11                                 | 66                | 13                     | 7                | 14                              |
| Gross Tax                 | 3,688,263        | 247,214     | 63,437                             | 1,500,890         | 17,717                 | 246,199          | 116,213                         |
| Gross Sales               | 65,325,901       | 4,394,142   | 2,526,111                          | 21,466,940        | 253,102                | 4,340,585        | 1,659,744                       |
| <b>40 LEAKE</b>           |                  |             |                                    |                   |                        |                  |                                 |
| Number of Taxpayers       | 411              | 74          | 34                                 | 93                | 17                     | 11               | 35                              |
| Gross Tax                 | 10,473,787       | 2,098,030   | 578,378                            | 1,986,481         | 130,943                | 487,866          | 3,151,091                       |
| Gross Sales               | 182,463,437      | 39,734,027  | 18,152,662                         | 28,487,262        | 1,870,625              | 9,009,437        | 44,888,012                      |
| <b>41 LEE</b>             |                  |             |                                    |                   |                        |                  |                                 |
| Number of Taxpayers       | 3,263            | 389         | 165                                | 797               | 132                    | 27               | 176                             |
| Gross Tax                 | 102,502,736      | 14,215,223  | 4,954,160                          | 17,400,734        | 2,687,635              | 6,285,700        | 25,931,226                      |
| Gross Sales               | 1,688,156,768    | 265,239,705 | 104,540,686                        | 249,325,503       | 38,497,638             | 144,939,673      | 369,797,161                     |
| <b>42 LEFLORE</b>         |                  |             |                                    |                   |                        |                  |                                 |
| Number of Taxpayers       | 921              | 148         | 37                                 | 224               | 28                     | 7                | 60                              |
| Gross Tax                 | 25,799,036       | 4,370,669   | 1,501,786                          | 5,703,701         | 688,523                | 1,636,300        | 4,315,296                       |
| Gross Sales               | 422,104,996      | 77,698,742  | 34,695,397                         | 81,803,468        | 9,836,042              | 27,503,849       | 61,499,578                      |

**Distribution By Industry Group**

| <b>Lumber and Building Materials</b> | <b>Miscellaneous Retail</b> | <b>Miscellaneous Services</b> | <b>Wholesale</b> | <b>Contracting</b> | <b>Recreation</b> | <b>Total Retail</b> |
|--------------------------------------|-----------------------------|-------------------------------|------------------|--------------------|-------------------|---------------------|
| 45                                   | 124                         | 15                            |                  | 36                 |                   | 469                 |
| 798,874                              | 654,491                     | 248,322                       |                  | 896,274            |                   | 9,776,172           |
| 11,519,781                           | 9,484,270                   | 3,547,459                     |                  | 25,184,439         |                   | 158,710,959         |
| 155                                  | 985                         | 171                           |                  | 190                | 8                 | 2,777               |
| 7,367,090                            | 7,603,954                   | 3,939,968                     |                  | 4,726,622          | 135,207           | 78,511,195          |
| 105,625,468                          | 110,675,924                 | 56,285,407                    |                  | 129,479,824        | 1,931,527         | 1,258,038,529       |
| 13                                   | 71                          | 24                            |                  | 31                 |                   | 342                 |
| 215,770                              | 379,863                     | 642,943                       |                  | 532,214            |                   | 6,229,462           |
| 3,083,863                            | 5,814,343                   | 9,205,982                     |                  | 14,067,393         |                   | 106,688,161         |
|                                      | 34                          | 5                             |                  |                    |                   | 145                 |
|                                      | 156,803                     | 46,354                        |                  |                    |                   | 1,593,671           |
|                                      | 2,311,226                   | 666,087                       |                  |                    |                   | 30,354,070          |
| 9                                    | 58                          | 16                            |                  | 8                  |                   | 263                 |
| 268,890                              | 239,292                     | 385,473                       |                  | 541,271            |                   | 4,081,518           |
| 4,196,299                            | 3,472,953                   | 5,506,760                     |                  | 13,167,057         |                   | 66,658,824          |
| 150                                  | 407                         | 154                           | 6                | 110                | 8                 | 1,829               |
| 2,804,479                            | 3,412,234                   | 5,095,892                     | 1,014,295        | 2,599,673          | 99,546            | 52,012,270          |
| 40,580,096                           | 50,403,293                  | 73,286,769                    | 16,904,956       | 70,089,786         | 1,422,094         | 827,154,547         |
| 8                                    | 37                          | 5                             |                  | 21                 |                   | 176                 |
| 47,726                               | 72,256                      | 61,591                        |                  | 423,500            |                   | 2,464,841           |
| 688,942                              | 1,056,911                   | 879,876                       |                  | 11,608,889         |                   | 45,505,977          |
| 76                                   | 288                         | 63                            |                  | 100                | 5                 | 1005                |
| 2,999,912                            | 2,958,918                   | 1,362,842                     |                  | 3,144,390          | 726,023           | 31,702,580          |
| 42,950,058                           | 42,386,102                  | 19,469,155                    |                  | 88,467,940         | 10,371,748        | 513,293,024         |
| 83                                   | 403                         | 82                            |                  | 97                 | 7                 | 1,288               |
| 5,236,886                            | 6,940,624                   | 1,267,406                     |                  | 1,810,871          | 235,094           | 51,201,951          |
| 75,557,479                           | 100,154,890                 | 18,105,827                    |                  | 47,322,588         | 3,358,487         | 773,276,560         |
| 155                                  | 621                         | 129                           | 5                | 177                | 19                | 2,392               |
| 6,928,456                            | 5,305,124                   | 3,129,802                     | 2,241,414        | 4,252,354          | 261,331           | 76,202,913          |
| 100,305,510                          | 85,378,902                  | 44,711,441                    | 37,353,974       | 118,312,711        | 3,733,306         | 1,227,648,377       |
| 14                                   | 95                          | 12                            |                  | 13                 |                   | 297                 |
| 179,118                              | 429,358                     | 227,685                       |                  | 659,057            |                   | 3,687,839           |
| 2,561,807                            | 6,180,847                   | 3,252,647                     |                  | 18,669,375         |                   | 65,318,834          |
| 20                                   | 85                          | 12                            |                  | 27                 |                   | 411                 |
| 501,400                              | 569,518                     | 129,441                       |                  | 817,626            |                   | 10,473,787          |
| 7,206,965                            | 8,419,540                   | 1,849,165                     |                  | 22,517,033         |                   | 182,463,437         |
| 168                                  | 963                         | 255                           |                  | 170                | 17                | 3,259               |
| 7,642,047                            | 12,777,941                  | 3,770,422                     |                  | 4,970,193          | 462,280           | 101,097,566         |
| 110,310,398                          | 185,772,538                 | 53,863,120                    |                  | 135,846,778        | 6,604,004         | 1,664,737,208       |
| 45                                   | 297                         | 37                            |                  | 34                 |                   | 919                 |
| 483,579                              | 3,310,798                   | 1,208,740                     |                  | 1,299,501          |                   | 24,539,233          |
| 7,145,021                            | 47,610,605                  | 17,267,784                    |                  | 35,757,236         |                   | 401,108,237         |

Note: Figures include audits and adjustments from prior years.

**29 ITAWAMBA**  
 Number of Taxpayers  
 Gross Tax  
 Gross Sales

**30 JACKSON**  
 Number of Taxpayers  
 Gross Tax  
 Gross Sales

**31 JASPER**  
 Number of Taxpayers  
 Gross Tax  
 Gross Sales

**32 JEFFERSON**  
 Number of Taxpayers  
 Gross Tax  
 Gross Sales

**33 JEFFERSON DAVIS**  
 Number of Taxpayers  
 Gross Tax  
 Gross Sales

**34 JONES**  
 Number of Taxpayers  
 Gross Tax  
 Gross Sales

**35 KEMPER**  
 Number of Taxpayers  
 Gross Tax  
 Gross Sales

**36 LAFAYETTE**  
 Number of Taxpayers  
 Gross Tax  
 Gross Sales

**37 LAMAR**  
 Number of Taxpayers  
 Gross Tax  
 Gross Sales

**38 LAUDERDALE**  
 Number of Taxpayers  
 Gross Tax  
 Gross Sales

**39 LAWRENCE**  
 Number of Taxpayers  
 Gross Tax  
 Gross Sales

**40 LEAKE**  
 Number of Taxpayers  
 Gross Tax  
 Gross Sales

**41 LEE**  
 Number of Taxpayers  
 Gross Tax  
 Gross Sales

**42 LEFLORE**  
 Number of Taxpayers  
 Gross Tax  
 Gross Sales



*Counties of Mississippi*  
*Sales and Tax Industry Group - Fiscal Year 2004*

|                       | <b>Total for County</b> | <b>Automotive</b> | <b>Machinery, Equipment, and Supplies</b> | <b>Food and Beverage</b> | <b>Furniture and Fixtures</b> | <b>Public Utilities</b> | <b>Apparel and General Merchandise</b> |
|-----------------------|-------------------------|-------------------|---|--------------------------|-------------------------------|-------------------------|--|
| <b>43 LINCOLN</b>     |                         |                   |   |                          |                               |                         |  |
| Number of Taxpayers   | 918                     | 133               | 61  | 164                      | 37                            | 5                       | 70                                     |
| Gross Tax             | 27,996,864              | 6,803,085         | 1,744,253                                 | 4,913,876                | 554,042                       | 1,084,686               | 7,278,394                              |
| Gross Sales           | 461,881,989             | 126,477,274       | 32,933,109                                | 70,538,755               | 7,914,880                     | 19,533,385              | 103,960,620                            |
| <b>44 LOWNDES</b>     |                         |                   |   |                          |                               |                         |  |
| Number of Taxpayers   | 1,867                   | 259               | 119                                       | 400                      | 87                            | 13                      | 136                                    |
| Gross Tax             | 55,270,061              | 9,386,931         | 2,021,063                                 | 10,228,029               | 2,477,056                     | 2,529,928               | 12,598,975                             |
| Gross Sales           | 892,398,542             | 172,519,674       | 35,943,189                                | 146,301,756              | 35,689,035                    | 43,012,737              | 179,871,050                            |
| <b>45 MADISON</b>     |                         |                   |   |                          |                               |                         |  |
| Number of Taxpayers   | 2,259                   | 217               | 150                                       | 414                      | 78                            | 13                      | 168                                    |
| Gross Tax             | 91,634,458              | 8,648,987         | 5,514,018                                 | 17,832,390               | 1,751,434                     | 5,064,097               | 20,592,895                             |
| Gross Sales           | 1,506,812,128           | 153,620,119       | 103,289,441                               | 255,516,445              | 25,020,560                    | 86,257,627              | 294,109,141                            |
| <b>46 MARION</b>      |                         |                   |   |                          |                               |                         |  |
| Number of Taxpayers   | 687                     | 105               | 43  | 144                      | 15                            | 13                      | 50                                     |
| Gross Tax             | 16,729,977              | 2,807,314         | 953,756                                   | 3,026,735                | 150,520                       | 742,590                 | 4,401,110                              |
| Gross Sales           | 266,876,401             | 48,366,125        | 17,752,841                                | 43,272,146               | 2,151,409                     | 12,873,406              | 62,870,920                             |
| <b>47 MARSHALL</b>    |                         |                   |   |                          |                               |                         |  |
| Number of Taxpayers   | 707                     | 109               | 39  | 193                      | 15                            |                         | 44                                     |
| Gross Tax             | 10,480,243              | 954,433           | 263,385                                   | 3,424,314                | 105,359                       | 758,513                 | 1,231,836                              |
| Gross Sales           | 164,159,924             | 15,001,329        | 4,334,874                                 | 48,931,116               | 1,505,128                     | 15,100,454              | 17,602,627                             |
| <b>48 MONROE</b>      |                         |                   |   |                          |                               |                         |  |
| Number of Taxpayers   | 943                     | 169               | 57  | 144                      | 34                            | 17                      | 58                                     |
| Gross Tax             | 17,800,252              | 3,554,909         | 455,748                                   | 3,618,437                | 275,075                       | 1,104,261               | 4,236,290                              |
| Gross Sales           | 296,344,557             | 63,450,506        | 10,121,785                                | 51,752,464               | 3,929,642                     | 23,272,368              | 60,528,097                             |
| <b>49 MONTGOMERY</b>  |                         |                   |   |                          |                               |                         |  |
| Number of Taxpayers   | 321                     | 52                | 9   | 72                       | 5                             | 10                      | 25                                     |
| Gross Tax             | 5,781,406               | 783,168           | 156,119                                   | 1,656,704                | 132,993                       | 424,851                 | 1,081,333                              |
| Gross Sales           | 93,416,936              | 12,241,610        | 3,651,006                                 | 23,671,393               | 1,899,901                     | 7,777,713               | 15,450,963                             |
| <b>50 NESHOMA</b>     |                         |                   |   |                          |                               |                         |  |
| Number of Taxpayers   | 645                     | 128               | 34  | 113                      | 17                            |                         | 60                                     |
| Gross Tax             | 18,860,396              | 2,996,752         | 545,185                                   | 4,227,429                | 313,552                       |                         | 5,781,474                              |
| Gross Sales           | 307,605,657             | 55,688,185        | 12,531,933                                | 60,408,905               | 4,479,444                     |                         | 82,580,818                             |
| <b>51 NEWTON</b>      |                         |                   |   |                          |                               |                         |  |
| Number of Taxpayers   | 417                     | 66                | 33  | 77                       | 14                            | 10                      | 23                                     |
| Gross Tax             | 8,387,045               | 1,634,948         | 343,063                                   | 2,455,375                | 133,574                       | 579,078                 | 1,556,219                              |
| Gross Sales           | 139,331,958             | 30,671,753        | 5,593,386                                 | 35,104,442               | 1,908,199                     | 10,897,741              | 22,230,464                             |
| <b>52 NOXUBEE</b>     |                         |                   |   |                          |                               |                         |  |
| Number of Taxpayers   | 282                     | 47                | 16  | 81                       | 6                             | 8                       | 23                                     |
| Gross Tax             | 3,780,978               | 512,579           | 140,007                                   | 1,538,177                | 7,445                         | 296,366                 | 268,438                                |
| Gross Sales           | 61,580,457              | 8,171,552         | 2,540,963                                 | 21,973,991               | 106,366                       | 5,080,924               | 3,838,485                              |
| <b>53 OKTIBBEHA</b>   |                         |                   |   |                          |                               |                         |  |
| Number of Taxpayers   | 875                     | 113               | 60  | 169                      | 36                            | 17                      | 68                                     |
| Gross Tax             | 27,977,867              | 2,811,927         | 455,344                                   | 7,193,811                | 584,238                       | 1,635,691               | 6,624,511                              |
| Gross Sales           | 448,145,124             | 48,555,328        | 7,441,672                                 | 102,782,834              | 8,346,268                     | 26,783,000              | 94,647,888                             |
| <b>54 PANOLA</b>      |                         |                   |   |                          |                               |                         |  |
| Number of Taxpayers   | 967                     | 161               | 35  | 225                      | 40                            | 13                      | 100                                    |
| Gross Tax             | 25,681,657              | 4,230,176         | 849,075                                   | 5,990,100                | 288,430                       | 1,298,727               | 5,196,442                              |
| Gross Sales           | 421,884,384             | 75,722,090        | 17,824,421                                | 85,796,803               | 4,125,666                     | 25,031,702              | 74,088,993                             |
| <b>55 PEARL RIVER</b> |                         |                   |   |                          |                               |                         |  |
| Number of Taxpayers   | 1,189                   | 226               | 55  | 206                      | 25                            | 5                       | 71                                     |
| Gross Tax             | 25,737,467              | 4,594,123         | 628,095                                   | 5,676,683                | 328,698                       | 1,026,780               | 6,860,474                              |
| Gross Sales           | 407,091,354             | 81,281,058        | 12,427,998                                | 81,134,254               | 4,695,693                     | 17,506,024              | 98,002,974                             |
| <b>56 PERRY</b>       |                         |                   |   |                          |                               |                         |  |
| Number of Taxpayers   | 228                     | 36                | 9   | 58                       | 5                             |                         | 21                                     |
| Gross Tax             | 2,900,686               | 286,511           | 44,177                                    | 1,142,199                | 20,063                        | 260,338                 | 292,138                                |
| Gross Sales           | 49,997,288              | 4,333,508         | 686,739                                   | 16,317,178               | 286,615                       | 4,384,323               | 4,176,174                              |

**Distribution By Industry Group**

| <b>Lumber and Building Materials</b> | <b>Miscellaneous Retail</b> | <b>Miscellaneous Services</b> | <b>Wholesale</b> | <b>Contracting</b> | <b>Recreation</b> | <b>Total Retail</b> |
|--------------------------------------|-----------------------------|-------------------------------|------------------|--------------------|-------------------|---------------------|
| 54                                   | 282                         | 48                            |                  | 59                 | 5                 | 918                 |
| 1,237,249                            | 1,522,881                   | 1,223,762                     |                  | 1,628,753          | 5,879             | 27,996,864          |
| 17,923,019                           | 21,936,294                  | 17,482,298                    |                  | 43,098,353         | 83,997            | 461,881,989         |
| 130                                  | 469                         | 92                            |                  | 149                | 11                | 1,865               |
| 5,521,119                            | 3,682,852                   | 2,055,473                     |                  | 3,445,505          | 93,784            | 54,040,720          |
| 79,796,527                           | 54,018,938                  | 29,364,451                    |                  | 94,052,336         | 1,339,781         | 871,909,479         |
| 139                                  | 824                         | 129                           |                  | 123                |                   | 2,258               |
| 7,505,362                            | 11,134,835                  | 4,300,083                     |                  | 9,013,479          |                   | 91,634,458          |
| 109,024,574                          | 160,637,820                 | 61,430,396                    |                  | 253,950,643        |                   | 1,506,812,128       |
| 46                                   | 173                         | 53                            |                  | 40                 | 5                 | 687                 |
| 1,338,283                            | 1,154,229                   | 1,028,244                     |                  | 1,116,661          | 10,530            | 16,729,977          |
| 19,237,700                           | 16,688,481                  | 14,704,493                    |                  | 28,808,444         | 150,431           | 266,876,401         |
| 52                                   | 163                         | 31                            |                  | 46                 | 9                 | 705                 |
| 1,217,449                            | 1,219,977                   | 647,255                       |                  | 654,248            | 2,742             | 10,479,516          |
| 17,405,915                           | 17,478,467                  | 9,246,586                     |                  | 17,502,124         | 39,183            | 164,147,807         |
| 60                                   | 270                         | 40                            |                  | 86                 | 8                 | 943                 |
| 794,078                              | 1,541,740                   | 775,387                       |                  | 1,410,451          | 33,872            | 17,800,252          |
| 11,348,807                           | 22,530,378                  | 11,089,227                    |                  | 37,837,390         | 483,887           | 296,344,557         |
| 18                                   | 78                          | 25                            |                  | 27                 |                   | 321                 |
| 175,871                              | 438,627                     | 400,119                       |                  | 531,570            |                   | 5,781,406           |
| 2,522,934                            | 6,296,262                   | 5,715,990                     |                  | 14,188,489         |                   | 93,416,936          |
| 48                                   | 160                         | 32                            |                  | 46                 | 5                 | 645                 |
| 1,064,920                            | 1,170,705                   | 649,497                       |                  | 1,285,276          | 77,244            | 18,860,396          |
| 15,432,951                           | 17,080,876                  | 9,278,523                     |                  | 35,549,891         | 1,103,495         | 307,605,657         |
| 37                                   | 115                         | 16                            |                  | 23                 |                   | 417                 |
| 315,596                              | 423,144                     | 287,666                       |                  | 653,312            |                   | 8,387,045           |
| 4,510,349                            | 6,318,094                   | 4,109,516                     |                  | 17,915,622         |                   | 139,331,958         |
| 19                                   | 48                          | 10                            |                  | 21                 |                   | 282                 |
| 288,804                              | 170,908                     | 135,197                       |                  | 419,102            |                   | 3,780,978           |
| 4,131,462                            | 2,454,135                   | 1,931,397                     |                  | 11,294,768         |                   | 61,580,457          |
| 47                                   | 230                         | 60                            |                  | 67                 | 7                 | 874                 |
| 1,877,263                            | 1,991,454                   | 1,272,609                     |                  | 2,621,456          | 705,384           | 27,773,694          |
| 26,917,575                           | 28,812,869                  | 18,180,123                    |                  | 72,197,764         | 10,076,907        | 444,742,232         |
| 47                                   | 209                         | 48                            |                  | 81                 |                   | 963                 |
| 1,663,667                            | 1,865,790                   | 1,170,227                     |                  | 1,663,717          |                   | 24,219,229          |
| 24,062,297                           | 27,829,035                  | 16,865,809                    |                  | 46,122,673         |                   | 397,510,542         |
| 106                                  | 365                         | 57                            |                  | 69                 |                   | 1,189               |
| 2,023,843                            | 2,133,177                   | 987,814                       |                  | 1,416,854          |                   | 25,737,224          |
| 29,032,400                           | 30,839,740                  | 14,111,632                    |                  | 37,189,257         |                   | 407,087,881         |
| 16                                   | 51                          | 9                             |                  | 19                 |                   | 228                 |
| 132,415                              | 97,117                      | 87,616                        |                  | 538,106            |                   | 2,900,686           |
| 1,972,014                            | 1,398,133                   | 1,251,665                     |                  | 15,190,937         |                   | 49,997,288          |

Note: Figures include audits and adjustments from prior years.

**43 LINCOLN**

Number of Taxpayers  
Gross Tax  
Gross Sales

**44 LOWNDES**

Number of Taxpayers  
Gross Tax  
Gross Sales

**45 MADISON**

Number of Taxpayers  
Gross Tax  
Gross Sales

**46 MARION**

Number of Taxpayers  
Gross Tax  
Gross Sales

**47 MARSHALL**

Number of Taxpayers  
Gross Tax  
Gross Sales

**48 MONROE**

Number of Taxpayers  
Gross Tax  
Gross Sales

**49 MONTGOMERY**

Number of Taxpayers  
Gross Tax  
Gross Sales

**50 NESHOPA**

Number of Taxpayers  
Gross Tax  
Gross Sales

**51 NEWTON**

Number of Taxpayers  
Gross Tax  
Gross Sales

**52 NOXUBEE**

Number of Taxpayers  
Gross Tax  
Gross Sales

**53 OKTIBBEHA**

Number of Taxpayers  
Gross Tax  
Gross Sales

**54 PANOLA**

Number of Taxpayers  
Gross Tax  
Gross Sales

**55 PEARL RIVER**

Number of Taxpayers  
Gross Tax  
Gross Sales

**56 PERRY**

Number of Taxpayers  
Gross Tax  
Gross Sales

*Counties of Mississippi  
Sales and Tax Industry Group - Fiscal Year 2004*

|                        | <b>Total for County</b> | <b>Automotive</b> | <b>Machinery, Equipment, and Supplies</b> | <b>Food and Beverage</b> | <b>Furniture and Fixtures</b> | <b>Public Utilities</b> | <b>Apparel and General Merchandise</b> |
|------------------------|-------------------------|-------------------|---|--------------------------|-------------------------------|-------------------------|--|
| <b>57 PIKE</b>         |                         |                   |   |                          |                               |                         |  |
| Number of Taxpayers    | 1,174                   | 165               | 60  | 284                      | 32                            | 11                      | 106                                    |
| Gross Tax              | 34,162,929              | 4,966,188         | 1,288,030                                 | 6,494,524                | 595,050                       | 1,522,726               | 10,181,833                             |
| Gross Sales            | 541,614,670             | 89,314,589        | 26,147,072                                | 93,111,375               | 8,500,709                     | 27,059,297              | 145,429,966                            |
| <b>58 PONTOTOC</b>     |                         |                   |   |                          |                               |                         |  |
| Number of Taxpayers    | 639                     | 121               | 32  | 112                      | 19                            | 16                      | 37                                     |
| Gross Tax              | 11,624,168              | 1,628,442         | 421,968                                   | 3,061,559                | 94,587                        | 713,954                 | 2,225,585                              |
| Gross Sales            | 193,972,362             | 28,230,349        | 9,922,699                                 | 43,767,731               | 1,351,280                     | 13,664,057              | 31,703,797                             |
| <b>59 PRETISS</b>      |                         |                   |   |                          |                               |                         |  |
| Number of Taxpayers    | 592                     | 148               | 26  | 101                      | 25                            | 16                      | 36                                     |
| Gross Tax              | 11,121,809              | 2,013,904         | 131,903                                   | 3,172,870                | 157,855                       | 972,650                 | 2,073,572                              |
| Gross Sales            | 182,381,599             | 37,090,888        | 3,374,421                                 | 45,326,729               | 2,255,073                     | 19,405,583              | 29,432,890                             |
| <b>60 QUITMAN</b>      |                         |                   |   |                          |                               |                         |  |
| Number of Taxpayers    | 198                     | 29                | 6   | 65                       | 7                             | 7                       | 21                                     |
| Gross Tax              | 2,344,862               | 214,562           | 25,602                                    | 862,325                  | 14,514                        | 356,109                 | 292,450                                |
| Gross Sales            | 41,216,759              | 3,286,950         | 1,040,956                                 | 12,318,925               | 207,344                       | 7,037,505               | 4,181,642                              |
| <b>61 RANKIN</b>       |                         |                   |   |                          |                               |                         |  |
| Number of Taxpayers    | 3,027                   | 446               | 247                                       | 388                      | 84                            | 39                      | 165                                    |
| Gross Tax              | 133,458,551             | 27,147,815        | 9,033,904                                 | 19,449,573               | 6,073,858                     | 6,124,798               | 23,382,388                             |
| Gross Sales            | 2,222,104,363           | 503,912,870       | 146,805,949                               | 280,054,359              | 86,769,446                    | 113,015,599             | 333,680,481                            |
| <b>62 SCOTT</b>        |                         |                   |   |                          |                               |                         |  |
| Number of Taxpayers    | 613                     | 120               | 45  | 140                      | 14                            | 12                      | 56                                     |
| Gross Tax              | 13,203,393              | 2,194,292         | 674,017                                   | 4,345,172                | 225,718                       | 825,954                 | 2,142,379                              |
| Gross Sales            | 214,773,126             | 38,728,117        | 14,454,861                                | 62,119,774               | 3,224,549                     | 15,697,597              | 30,592,895                             |
| <b>63 SHARKEY</b>      |                         |                   |   |                          |                               |                         |  |
| Number of Taxpayers    | 139                     | 18                | 10  | 44                       | 5                             |                         | 10                                     |
| Gross Tax              | 2,208,078               | 219,490           | 337,851                                   | 722,386                  | 23,939                        | 209,664                 | 223,902                                |
| Gross Sales            | 35,968,801              | 3,155,185         | 7,104,589                                 | 10,319,793               | 341,988                       | 3,597,459               | 3,198,606                              |
| <b>64 SIMPSON</b>      |                         |                   |   |                          |                               |                         |  |
| Number of Taxpayers    | 569                     | 108               | 31  | 112                      | 26                            | 12                      | 39                                     |
| Gross Tax              | 14,004,295              | 1,799,415         | 335,418                                   | 3,013,740                | 358,388                       | 731,982                 | 4,861,241                              |
| Gross Sales            | 222,336,045             | 31,305,520        | 10,254,895                                | 43,261,308               | 5,119,825                     | 13,132,904              | 69,362,692                             |
| <b>65 SMITH</b>        |                         |                   |   |                          |                               |                         |  |
| Number of Taxpayers    | 282                     | 44                | 16  | 58                       |                               | 15                      | 9                                      |
| Gross Tax              | 3,383,210               | 493,943           | 265,840                                   | 1,066,486                |                               | 316,253                 | 244,558                                |
| Gross Sales            | 60,259,342              | 8,073,218         | 8,281,695                                 | 15,238,610               |                               | 5,317,211               | 3,492,335                              |
| <b>66 STONE</b>        |                         |                   |   |                          |                               |                         |  |
| Number of Taxpayers    | 374                     | 66                | 19  | 66                       | 10                            | 5                       | 20                                     |
| Gross Tax              | 8,113,049               | 1,618,439         | 102,924                                   | 1,325,854                | 66,124                        | 410,387                 | 2,803,150                              |
| Gross Sales            | 134,106,050             | 29,171,884        | 2,480,562                                 | 18,950,471               | 944,636                       | 7,825,734               | 39,911,828                             |
| <b>67 SUNFLOWER</b>    |                         |                   |   |                          |                               |                         |  |
| Number of Taxpayers    | 626                     | 113               | 22  | 175                      | 21                            | 11                      | 51                                     |
| Gross Tax              | 11,241,376              | 1,573,852         | 556,495                                   | 3,360,367                | 142,782                       | 1,142,688               | 1,777,203                              |
| Gross Sales            | 184,412,200             | 26,359,912        | 14,817,490                                | 48,007,596               | 2,039,742                     | 19,994,735              | 25,322,855                             |
| <b>68 TALLAHATCHIE</b> |                         |                   |   |                          |                               |                         |  |
| Number of Taxpayers    | 333                     | 51                | 21  | 102                      | 16                            | 8                       | 24                                     |
| Gross Tax              | 3,288,342               | 395,183           | 389,579                                   | 1,136,876                | 27,077                        | 306,298                 | 313,764                                |
| Gross Sales            | 54,420,646              | 6,239,975         | 7,630,110                                 | 16,263,194               | 386,814                       | 5,200,739               | 4,484,416                              |
| <b>69 TATE</b>         |                         |                   |   |                          |                               |                         |  |
| Number of Taxpayers    | 637                     | 121               | 43  | 80                       | 22                            | 11                      | 58                                     |
| Gross Tax              | 13,754,248              | 2,490,218         | 269,599                                   | 2,101,390                | 261,555                       | 619,509                 | 4,581,659                              |
| Gross Sales            | 223,011,006             | 43,936,678        | 6,480,257                                 | 30,118,945               | 3,736,502                     | 11,432,795              | 65,384,673                             |
| <b>70 TIPPAH</b>       |                         |                   |   |                          |                               |                         |  |
| Number of Taxpayers    | 517                     | 106               | 21  | 75                       | 18                            | 7                       | 23                                     |
| Gross Tax              | 8,503,661               | 1,348,850         | 347,009                                   | 2,243,579                | 101,958                       | 522,989                 | 1,621,604                              |
| Gross Sales            | 136,751,035             | 24,208,865        | 5,959,759                                 | 32,051,745               | 1,456,544                     | 10,577,385              | 23,161,513                             |

**Distribution By Industry Group**

| <b>Lumber and Building Materials</b> | <b>Miscellaneous Retail</b> | <b>Miscellaneous Services</b> | <b>Wholesale</b> | <b>Contracting</b> | <b>Recreation</b> | <b>Total Retail</b> |
|--------------------------------------|-----------------------------|-------------------------------|------------------|--------------------|-------------------|---------------------|
| 65                                   | 318                         | 66                            |                  | 53                 | 10                | 1,170               |
| 2,511,338                            | 2,320,422                   | 1,364,949                     |                  | 1,431,219          | 83,633            | 32,759,917          |
| 36,166,037                           | 33,363,738                  | 19,499,291                    |                  | 38,444,245         | 1,194,768         | 518,231,091         |
| 31                                   | 194                         | 21                            |                  | 53                 |                   | 639                 |
| 788,244                              | 1,165,177                   | 398,601                       |                  | 1,122,128          |                   | 11,624,168          |
| 11,293,666                           | 18,140,165                  | 5,694,322                     |                  | 30,148,344         |                   | 193,972,362         |
| 44                                   | 139                         | 18                            |                  | 36                 |                   | 592                 |
| 897,771                              | 521,063                     | 574,320                       |                  | 595,241            |                   | 11,121,809          |
| 13,019,522                           | 7,810,029                   | 8,204,570                     |                  | 16,309,682         |                   | 182,381,599         |
| 12                                   | 35                          | 8                             |                  | 7                  |                   | 198                 |
| 50,005                               | 86,299                      | 101,064                       |                  | 341,928            |                   | 2,344,862           |
| 714,358                              | 1,253,229                   | 1,443,774                     |                  | 9,732,072          |                   | 41,216,759          |
| 200                                  | 903                         | 257                           |                  | 285                | 12                | 3,026               |
| 10,462,989                           | 11,140,341                  | 5,745,605                     |                  | 10,721,483         | 761,247           | 130,044,005         |
| 151,179,273                          | 162,161,362                 | 82,095,453                    |                  | 294,645,400        | 10,874,950        | 2,165,195,147       |
| 38                                   | 115                         | 28                            |                  | 43                 |                   | 613                 |
| 496,251                              | 996,722                     | 601,520                       |                  | 696,894            |                   | 13,203,393          |
| 7,109,073                            | 14,537,261                  | 8,593,232                     |                  | 19,651,910         |                   | 214,773,126         |
| 6                                    | 37                          |                               |                  |                    |                   | 139                 |
| 164,866                              | 157,988                     |                               |                  |                    |                   | 2,208,078           |
| 2,356,144                            | 2,258,164                   |                               |                  |                    |                   | 35,968,801          |
| 36                                   | 142                         | 32                            |                  | 28                 |                   | 568                 |
| 859,582                              | 736,482                     | 424,558                       |                  | 553,668            |                   | 13,692,803          |
| 12,289,316                           | 10,594,690                  | 6,065,117                     |                  | 15,496,470         |                   | 217,144,505         |
| 18                                   | 74                          | 10                            |                  | 34                 |                   | 282                 |
| 105,600                              | 311,040                     | 127,417                       |                  | 436,059            |                   | 3,383,210           |
| 1,517,644                            | 4,596,161                   | 1,820,250                     |                  | 11,693,504         |                   | 60,259,342          |
| 27                                   | 111                         | 23                            |                  | 26                 |                   | 374                 |
| 302,714                              | 586,955                     | 188,438                       |                  | 707,674            |                   | 8,113,049           |
| 4,326,981                            | 8,653,912                   | 2,692,505                     |                  | 19,142,043         |                   | 134,106,050         |
| 39                                   | 142                         | 31                            |                  | 16                 |                   | 625                 |
| 387,845                              | 893,484                     | 630,568                       |                  | 771,884            |                   | 11,241,376          |
| 5,589,327                            | 12,897,841                  | 9,027,590                     |                  | 20,295,072         |                   | 184,412,200         |
| 11                                   | 63                          | 10                            |                  | 24                 |                   | 333                 |
| 123,201                              | 206,140                     | 105,875                       |                  | 283,925            |                   | 3,288,342           |
| 1,766,737                            | 2,997,367                   | 1,512,510                     |                  | 7,932,810          |                   | 54,420,646          |
| 38                                   | 158                         | 35                            |                  | 68                 |                   | 637                 |
| 714,525                              | 1,164,645                   | 488,467                       |                  | 1,034,434          |                   | 13,754,248          |
| 10,250,255                           | 16,658,928                  | 6,978,105                     |                  | 27,630,405         |                   | 223,011,006         |
| 39                                   | 180                         | 15                            |                  | 32                 |                   | 517                 |
| 738,786                              | 746,380                     | 394,485                       |                  | 434,677            |                   | 8,503,661           |
| 10,615,724                           | 10,937,646                  | 5,639,292                     |                  | 12,094,848         |                   | 136,751,035         |

Note: Figures include audits and adjustments from prior years.

**57 PIKE**  
 Number of Taxpayers  
 Gross Tax  
 Gross Sales

**58 PONTOTOC**  
 Number of Taxpayers  
 Gross Tax  
 Gross Sales

**59 PRENTISS**  
 Number of Taxpayers  
 Gross Tax  
 Gross Sales

**60 QUITMAN**  
 Number of Taxpayers  
 Gross Tax  
 Gross Sales

**61 RANKIN**  
 Number of Taxpayers  
 Gross Tax  
 Gross Sales

**62 SCOTT**  
 Number of Taxpayers  
 Gross Tax  
 Gross Sales

**63 SHARKEY**  
 Number of Taxpayers  
 Gross Tax  
 Gross Sales

**64 SIMPSON**  
 Number of Taxpayers  
 Gross Tax  
 Gross Sales

**65 SMITH**  
 Number of Taxpayers  
 Gross Tax  
 Gross Sales

**66 STONE**  
 Number of Taxpayers  
 Gross Tax  
 Gross Sales

**67 SUNFLOWER**  
 Number of Taxpayers  
 Gross Tax  
 Gross Sales

**68 TALLAHATCHIE**  
 Number of Taxpayers  
 Gross Tax  
 Gross Sales

**69 TATE**  
 Number of Taxpayers  
 Gross Tax  
 Gross Sales

**70 TIPPAH**  
 Number of Taxpayers  
 Gross Tax  
 Gross Sales

*Counties of Mississippi*  
*Sales and Tax Industry Group - Fiscal Year 2004*

|                           | <b>Total for County</b> | <b>Automotive</b> | <b>Machinery, Equipment, and Supplies</b> | <b>Food and Beverage</b> | <b>Furniture and Fixtures</b> | <b>Public Utilities</b> | <b>Apparel and General Merchandise</b> |
|---------------------------|-------------------------|-------------------|---|--------------------------|-------------------------------|-------------------------|--|
| <b>71 TISHOMINGO</b>      |                         |                   |   |                          |                               |                         |  |
| Number of Taxpayers       | 488                     | 106               | 22  | 87                       | 22                            | 15                      | 27                                     |
| Gross Tax                 | 8,357,520               | 1,474,631         | 749,681                                   | 2,152,198                | 202,004                       | 530,386                 | 1,299,757                              |
| Gross Sales               | 131,625,118             | 25,425,552        | 11,698,563                                | 30,758,125               | 2,885,781                     | 9,517,778               | 18,473,262                             |
| <b>72 TUNICA</b>          |                         |                   |   |                          |                               |                         |  |
| Number of Taxpayers       | 355                     | 36                | 15  | 107                      | 9                             |                         | 42                                     |
| Gross Tax                 | 19,001,926              | 832,654           | 519,715                                   | 6,489,801                | 116,081                       |                         | 1,907,395                              |
| Gross Sales               | 307,130,670             | 15,716,954        | 15,653,843                                | 92,711,364               | 1,658,307                     |                         | 27,248,539                             |
| <b>73 UNION</b>           |                         |                   |   |                          |                               |                         |  |
| Number of Taxpayers       | 598                     | 127               | 24  | 89                       | 30                            | 12                      | 42                                     |
| Gross Tax                 | 13,785,909              | 1,997,966         | 277,027                                   | 2,882,449                | 337,250                       | 583,440                 | 4,468,779                              |
| Gross Sales               | 218,516,741             | 35,806,159        | 5,708,816                                 | 41,205,197               | 4,817,865                     | 10,663,163              | 63,831,008                             |
| <b>74 WALTHALL</b>        |                         |                   |   |                          |                               |                         |  |
| Number of Taxpayers       | 313                     | 49                | 24  | 73                       | 6                             | 5                       | 23                                     |
| Gross Tax                 | 3,860,773               | 502,933           | 140,167                                   | 1,151,523                | 91,744                        | 206,918                 | 388,758                                |
| Gross Sales               | 60,517,607              | 8,720,893         | 2,812,771                                 | 16,456,103               | 1,310,641                     | 3,467,716               | 5,552,906                              |
| <b>75 WARREN</b>          |                         |                   |   |                          |                               |                         |  |
| Number of Taxpayers       | 1,287                   | 146               | 61  | 277                      | 33                            | 6                       | 107                                    |
| Gross Tax                 | 41,223,805              | 6,096,063         | 640,565                                   | 8,491,586                | 561,556                       | 2,663,692               | 9,968,053                              |
| Gross Sales               | 654,109,265             | 112,808,411       | 13,186,200                                | 121,465,923              | 8,023,961                     | 46,866,797              | 142,325,429                            |
| <b>76 WASHINGTON</b>      |                         |                   |   |                          |                               |                         |  |
| Number of Taxpayers       | 1,544                   | 245               | 106                                       | 385                      | 67                            | 19                      | 127                                    |
| Gross Tax                 | 45,466,638              | 7,907,753         | 2,060,146                                 | 8,070,731                | 826,191                       | 3,184,325               | 10,491,391                             |
| Gross Sales               | 730,748,611             | 142,093,569       | 47,186,910                                | 115,413,668              | 11,803,182                    | 56,770,971              | 149,841,929                            |
| <b>77 WAYNE</b>           |                         |                   |   |                          |                               |                         |  |
| Number of Taxpayers       | 501                     | 79                | 38  | 97                       | 15                            | 6                       | 41                                     |
| Gross Tax                 | 13,095,686              | 1,231,450         | 669,945                                   | 2,547,090                | 286,823                       | 539,781                 | 3,511,881                              |
| Gross Sales               | 226,136,175             | 20,500,939        | 13,826,438                                | 36,386,967               | 4,097,468                     | 9,851,803               | 50,159,801                             |
| <b>78 WEBSTER</b>         |                         |                   |   |                          |                               |                         |  |
| Number of Taxpayers       | 242                     | 45                | 15  | 47                       | 5                             | 9                       | 19                                     |
| Gross Tax                 | 3,363,529               | 292,206           | 108,658                                   | 1,263,392                | 29,673                        | 346,580                 | 342,954                                |
| Gross Sales               | 54,974,214              | 4,445,148         | 2,052,576                                 | 18,099,969               | 423,910                       | 6,160,506               | 4,899,706                              |
| <b>79 WILKINSON</b>       |                         |                   |   |                          |                               |                         |  |
| Number of Taxpayers       | 217                     | 30                | 15  | 76                       |                               | 7                       | 15                                     |
| Gross Tax                 | 3,235,605               | 323,431           | 283,840                                   | 1,225,742                |                               | 202,075                 | 397,269                                |
| Gross Sales               | 56,292,510              | 5,880,178         | 6,208,588                                 | 17,510,584               |                               | 3,457,262               | 5,675,277                              |
| <b>80 WINSTON</b>         |                         |                   |   |                          |                               |                         |  |
| Number of Taxpayers       | 445                     | 82                | 36  | 76                       | 16                            | 12                      | 29                                     |
| Gross Tax                 | 9,663,389               | 1,954,943         | 371,255                                   | 2,567,245                | 75,472                        | 633,737                 | 1,522,923                              |
| Gross Sales               | 169,021,597             | 36,831,181        | 8,128,229                                 | 36,674,898               | 1,078,180                     | 12,339,416              | 21,738,862                             |
| <b>81 YALOBUSHA</b>       |                         |                   |   |                          |                               |                         |  |
| Number of Taxpayers       | 325                     | 64                | 15  | 57                       | 12                            | 7                       | 22                                     |
| Gross Tax                 | 4,119,433               | 393,108           | 247,651                                   | 1,198,424                | 36,730                        | 311,783                 | 348,975                                |
| Gross Sales               | 74,109,545              | 6,430,864         | 4,034,395                                 | 17,120,686               | 524,722                       | 6,204,738               | 4,951,491                              |
| <b>82 YAZOO</b>           |                         |                   |   |                          |                               |                         |  |
| Number of Taxpayers       | 596                     | 89                | 38  | 170                      | 14                            | 10                      | 45                                     |
| Gross Tax                 | 12,572,488              | 2,360,131         | 934,314                                   | 3,187,780                | 239,822                       | 751,574                 | 896,633                                |
| Gross Sales               | 220,600,494             | 42,219,816        | 22,969,562                                | 45,571,942               | 3,426,034                     | 12,410,745              | 12,779,671                             |
| <b>TOTAL FOR COUNTIES</b> |                         |                   |   |                          |                               |                         |  |
| Number of Taxpayers       | 72,322                  | 10,965            | 4,239                                     | 14,968                   | 2,336                         | 885                     | 5,082                                  |
| Gross Tax                 | 2,162,826,999           | 327,203,392       | 88,363,723                                | 455,212,871              | 49,316,563                    | 126,256,718             | 442,060,196                            |
| Gross Sales               | 35,176,143,977          | 5,903,381,487     | 1,681,329,474                             | 6,522,663,621            | 705,494,430                   | 2,263,729,391           | 6,308,573,901                          |
| <b>OUT OF STATE</b>       |                         |                   |   |                          |                               |                         |  |
| Number of Taxpayers       | 10,476                  | 241               | 1,649                                     | 130                      | 326                           | 218                     | 238                                    |
| Gross Tax                 | 175,259,344             | 11,538,109        | 22,651,866                                | 3,829,705                | 2,413,108                     | 64,809,493              | 2,964,019                              |
| Gross Sales               | 2,878,689,699           | 250,486,059       | 375,105,864                               | 62,523,866               | 34,905,803                    | 1,069,249,092           | 41,710,911                             |

**Distribution By Industry Group**

| <b>Lumber and Building Materials</b> | <b>Miscellaneous Retail</b> | <b>Miscellaneous Services</b> | <b>Wholesale</b> | <b>Contracting</b> | <b>Recreation</b> | <b>Total Retail</b> |
|--------------------------------------|-----------------------------|-------------------------------|------------------|--------------------|-------------------|---------------------|
| 31                                   | 135                         | 25                            |                  | 14                 |                   | 488                 |
| 484,103                              | 588,074                     | 529,065                       |                  | 343,198            |                   | 8,357,520           |
| 7,084,967                            | 8,443,697                   | 7,558,076                     |                  | 9,716,195          |                   | 131,625,118         |
| 10                                   | 83                          | 30                            |                  | 11                 | 9                 | 355                 |
| 163,992                              | 3,590,735                   | 3,015,833                     |                  | 1,610,081          | 523,114           | 19,001,926          |
| 2,342,926                            | 51,305,441                  | 43,083,289                    |                  | 45,562,218         | 7,473,057         | 307,130,670         |
| 34                                   | 173                         | 23                            |                  | 41                 |                   | 597                 |
| 742,096                              | 1,011,361                   | 437,083                       |                  | 753,808            |                   | 13,534,184          |
| 10,707,802                           | 14,624,030                  | 6,244,046                     |                  | 20,100,101         |                   | 214,321,306         |
| 17                                   | 87                          | 13                            |                  | 14                 |                   | 313                 |
| 512,291                              | 502,649                     | 171,784                       |                  | 191,367            |                   | 3,860,773           |
| 7,326,556                            | 7,228,865                   | 2,454,060                     |                  | 5,178,036          |                   | 60,517,607          |
| 52                                   | 404                         | 91                            |                  | 96                 | 10                | 1,283               |
| 2,910,600                            | 4,616,736                   | 2,788,156                     |                  | 1,831,741          | 96,125            | 40,664,878          |
| 42,301,517                           | 66,592,326                  | 39,830,766                    |                  | 50,019,235         | 1,373,225         | 644,793,794         |
| 101                                  | 337                         | 84                            |                  | 65                 | 5                 | 1,541               |
| 3,074,405                            | 4,533,688                   | 2,269,268                     |                  | 1,460,482          | 70,222            | 43,948,609          |
| 44,267,506                           | 64,979,362                  | 32,418,614                    |                  | 39,669,173         | 1,003,175         | 705,448,065         |
| 38                                   | 121                         | 41                            |                  | 25                 |                   | 501                 |
| 490,810                              | 1,019,733                   | 1,229,715                     |                  | 1,564,102          |                   | 13,091,333          |
| 7,015,683                            | 22,799,002                  | 17,567,410                    |                  | 43,868,472         |                   | 226,073,989         |
| 6                                    | 60                          | 9                             |                  | 26                 |                   | 242                 |
| 197,619                              | 268,875                     | 102,804                       |                  | 409,524            |                   | 3,363,529           |
| 2,825,578                            | 3,860,418                   | 1,468,629                     |                  | 10,720,043         |                   | 54,974,214          |
| 5                                    | 39                          | 16                            |                  | 11                 |                   | 217                 |
| 55,434                               | 170,953                     | 123,471                       |                  | 435,603            |                   | 3,235,605           |
| 791,915                              | 2,470,164                   | 1,763,869                     |                  | 12,280,598         |                   | 56,292,510          |
| 27                                   | 99                          | 21                            |                  | 46                 |                   | 445                 |
| 650,528                              | 410,601                     | 250,264                       |                  | 1,203,353          |                   | 9,663,389           |
| 9,317,068                            | 5,921,888                   | 3,575,200                     |                  | 33,087,201         |                   | 169,021,597         |
| 19                                   | 89                          | 10                            |                  | 28                 |                   | 325                 |
| 233,786                              | 257,996                     | 222,304                       |                  | 868,535            |                   | 4,119,433           |
| 3,355,480                            | 3,922,992                   | 3,175,777                     |                  | 24,386,424         |                   | 74,109,545          |
| 33                                   | 144                         | 22                            |                  | 26                 |                   | 595                 |
| 309,407                              | 956,207                     | 447,244                       |                  | 1,694,141          |                   | 11,791,632          |
| 4,478,411                            | 13,878,963                  | 6,389,550                     |                  | 43,256,164         |                   | 207,586,198         |
| 4,454                                | 19,940                      | 4,294                         | 78               | 4,670              | 411               | 72,244              |
| 154,373,095                          | 210,515,457                 | 109,527,860                   | 44,658,506       | 147,225,311        | 8,113,302         | 2,118,168,493       |
| 2,226,409,518                        | 3,076,551,178               | 1,565,569,451                 | 744,291,923      | 4,062,223,050      | 115,926,548       | 34,431,852,053      |
| 779                                  | 2,267                       | 1,404                         | 7                | 3,204              | 13                | 10,469              |
| 10,396,790                           | 27,356,921                  | 22,095,460                    | 4,425            | 7,161,791          | 37,651            | 175,254,919         |
| 158,453,167                          | 404,361,678                 | 315,801,502                   | 63,214           | 165,490,662        | 537,876           | 2,878,626,484       |

Note: Figures include audits and adjustments from prior years.

**71 TISHOMINGO**  
 Number of Taxpayers  
 Gross Tax  
 Gross Sales

**72 TUNICA**  
 Number of Taxpayers  
 Gross Tax  
 Gross Sales

**73 UNION**  
 Number of Taxpayers  
 Gross Tax  
 Gross Sales

**74 WALTHALL**  
 Number of Taxpayers  
 Gross Tax  
 Gross Sales

**75 WARREN**  
 Number of Taxpayers  
 Gross Tax  
 Gross Sales

**76 WASHINGTON**  
 Number of Taxpayers  
 Gross Tax  
 Gross Sales

**77 WAYNE**  
 Number of Taxpayers  
 Gross Tax  
 Gross Sales

**78 WEBSTER**  
 Number of Taxpayers  
 Gross Tax  
 Gross Sales

**79 WILKINSON**  
 Number of Taxpayers  
 Gross Tax  
 Gross Sales

**80 WINSTON**  
 Number of Taxpayers  
 Gross Tax  
 Gross Sales

**81 YALOBUSHA**  
 Number of Taxpayers  
 Gross Tax  
 Gross Sales

**82 YAZOO**  
 Number of Taxpayers  
 Gross Tax  
 Gross Sales

**TOTAL FOR COUNTIES**  
 Number of Taxpayers  
 Gross Tax  
 Gross Sales

**OUT OF STATE**  
 Number of Taxpayers  
 Gross Tax  
 Gross Sales

*Counties of Mississippi*  
*Sales and Tax Industry Group - Fiscal Year 2004*

|                        | <b>Total for<br/>County</b> | <b>Automotive</b> | <b>Machinery,<br/>Equipment,<br/>and Supplies</b> | <b>Food and<br/>Beverage</b> | <b>Furniture and<br/>Fixtures</b> | <b>Public<br/>Utilities</b> | <b>Apparel and<br/>General<br/>Merchandise</b> |
|------------------------|-----------------------------|-------------------|---|------------------------------|-----------------------------------|-----------------------------|--|
| <b>TOTAL FOR STATE</b> |                             |                   |   |                              |                                   |                             |  |
| Number of Taxpayers    | 82,798                      | 11,206            | 5,888   | 15,098                       | 2,662                             | 1,103                       | 5,320  |
| Gross Tax              | 2,338,086,344               | 338,741,502       | 111,015,590                                       | 459,042,577                  | 51,729,672                        | 191,066,212                 | 445,024,215                                    |
| Gross Sales            | 38,054,833,676              | 6,153,867,546     | 2,056,435,339                                     | 6,585,187,488                | 740,400,234                       | 3,332,978,483               | 6,350,284,812                                  |

*Distribution By Industry Group*

| <b>Lumber and Building Materials</b> | <b>Miscellaneous Retail</b> | <b>Miscellaneous Services</b> | <b>Wholesale</b> | <b>Contracting</b> | <b>Recreation</b> | <b>Total Retail</b> |
|--------------------------------------|-----------------------------|-------------------------------|------------------|--------------------|-------------------|---------------------|
| 5,233                                | 22,207                      | 5,698                         | 85               | 7,874              | 424               | 82,713              |
| 164,769,885                          | 237,872,379                 | 131,623,321                   | 44,662,931       | 154,387,103        | 8,150,953         | 2,293,423,413       |
| 2,384,862,685                        | 3,480,912,856               | 1,881,370,953                 | 744,355,137      | 4,227,713,713      | 116,464,424       | 37,310,478,538      |

Note: Figures include audits and adjustments from prior years.

**TOTAL FOR STATE**  
**Number of Taxpayers**  
**Gross Tax**  
**Gross Sales**



*Cities of Mississippi*  
*Sales and Tax Industry Group - Fiscal Year 2004*

|                       | Total for City | Automotive | Machinery, Equipment, and Supplies | Food and Beverage | Furniture and Fixtures | Public Utilities | Apparel and General Merchandise |
|-----------------------|----------------|------------|------------------------------------|-------------------|------------------------|------------------|---------------------------------|
| <b>1 ABBEVILLE</b>    |                |            |                                    |                   |                        |                  |                                 |
| Number of Taxpayers   | 11             |            |                                    |                   |                        |                  |                                 |
| Gross Tax             | 144,410        |            |                                    |                   |                        |                  |                                 |
| Gross Sales           | 2,086,285      |            |                                    |                   |                        |                  |                                 |
| <b>2 ABERDEEN</b>     |                |            |                                    |                   |                        |                  |                                 |
| Number of Taxpayers   | 198            | 36         | 11                                 | 40                | 5                      |                  | 15                              |
| Gross Tax             | 4,761,489      | 1,093,935  | 162,977                            | 1,277,564         | 137,497                |                  | 420,534                         |
| Gross Sales           | 78,677,301     | 19,563,478 | 2,506,561                          | 18,251,490        | 1,964,254              |                  | 6,012,341                       |
| <b>3 ACKERMAN</b>     |                |            |                                    |                   |                        |                  |                                 |
| Number of Taxpayers   | 73             | 12         | 6                                  | 13                |                        |                  | 10                              |
| Gross Tax             | 1,642,836      | 514,533    | 29,736                             | 447,196           |                        |                  | 98,220                          |
| Gross Sales           | 25,732,858     | 9,172,642  | 425,805                            | 6,388,508         |                        |                  | 1,404,038                       |
| <b>4 ALGOMA</b>       |                |            |                                    |                   |                        |                  |                                 |
| Number of Taxpayers   | 11             |            |                                    | 6                 |                        |                  |                                 |
| Gross Tax             | 87,991         |            |                                    | 59,397            |                        |                  |                                 |
| Gross Sales           | 1,348,278      |            |                                    | 848,538           |                        |                  |                                 |
| <b>5 ALLIGATOR</b>    |                |            |                                    |                   |                        |                  |                                 |
| Number of Taxpayers   | 8              |            |                                    |                   |                        |                  |                                 |
| Gross Tax             | 50,840         |            |                                    |                   |                        |                  |                                 |
| Gross Sales           | 754,680        |            |                                    |                   |                        |                  |                                 |
| <b>6 AMORY</b>        |                |            |                                    |                   |                        |                  |                                 |
| Number of Taxpayers   | 300            | 50         | 17                                 | 49                | 15                     |                  | 27                              |
| Gross Tax             | 9,052,622      | 1,790,626  | 86,900                             | 1,451,447         | 104,414                |                  | 3,635,810                       |
| Gross Sales           | 139,430,579    | 32,645,988 | 1,687,555                          | 20,768,883        | 1,491,632              |                  | 51,943,982                      |
| <b>7 ANGUILLA</b>     |                |            |                                    |                   |                        |                  |                                 |
| Number of Taxpayers   | 18             |            |                                    | 7                 |                        |                  |                                 |
| Gross Tax             | 172,681        |            |                                    | 73,354            |                        |                  |                                 |
| Gross Sales           | 2,526,885      |            |                                    | 1,047,926         |                        |                  |                                 |
| <b>8 ARCOLA</b>       |                |            |                                    |                   |                        |                  |                                 |
| Number of Taxpayers   | 19             |            |                                    | 8                 |                        |                  |                                 |
| Gross Tax             | 137,003        |            |                                    | 47,815            |                        |                  |                                 |
| Gross Sales           | 2,010,659      |            |                                    | 683,078           |                        |                  |                                 |
| <b>9 ARTESIA</b>      |                |            |                                    |                   |                        |                  |                                 |
| Number of Taxpayers   | 12             |            |                                    | 10                |                        |                  |                                 |
| Gross Tax             | 27,735         |            |                                    | 7,964             |                        |                  |                                 |
| Gross Sales           | 455,097        |            |                                    | 113,779           |                        |                  |                                 |
| <b>10 ASHLAND</b>     |                |            |                                    |                   |                        |                  |                                 |
| Number of Taxpayers   | 42             | 7          |                                    | 6                 |                        |                  | 8                               |
| Gross Tax             | 622,340        | 134,161    |                                    | 275,931           |                        |                  | 84,866                          |
| Gross Sales           | 9,107,653      | 1,930,346  |                                    | 3,941,876         |                        |                  | 1,212,800                       |
| <b>11 BALDWYN</b>     |                |            |                                    |                   |                        |                  |                                 |
| Number of Taxpayers   | 149            | 50         |                                    | 34                |                        |                  | 9                               |
| Gross Tax             | 3,024,954      | 982,850    |                                    | 1,030,147         |                        |                  | 194,042                         |
| Gross Sales           | 50,638,046     | 18,755,641 |                                    | 14,725,783        |                        |                  | 2,772,035                       |
| <b>12 BASSFIELD</b>   |                |            |                                    |                   |                        |                  |                                 |
| Number of Taxpayers   | 38             |            |                                    | 16                |                        |                  | 5                               |
| Gross Tax             | 820,783        |            |                                    | 447,082           |                        |                  | 49,237                          |
| Gross Sales           | 11,889,681     |            |                                    | 6,386,887         |                        |                  | 704,623                         |
| <b>13 BATESVILLE</b>  |                |            |                                    |                   |                        |                  |                                 |
| Number of Taxpayers   | 481            | 84         | 15                                 | 89                | 28                     | 6                | 61                              |
| Gross Tax             | 18,502,987     | 3,585,227  | 261,678                            | 4,415,494         | 270,633                | 1,013,218        | 4,972,102                       |
| Gross Sales           | 284,854,401    | 63,119,238 | 4,038,934                          | 63,200,899        | 3,870,551              | 20,108,984       | 71,033,087                      |
| <b>14 BAY SPRINGS</b> |                |            |                                    |                   |                        |                  |                                 |
| Number of Taxpayers   | 112            | 23         | 9                                  | 20                |                        |                  | 16                              |
| Gross Tax             | 3,215,501      | 631,636    | 648,680                            | 989,313           |                        |                  | 356,676                         |
| Gross Sales           | 55,020,551     | 10,518,924 | 14,547,786                         | 14,133,032        |                        |                  | 5,095,376                       |

*Distribution By Industry Group*

| Lumber and Building Materials | Miscellaneous Retail | Miscellaneous Services | Wholesale | Contracting | Recreation | Total Retail |
|-------------------------------|----------------------|------------------------|-----------|-------------|------------|--------------|
|                               |                      |                        |           |             |            |              |
| 13                            | 55                   | 11                     |           | 9           |            |              |
| 214,924                       | 535,346              | 271,830                |           | 111,198     |            |              |
| 3,073,594                     | 7,688,467            | 3,883,288              |           | 2,822,388   |            |              |
|                               | 16                   | 6                      |           |             |            |              |
|                               | 235,055              | 32,414                 |           |             |            |              |
|                               | 3,358,685            | 463,061                |           |             |            |              |
| 24                            | 84                   | 17                     |           | 12          |            |              |
| 488,368                       | 646,716              | 277,856                |           | 34,151      |            |              |
| 6,976,686                     | 9,323,043            | 3,969,378              |           | 780,749     |            |              |
|                               | 7                    |                        |           |             |            |              |
|                               | 8,206                |                        |           |             |            |              |
|                               | 117,627              |                        |           |             |            |              |
|                               | 14                   |                        |           |             |            |              |
|                               | 32,445               |                        |           |             |            |              |
|                               | 463,502              |                        |           |             |            |              |
|                               | 30                   |                        |           | 9           |            |              |
|                               | 156,830              |                        |           | 84,482      |            |              |
|                               | 2,490,431            |                        |           | 2,326,994   |            |              |
|                               | 5                    |                        |           |             |            |              |
|                               | 7,401                |                        |           |             |            |              |
|                               | 105,739              |                        |           |             |            |              |
| 27                            | 117                  | 30                     |           | 21          |            |              |
| 1,543,637                     | 1,492,524            | 863,333                |           | 84,943      |            |              |
| 22,260,428                    | 22,324,009           | 12,481,621             |           | 2,413,876   |            |              |
|                               | 26                   | 8                      |           |             |            |              |
|                               | 175,769              | 86,292                 |           |             |            |              |
|                               | 2,531,424            | 1,232,790              |           |             |            |              |

Note: Figures include audits and adjustments from prior years.

**1 ABBEVILLE**  
 11 Number of Taxpayers  
 144,410 Gross Tax  
 2,086,285 Gross Sales

**2 ABERDEEN**  
 198 Number of Taxpayers  
 4,761,489 Gross Tax  
 78,677,301 Gross Sales

**3 ACKERMAN**  
 73 Number of Taxpayers  
 1,642,836 Gross Tax  
 25,732,858 Gross Sales

**4 ALGOMA**  
 11 Number of Taxpayers  
 87,991 Gross Tax  
 1,348,278 Gross Sales

**5 ALLIGATOR**  
 8 Number of Taxpayers  
 50,840 Gross Tax  
 754,680 Gross Sales

**6 AMORY**  
 300 Number of Taxpayers  
 9,052,622 Gross Tax  
 139,430,579 Gross Sales

**7 ANGUILLA**  
 18 Number of Taxpayers  
 172,681 Gross Tax  
 2,526,885 Gross Sales

**8 ARCOLA**  
 19 Number of Taxpayers  
 137,003 Gross Tax  
 2,010,659 Gross Sales

**9 ARTESIA**  
 12 Number of Taxpayers  
 27,735 Gross Tax  
 455,097 Gross Sales

**10 ASHLAND**  
 42 Number of Taxpayers  
 622,340 Gross Tax  
 9,107,653 Gross Sales

**11 BALDWIN**  
 149 Number of Taxpayers  
 3,024,954 Gross Tax  
 50,638,046 Gross Sales

**12 BASSFIELD**  
 38 Number of Taxpayers  
 820,783 Gross Tax  
 11,889,681 Gross Sales

**13 BATESVILLE**  
 479 Number of Taxpayers  
 18,502,987 Gross Tax  
 284,854,401 Gross Sales

**14 BAY SPRINGS**  
 112 Number of Taxpayers  
 3,215,501 Gross Tax  
 55,020,551 Gross Sales

*Cities of Mississippi*  
*Sales and Tax Industry Group - Fiscal Year 2004*

|                         | Total for City | Automotive | Machinery, Equipment, and Supplies | Food and Beverage | Furniture and Fixtures | Public Utilities | Apparel and General Merchandise |
|-------------------------|----------------|------------|------------------------------------|-------------------|------------------------|------------------|---------------------------------|
| <b>15 BAY ST LOUIS</b>  |                |            |                                    |                   |                        |                  |                                 |
| Number of Taxpayers     | 365            | 34         | 22                                 | 74                | 15                     |                  | 18                              |
| Gross Tax               | 7,240,759      | 945,388    | 84,457                             | 1,958,926         | 84,871                 |                  | 232,546                         |
| Gross Sales             | 110,857,293    | 16,610,946 | 1,221,724                          | 28,036,665        | 1,212,448              |                  | 3,322,084                       |
| <b>16 BEAUMONT</b>      |                |            |                                    |                   |                        |                  |                                 |
| Number of Taxpayers     | 27             |            |                                    | 10                |                        |                  |                                 |
| Gross Tax               | 422,054        |            |                                    | 272,274           |                        |                  |                                 |
| Gross Sales             | 6,257,238      |            |                                    | 3,889,628         |                        |                  |                                 |
| <b>17 BEAUREGARD</b>    |                |            |                                    |                   |                        |                  |                                 |
| Number of Taxpayers     |                |            |                                    |                   |                        |                  |                                 |
| Gross Tax               | 9,356          |            |                                    |                   |                        |                  |                                 |
| Gross Sales             | 134,837        |            |                                    |                   |                        |                  |                                 |
| <b>18 BELMONT</b>       |                |            |                                    |                   |                        |                  |                                 |
| Number of Taxpayers     | 85             | 18         |                                    | 16                |                        |                  | 6                               |
| Gross Tax               | 1,261,078      | 141,928    |                                    | 597,568           |                        |                  | 108,029                         |
| Gross Sales             | 19,136,135     | 2,390,813  |                                    | 8,536,679         |                        |                  | 1,537,436                       |
| <b>19 BELZONI</b>       |                |            |                                    |                   |                        |                  |                                 |
| Number of Taxpayers     | 103            | 11         |                                    | 27                |                        |                  | 19                              |
| Gross Tax               | 2,365,622      | 99,090     |                                    | 984,836           |                        |                  | 374,219                         |
| Gross Sales             | 37,524,828     | 1,491,518  |                                    | 14,090,764        |                        |                  | 5,345,597                       |
| <b>20 BENOIT</b>        |                |            |                                    |                   |                        |                  |                                 |
| Number of Taxpayers     | 13             |            |                                    | 5                 |                        |                  |                                 |
| Gross Tax               | 144,342        |            |                                    | 68,404            |                        |                  |                                 |
| Gross Sales             | 2,172,689      |            |                                    | 977,209           |                        |                  |                                 |
| <b>21 BENTONIA</b>      |                |            |                                    |                   |                        |                  |                                 |
| Number of Taxpayers     | 22             | 5          |                                    | 9                 |                        |                  |                                 |
| Gross Tax               | 581,425        | 16,779     |                                    | 90,710            |                        |                  |                                 |
| Gross Sales             | 9,044,766      | 239,713    |                                    | 1,295,864         |                        |                  |                                 |
| <b>22 BEULAH</b>        |                |            |                                    |                   |                        |                  |                                 |
| Number of Taxpayers     | 5              |            |                                    |                   |                        |                  |                                 |
| Gross Tax               | 31,085         |            |                                    |                   |                        |                  |                                 |
| Gross Sales             | 458,609        |            |                                    |                   |                        |                  |                                 |
| <b>23 BIG CREEK</b>     |                |            |                                    |                   |                        |                  |                                 |
| Number of Taxpayers     | 10             |            |                                    |                   |                        |                  |                                 |
| Gross Tax               | 46,536         |            |                                    |                   |                        |                  |                                 |
| Gross Sales             | 668,895        |            |                                    |                   |                        |                  |                                 |
| <b>24 BILOXI</b>        |                |            |                                    |                   |                        |                  |                                 |
| Number of Taxpayers     | 1,376          | 132        | 72                                 | 326               | 35                     | 5                | 101                             |
| Gross Tax               | 66,129,415     | 4,069,143  | 3,184,601                          | 22,943,594        | 1,526,941              | 4,440,155        | 11,785,407                      |
| Gross Sales             | 982,305,023    | 70,550,500 | 46,047,911                         | 328,412,333       | 21,813,426             | 83,598,528       | 168,303,043                     |
| <b>25 BLUE MOUNTAIN</b> |                |            |                                    |                   |                        |                  |                                 |
| Number of Taxpayers     | 20             |            |                                    |                   |                        |                  |                                 |
| Gross Tax               | 359,120        |            |                                    |                   |                        |                  |                                 |
| Gross Sales             | 5,316,598      |            |                                    |                   |                        |                  |                                 |
| <b>26 BLUE SPRINGS</b>  |                |            |                                    |                   |                        |                  |                                 |
| Number of Taxpayers     | 8              |            |                                    |                   |                        |                  |                                 |
| Gross Tax               | 82,219         |            |                                    |                   |                        |                  |                                 |
| Gross Sales             | 1,179,239      |            |                                    |                   |                        |                  |                                 |
| <b>27 BOLTON</b>        |                |            |                                    |                   |                        |                  |                                 |
| Number of Taxpayers     | 33             | 7          |                                    | 8                 |                        |                  |                                 |
| Gross Tax               | 599,588        | 23,750     |                                    | 180,112           |                        |                  |                                 |
| Gross Sales             | 10,873,092     | 344,411    |                                    | 2,573,037         |                        |                  |                                 |
| <b>28 BOONEVILLE</b>    |                |            |                                    |                   |                        |                  |                                 |
| Number of Taxpayers     | 336            | 76         | 14                                 | 63                | 17                     |                  | 26                              |
| Gross Tax               | 8,245,068      | 1,637,331  | 68,225                             | 2,330,960         | 144,349                |                  | 1,888,623                       |
| Gross Sales             | 129,314,050    | 30,022,967 | 1,292,204                          | 33,299,451        | 2,062,130              |                  | 26,791,658                      |

*Distribution By Industry Group*

| Lumber and Building Materials | Miscellaneous Retail | Miscellaneous Services | Wholesale | Contracting | Recreation | Total Retail |  |
|-------------------------------|----------------------|------------------------|-----------|-------------|------------|--------------|--|
|                               |                      |                        |           |             |            |              | Note: Figures include audits and adjustments from prior years. |
| 14                            | 140                  | 23                     |           | 21          |            | 365          | <b>15 BAY ST LOUIS</b>   |
| 453,610                       | 1,987,766            | 477,902                |           | 171,351     |            | 7,240,759    | Number of Taxpayers  |
| 6,482,325                     | 28,435,575           | 6,827,166              |           | 4,889,105   |            | 110,857,293  | Gross Tax  |
|                               |                      |                        |           |             |            |              | Gross Sales  |
|                               |                      |                        |           |             |            |              | <b>16 BEAUMONT</b>   |
|                               |                      |                        |           |             |            | 27           | Number of Taxpayers  |
|                               |                      |                        |           |             |            | 422,054      | Gross Tax  |
|                               |                      |                        |           |             |            | 6,257,238    | Gross Sales  |
|                               |                      |                        |           |             |            |              | <b>17 BEAUREGARD</b>   |
|                               |                      |                        |           |             |            |              | Number of Taxpayers  |
|                               |                      |                        |           |             |            | 9,356        | Gross Tax  |
|                               |                      |                        |           |             |            | 134,837      | Gross Sales  |
|                               |                      |                        |           |             |            |              | <b>18 BELMONT</b>  |
|                               | 24                   | 5                      |           |             |            | 85           | Number of Taxpayers  |
|                               | 95,170               | 28,906                 |           |             |            | 1,261,078    | Gross Tax  |
|                               | 1,364,709            | 412,947                |           |             |            | 19,136,135   | Gross Sales  |
|                               |                      |                        |           |             |            |              | <b>19 BELZONI</b>  |
| 6                             | 20                   | 5                      |           | 5           |            | 103          | Number of Taxpayers  |
| 107,497                       | 118,866              | 80,355                 |           | 4,724       |            | 2,365,622    | Gross Tax  |
| 1,535,683                     | 1,698,097            | 1,147,928              |           | 134,985     |            | 37,524,828   | Gross Sales  |
|                               |                      |                        |           |             |            |              | <b>20 BENOIT</b>   |
|                               |                      |                        |           |             |            | 13           | Number of Taxpayers  |
|                               |                      |                        |           |             |            | 144,342      | Gross Tax  |
|                               |                      |                        |           |             |            | 2,172,689    | Gross Sales  |
|                               |                      |                        |           |             |            |              | <b>21 BENTONIA</b>   |
|                               |                      |                        |           |             |            | 22           | Number of Taxpayers  |
|                               |                      |                        |           |             |            | 581,425      | Gross Tax  |
|                               |                      |                        |           |             |            | 9,044,766    | Gross Sales  |
|                               |                      |                        |           |             |            |              | <b>22 BEULAH</b>   |
|                               |                      |                        |           |             |            | 5            | Number of Taxpayers  |
|                               |                      |                        |           |             |            | 31,085       | Gross Tax  |
|                               |                      |                        |           |             |            | 458,609      | Gross Sales  |
|                               |                      |                        |           |             |            |              | <b>23 BIG CREEK</b>  |
|                               |                      |                        |           |             |            | 10           | Number of Taxpayers  |
|                               |                      |                        |           |             |            | 46,536       | Gross Tax  |
|                               |                      |                        |           |             |            | 668,895      | Gross Sales  |
|                               |                      |                        |           |             |            |              | <b>24 BILOXI</b>   |
| 45                            | 430                  | 136                    |           | 76          | 18         | 1,376        | Number of Taxpayers  |
| 2,100,444                     | 7,515,098            | 7,767,666              |           | 342,712     | 453,652    | 66,129,415   | Gross Tax  |
| 30,571,323                    | 108,137,224          | 110,966,550            |           | 7,423,433   | 6,480,746  | 982,305,023  | Gross Sales  |
|                               |                      |                        |           |             |            |              | <b>25 BLUE MOUNTAIN</b>  |
|                               | 6                    |                        |           |             |            | 20           | Number of Taxpayers  |
|                               | 37,762               |                        |           |             |            | 359,120      | Gross Tax  |
|                               | 539,464              |                        |           |             |            | 5,316,598    | Gross Sales  |
|                               |                      |                        |           |             |            |              | <b>26 BLUE SPRINGS</b>   |
|                               | 6                    |                        |           |             |            | 8            | Number of Taxpayers  |
|                               | 7,985                |                        |           |             |            | 82,219       | Gross Tax  |
|                               | 115,829              |                        |           |             |            | 1,179,239    | Gross Sales  |
|                               |                      |                        |           |             |            |              | <b>27 BOLTON</b>   |
|                               |                      |                        |           |             |            | 33           | Number of Taxpayers  |
|                               |                      |                        |           |             |            | 599,588      | Gross Tax  |
|                               |                      |                        |           |             |            | 10,873,092   | Gross Sales  |
|                               |                      |                        |           |             |            |              | <b>28 BOONEVILLE</b>   |
| 25                            | 84                   | 13                     |           | 13          |            | 336          | Number of Taxpayers  |
| 603,691                       | 410,132              | 418,104                |           | 28,427      |            | 8,245,068    | Gross Tax  |
| 8,694,564                     | 5,936,845            | 5,972,917              |           | 697,912     |            | 129,314,050  | Gross Sales  |

*Cities of Mississippi  
Sales and Tax Industry Group - Fiscal Year 2004*

|                        | <b>Total for City</b> | <b>Automotive</b> | <b>Machinery, Equipment, and Supplies</b> | <b>Food and Beverage</b> | <b>Furniture and Fixtures</b> | <b>Public Utilities</b> | <b>Apparel and General Merchandise</b> |
|------------------------|-----------------------|-------------------|---|--------------------------|-------------------------------|-------------------------|--|
| <b>29 BOYLE</b>        |                       |                   |   |                          |                               |                         |  |
| Number of Taxpayers    | 28                    |                   |   | 12                       |                               |                         |  |
| Gross Tax              | 461,879               |                   |   | 158,660                  |                               |                         |  |
| Gross Sales            | 6,899,980             |                   |   | 2,266,580                |                               |                         |  |
| <b>30 BRANDON</b>      |                       |                   |   |                          |                               |                         |  |
| Number of Taxpayers    | 394                   | 49                | 12  | 49                       | 11                            |                         | 30                                     |
| Gross Tax              | 21,532,268            | 10,238,988        | 91,166                                    | 2,621,474                | 112,043                       |                         | 351,750                                |
| Gross Sales            | 367,154,296           | 192,326,040       | 1,388,482                                 | 37,475,068               | 1,600,618                     |                         | 5,023,108                              |
| <b>31 BRAXTON</b>      |                       |                   |   |                          |                               |                         |  |
| Number of Taxpayers    |                       |                   |   |                          |                               |                         |  |
| Gross Tax              | 57,768                |                   |   |                          |                               |                         |  |
| Gross Sales            | 853,218               |                   |   |                          |                               |                         |  |
| <b>32 BROOKHAVEN</b>   |                       |                   |   |                          |                               |                         |  |
| Number of Taxpayers    | 520                   | 77                | 12  | 115                      | 28                            |                         | 63                                     |
| Gross Tax              | 22,686,579            | 6,210,134         | 564,019                                   | 4,396,574                | 449,324                       |                         | 7,263,593                              |
| Gross Sales            | 359,804,080           | 116,624,575       | 10,753,641                                | 63,083,686               | 6,418,912                     |                         | 103,764,784                            |
| <b>33 BROOKSVILLE</b>  |                       |                   |   |                          |                               |                         |  |
| Number of Taxpayers    | 27                    |                   |   | 11                       |                               |                         |  |
| Gross Tax              | 486,161               |                   |   | 285,686                  |                               |                         |  |
| Gross Sales            | 7,463,365             |                   |   | 4,081,224                |                               |                         |  |
| <b>34 BRUCE</b>        |                       |                   |   |                          |                               |                         |  |
| Number of Taxpayers    | 106                   | 16                |   | 21                       | 6                             |                         | 15                                     |
| Gross Tax              | 2,052,675             | 365,283           |   | 650,721                  | 66,252                        |                         | 276,952                                |
| Gross Sales            | 35,123,796            | 6,254,070         |   | 9,296,016                | 946,462                       |                         | 3,956,466                              |
| <b>35 BUDE</b>         |                       |                   |   |                          |                               |                         |  |
| Number of Taxpayers    | 33                    | 5                 |   | 11                       |                               |                         |  |
| Gross Tax              | 509,611               | 86,970            |   | 247,663                  |                               |                         |  |
| Gross Sales            | 7,524,769             | 1,242,997         |   | 3,538,051                |                               |                         |  |
| <b>36 BURNSVILLE</b>   |                       |                   |   |                          |                               |                         |  |
| Number of Taxpayers    | 37                    | 8                 |   | 9                        |                               |                         |  |
| Gross Tax              | 646,961               | 205,630           |   | 253,484                  |                               |                         |  |
| Gross Sales            | 9,443,780             | 2,982,402         |   | 3,624,362                |                               |                         |  |
| <b>37 BYHALIA</b>      |                       |                   |   |                          |                               |                         |  |
| Number of Taxpayers    | 105                   | 19                |   | 29                       |                               |                         | 7                                      |
| Gross Tax              | 2,157,356             | 346,465           |   | 343,767                  |                               |                         | 146,413                                |
| Gross Sales            | 34,315,091            | 5,659,270         |   | 4,923,334                |                               |                         | 2,096,007                              |
| <b>38 CALEDONIA</b>    |                       |                   |   |                          |                               |                         |  |
| Number of Taxpayers    | 21                    |                   |   | 7                        |                               |                         |  |
| Gross Tax              | 313,047               |                   |   | 132,764                  |                               |                         |  |
| Gross Sales            | 4,483,843             |                   |   | 1,896,632                |                               |                         |  |
| <b>39 CALHOUN CITY</b> |                       |                   |   |                          |                               |                         |  |
| Number of Taxpayers    | 94                    | 14                |   | 19                       | 6                             |                         | 19                                     |
| Gross Tax              | 1,781,826             | 461,745           |   | 622,052                  | 18,272                        |                         | 337,445                                |
| Gross Sales            | 27,523,997            | 8,501,769         |   | 8,886,448                | 261,029                       |                         | 4,819,575                              |
| <b>40 CANTON</b>       |                       |                   |   |                          |                               |                         |  |
| Number of Taxpayers    | 369                   | 41                | 18  | 120                      | 18                            |                         | 30                                     |
| Gross Tax              | 11,241,761            | 1,819,976         | 772,740                                   | 3,382,331                | 338,070                       |                         | 1,056,874                              |
| Gross Sales            | 174,712,211           | 32,951,650        | 15,235,351                                | 48,441,063               | 4,829,566                     |                         | 14,994,257                             |
| <b>41 CARROLLTON</b>   |                       |                   |   |                          |                               |                         |  |
| Number of Taxpayers    | 21                    |                   |   |                          |                               |                         |  |
| Gross Tax              | 156,282               |                   |   |                          |                               |                         |  |
| Gross Sales            | 2,298,200             |                   |   |                          |                               |                         |  |
| <b>42 CARTHAGE</b>     |                       |                   |   |                          |                               |                         |  |
| Number of Taxpayers    | 211                   | 45                | 11  | 47                       | 8                             |                         | 25                                     |
| Gross Tax              | 8,347,369             | 1,834,499         | 412,191                                   | 1,501,616                | 83,832                        |                         | 3,078,457                              |
| Gross Sales            | 134,402,034           | 35,123,578        | 10,501,921                                | 21,560,626               | 1,197,611                     |                         | 43,976,753                             |

*Distribution By Industry Group*

| Lumber and Building Materials | Miscellaneous Retail | Miscellaneous Services | Wholesale | Contracting | Recreation | Total Retail |  |
|-------------------------------|----------------------|------------------------|-----------|-------------|------------|--------------|--|
|                               |                      |                        |           |             |            |              | Note: Figures include audits and adjustments from prior years. |
|                               |                      |                        |           |             |            |              | <b>29 BOYLE</b>  |
|                               |                      |                        |           |             |            | 28           | Number of Taxpayers  |
|                               |                      |                        |           |             |            | 461,879      | Gross Tax  |
|                               |                      |                        |           |             |            | 6,899,980    | Gross Sales  |
|                               |                      |                        |           |             |            |              | <b>30 BRANDON</b>  |
|                               |                      |                        |           |             |            | 394          | Number of Taxpayers  |
|                               |                      |                        |           |             |            | 21,532,268   | Gross Tax  |
|                               |                      |                        |           |             |            | 367,154,296  | Gross Sales  |
|                               |                      |                        |           |             |            |              | <b>31 BRAXTON</b>  |
|                               |                      |                        |           |             |            |              | Number of Taxpayers  |
|                               |                      |                        |           |             |            | 57,768       | Gross Tax  |
|                               |                      |                        |           |             |            | 853,218      | Gross Sales  |
|                               |                      |                        |           |             |            |              | <b>32 BROOKHAVEN</b>   |
|                               |                      |                        |           |             |            | 520          | Number of Taxpayers  |
|                               |                      |                        |           |             |            | 22,686,579   | Gross Tax  |
|                               |                      |                        |           |             |            | 359,804,080  | Gross Sales  |
|                               |                      |                        |           |             |            |              | <b>33 BROOKSVILLE</b>  |
|                               |                      |                        |           |             |            | 27           | Number of Taxpayers  |
|                               |                      |                        |           |             |            | 486,161      | Gross Tax  |
|                               |                      |                        |           |             |            | 7,463,365    | Gross Sales  |
|                               |                      |                        |           |             |            |              | <b>34 BRUCE</b>  |
|                               |                      |                        |           |             |            | 106          | Number of Taxpayers  |
|                               |                      |                        |           |             |            | 2,052,675    | Gross Tax  |
|                               |                      |                        |           |             |            | 35,123,796   | Gross Sales  |
|                               |                      |                        |           |             |            |              | <b>35 BUDE</b>   |
|                               |                      |                        |           |             |            | 33           | Number of Taxpayers  |
|                               |                      |                        |           |             |            | 509,611      | Gross Tax  |
|                               |                      |                        |           |             |            | 7,524,769    | Gross Sales  |
|                               |                      |                        |           |             |            |              | <b>36 BURNSVILLE</b>   |
|                               |                      |                        |           |             |            | 37           | Number of Taxpayers  |
|                               |                      |                        |           |             |            | 646,961      | Gross Tax  |
|                               |                      |                        |           |             |            | 9,443,780    | Gross Sales  |
|                               |                      |                        |           |             |            |              | <b>37 BYHALIA</b>  |
|                               |                      |                        |           |             |            | 105          | Number of Taxpayers  |
|                               |                      |                        |           |             |            | 2,157,356    | Gross Tax  |
|                               |                      |                        |           |             |            | 34,315,091   | Gross Sales  |
|                               |                      |                        |           |             |            |              | <b>38 CALEDONIA</b>  |
|                               |                      |                        |           |             |            | 21           | Number of Taxpayers  |
|                               |                      |                        |           |             |            | 313,047      | Gross Tax  |
|                               |                      |                        |           |             |            | 4,483,843    | Gross Sales  |
|                               |                      |                        |           |             |            |              | <b>39 CALHOUN CITY</b>   |
|                               |                      |                        |           |             |            | 94           | Number of Taxpayers  |
|                               |                      |                        |           |             |            | 1,781,826    | Gross Tax  |
|                               |                      |                        |           |             |            | 27,523,997   | Gross Sales  |
|                               |                      |                        |           |             |            |              | <b>40 CANTON</b>   |
|                               |                      |                        |           |             |            | 369          | Number of Taxpayers  |
|                               |                      |                        |           |             |            | 11,241,761   | Gross Tax  |
|                               |                      |                        |           |             |            | 174,712,211  | Gross Sales  |
|                               |                      |                        |           |             |            |              | <b>41 CARROLLTON</b>   |
|                               |                      |                        |           |             |            | 21           | Number of Taxpayers  |
|                               |                      |                        |           |             |            | 156,282      | Gross Tax  |
|                               |                      |                        |           |             |            | 2,298,200    | Gross Sales  |
|                               |                      |                        |           |             |            |              | <b>42 CARTHAGE</b>   |
|                               |                      |                        |           |             |            | 211          | Number of Taxpayers  |
|                               |                      |                        |           |             |            | 8,347,369    | Gross Tax  |
|                               |                      |                        |           |             |            | 134,402,034  | Gross Sales  |
| 21                            | 139                  | 50                     |           | 31          |            |              |  |
| 2,895,717                     | 2,120,962            | 860,038                |           | 488,253     |            |              |  |
| 41,812,040                    | 30,323,359           | 12,286,257             |           | 12,073,162  |            |              |  |
|                               |                      |                        |           |             |            |              |  |
| 25                            | 159                  | 27                     |           | 10          |            |              |  |
| 695,410                       | 1,197,102            | 765,728                |           | 56,847      |            |              |  |
| 10,108,654                    | 17,188,306           | 10,938,966             |           | 1,344,053   |            |              |  |
|                               |                      |                        |           |             |            |              |  |
| 5                             | 26                   | 7                      |           |             |            |              |  |
| 184,884                       | 105,682              | 51,006                 |           |             |            |              |  |
| 2,641,201                     | 1,559,699            | 728,663                |           |             |            |              |  |
|                               |                      |                        |           |             |            |              |  |
|                               | 12                   |                        |           |             |            |              |  |
|                               | 14,111               |                        |           |             |            |              |  |
|                               | 201,614              |                        |           |             |            |              |  |
|                               |                      |                        |           |             |            |              |  |
|                               | 14                   |                        |           |             |            |              |  |
|                               | 37,295               |                        |           |             |            |              |  |
|                               | 535,872              |                        |           |             |            |              |  |
|                               |                      |                        |           |             |            |              |  |
| 7                             | 28                   |                        |           |             |            |              |  |
| 79,795                        | 836,548              |                        |           |             |            |              |  |
| 1,139,929                     | 11,966,093           |                        |           |             |            |              |  |
|                               |                      |                        |           |             |            |              |  |
|                               | 22                   |                        |           |             |            |              |  |
|                               | 73,063               |                        |           |             |            |              |  |
|                               | 1,047,292            |                        |           |             |            |              |  |
|                               |                      |                        |           |             |            |              |  |
| 18                            | 94                   | 23                     |           | 6           |            |              |  |
| 965,836                       | 1,264,821            | 591,646                |           | 14,326      |            |              |  |
| 13,815,827                    | 18,068,864           | 8,452,083              |           | 297,474     |            |              |  |
|                               |                      |                        |           |             |            |              |  |
|                               | 5                    |                        |           |             |            |              |  |
|                               | 10,731               |                        |           |             |            |              |  |
|                               | 153,303              |                        |           |             |            |              |  |
|                               |                      |                        |           |             |            |              |  |
| 9                             | 47                   | 10                     |           | 5           |            |              |  |
| 438,995                       | 471,429              | 124,385                |           | 7,889       |            |              |  |
| 6,271,365                     | 6,912,035            | 1,776,927              |           | 198,347     |            |              |  |

*Cities of Mississippi*  
*Sales and Tax Industry Group - Fiscal Year 2004*

|                       | <b>Total for City</b> | <b>Automotive</b> | <b>Machinery, Equipment, and Supplies</b> | <b>Food and Beverage</b> | <b>Furniture and Fixtures</b> | <b>Public Utilities</b> | <b>Apparel and General Merchandise</b> |
|-----------------------|-----------------------|-------------------|---|--------------------------|-------------------------------|-------------------------|--|
| <b>43 CARY</b>        |                       |                   |   |                          |                               |                         |  |
| Number of Taxpayers   | 14                    |                   |   | 7                        |                               |                         |  |
| Gross Tax             | 74,855                |                   |   | 15,429                   |                               |                         |  |
| Gross Sales           | 1,212,038             |                   |   | 220,422                  |                               |                         |  |
| <b>44 CENTREVILLE</b> |                       |                   |   |                          |                               |                         |  |
| Number of Taxpayers   | 41                    | 8                 |   | 15                       |                               |                         |  |
| Gross Tax             | 1,053,306             | 124,791           |   | 512,725                  |                               |                         |  |
| Gross Sales           | 15,700,473            | 2,138,931         |   | 7,324,635                |                               |                         |  |
| <b>45 CHARLESTON</b>  |                       |                   |   |                          |                               |                         |  |
| Number of Taxpayers   | 107                   | 15                |   | 30                       | 8                             |                         | 10                                     |
| Gross Tax             | 1,680,500             | 253,663           |   | 672,817                  | 20,594                        |                         | 268,347                                |
| Gross Sales           | 25,247,359            | 3,987,652         |   | 9,633,778                | 294,206                       |                         | 3,834,534                              |
| <b>46 CHUNKY</b>      |                       |                   |   |                          |                               |                         |  |
| Number of Taxpayers   | 5                     |                   |   |                          |                               |                         |  |
| Gross Tax             | 31,366                |                   |   |                          |                               |                         |  |
| Gross Sales           | 460,442               |                   |   |                          |                               |                         |  |
| <b>47 CLARKSDALE</b>  |                       |                   |   |                          |                               |                         |  |
| Number of Taxpayers   | 560                   | 72                | 24  | 133                      | 29                            |                         | 66                                     |
| Gross Tax             | 15,289,503            | 1,930,052         | 907,384                                   | 4,188,401                | 463,504                       |                         | 3,098,826                              |
| Gross Sales           | 233,511,982           | 32,469,647        | 19,463,404                                | 59,955,812               | 6,621,486                     |                         | 44,202,686                             |
| <b>48 CLEVELAND</b>   |                       |                   |   |                          |                               |                         |  |
| Number of Taxpayers   | 509                   | 58                | 22  | 100                      | 22                            |                         | 66                                     |
| Gross Tax             | 15,565,414            | 2,498,625         | 951,046                                   | 4,055,882                | 578,377                       |                         | 3,583,729                              |
| Gross Sales           | 245,951,536           | 43,335,463        | 23,159,540                                | 58,035,129               | 8,494,417                     |                         | 51,153,199                             |
| <b>49 CLINTON</b>     |                       |                   |   |                          |                               |                         |  |
| Number of Taxpayers   | 513                   | 50                | 26  | 79                       | 9                             |                         | 37                                     |
| Gross Tax             | 17,333,335            | 981,170           | 227,323                                   | 4,243,979                | 33,315                        |                         | 5,873,716                              |
| Gross Sales           | 253,922,783           | 14,757,386        | 3,339,966                                 | 60,672,937               | 475,932                       |                         | 83,892,391                             |
| <b>50 COAHOMA</b>     |                       |                   |   |                          |                               |                         |  |
| Number of Taxpayers   | 5                     |                   |   |                          |                               |                         |  |
| Gross Tax             | 31,279                |                   |   |                          |                               |                         |  |
| Gross Sales           | 463,474               |                   |   |                          |                               |                         |  |
| <b>51 COFFEEVILLE</b> |                       |                   |   |                          |                               |                         |  |
| Number of Taxpayers   | 50                    | 11                |   | 13                       |                               |                         | 5                                      |
| Gross Tax             | 547,298               | 27,495            |   | 205,068                  |                               |                         | 87,197                                 |
| Gross Sales           | 8,030,733             | 414,964           |   | 2,929,547                |                               |                         | 1,246,373                              |
| <b>52 COLDWATER</b>   |                       |                   |   |                          |                               |                         |  |
| Number of Taxpayers   | 79                    | 15                |   | 14                       | 7                             |                         | 5                                      |
| Gross Tax             | 889,668               | 101,686           |   | 217,348                  | 5,659                         |                         | 36,415                                 |
| Gross Sales           | 13,370,387            | 1,556,053         |   | 3,104,973                | 80,851                        |                         | 521,713                                |
| <b>53 COLLINS</b>     |                       |                   |   |                          |                               |                         |  |
| Number of Taxpayers   | 157                   | 28                | 9   | 34                       | 5                             |                         | 12                                     |
| Gross Tax             | 5,097,516             | 1,963,202         | 124,696                                   | 1,380,216                | 22,917                        |                         | 293,585                                |
| Gross Sales           | 86,841,384            | 36,936,328        | 1,983,992                                 | 19,784,596               | 327,385                       |                         | 4,194,066                              |
| <b>54 COLUMBIA</b>    |                       |                   |   |                          |                               |                         |  |
| Number of Taxpayers   | 393                   | 68                | 20  | 81                       | 10                            |                         | 36                                     |
| Gross Tax             | 13,738,449            | 2,557,775         | 651,787                                   | 2,488,902                | 136,580                       |                         | 4,377,146                              |
| Gross Sales           | 210,365,233           | 44,281,875        | 12,971,857                                | 35,587,039               | 1,952,263                     |                         | 62,529,972                             |
| <b>55 COLUMBUS</b>    |                       |                   |   |                          |                               |                         |  |
| Number of Taxpayers   | 1,182                 | 161               | 83  | 250                      | 64                            | 6                       | 112                                    |
| Gross Tax             | 44,967,144            | 7,963,989         | 1,658,916                                 | 8,284,631                | 2,321,561                     | 2,433,016               | 12,398,908                             |
| Gross Sales           | 691,294,234           | 147,149,849       | 27,214,795                                | 118,458,056              | 33,467,688                    | 41,542,545              | 177,100,463                            |
| <b>56 COMO</b>        |                       |                   |   |                          |                               |                         |  |
| Number of Taxpayers   | 40                    | 11                |   | 16                       |                               |                         | 5                                      |
| Gross Tax             | 564,606               | 108,613           |   | 300,622                  |                               |                         | 6,401                                  |
| Gross Sales           | 9,656,216             | 2,923,259         |   | 4,294,595                |                               |                         | 92,471                                 |

*Distribution By Industry Group*

| Lumber and Building Materials | Miscellaneous Retail | Miscellaneous Services | Wholesale | Contracting | Recreation | Total Retail |  |
|-------------------------------|----------------------|------------------------|-----------|-------------|------------|--------------|--|
|                               |                      |                        |           |             |            |              | Note: Figures include audits and adjustments from prior years. |
|                               |                      |                        |           |             |            |              | <b>43 CARY</b>   |
|                               |                      |                        |           |             |            | 14           | Number of Taxpayers  |
|                               |                      |                        |           |             |            | 74,855       | Gross Tax  |
|                               |                      |                        |           |             |            | 1,212,038    | Gross Sales  |
|                               |                      |                        |           |             |            |              | <b>44 CENTREVILLE</b>  |
|                               | 7                    |                        |           |             |            | 41           | Number of Taxpayers  |
|                               | 16,920               |                        |           |             |            | 1,053,306    | Gross Tax  |
|                               | 242,842              |                        |           |             |            | 15,700,473   | Gross Sales  |
|                               |                      |                        |           |             |            |              | <b>45 CHARLESTON</b>   |
|                               |                      |                        |           |             |            | 107          | Number of Taxpayers  |
|                               |                      |                        |           |             |            | 1,680,500    | Gross Tax  |
|                               |                      |                        |           |             |            | 25,247,359   | Gross Sales  |
|                               |                      |                        |           |             |            |              | <b>46 CHUNKY</b>   |
|                               |                      |                        |           |             |            | 5            | Number of Taxpayers  |
|                               |                      |                        |           |             |            | 31,366       | Gross Tax  |
|                               |                      |                        |           |             |            | 460,442      | Gross Sales  |
|                               |                      |                        |           |             |            |              | <b>47 CLARKSDALE</b>   |
|                               |                      |                        |           |             | 17         | 559          | Number of Taxpayers  |
|                               |                      |                        |           | 20,856      |            | 15,289,495   | Gross Tax  |
|                               |                      |                        |           | 319,793     |            | 233,511,857  | Gross Sales  |
|                               |                      |                        |           |             |            |              | <b>48 CLEVELAND</b>  |
|                               |                      |                        |           |             | 14         | 507          | Number of Taxpayers  |
|                               |                      |                        |           |             | 191,833    | 15,565,414   | Gross Tax  |
|                               |                      |                        |           | 5,048,225   |            | 245,951,536  | Gross Sales  |
|                               |                      |                        |           |             |            |              | <b>49 CLINTON</b>  |
|                               |                      |                        |           |             | 30         | 513          | Number of Taxpayers  |
|                               |                      |                        |           |             | 80,772     | 17,333,335   | Gross Tax  |
|                               |                      |                        |           | 1,890,589   |            | 253,922,783  | Gross Sales  |
|                               |                      |                        |           |             |            |              | <b>50 COAHOMA</b>  |
|                               |                      |                        |           |             |            | 5            | Number of Taxpayers  |
|                               |                      |                        |           |             |            | 31,279       | Gross Tax  |
|                               |                      |                        |           |             |            | 463,474      | Gross Sales  |
|                               |                      |                        |           |             |            |              | <b>51 COFFEEVILLE</b>  |
|                               |                      |                        |           |             |            | 50           | Number of Taxpayers  |
|                               |                      |                        |           |             |            | 547,298      | Gross Tax  |
|                               |                      |                        |           |             |            | 8,030,733    | Gross Sales  |
|                               |                      |                        |           |             |            |              | <b>52 COLDWATER</b>  |
|                               |                      |                        |           |             |            | 79           | Number of Taxpayers  |
|                               |                      |                        |           |             |            | 889,668      | Gross Tax  |
|                               |                      |                        |           |             |            | 13,370,387   | Gross Sales  |
|                               |                      |                        |           |             |            |              | <b>53 COLLINS</b>  |
|                               |                      |                        |           |             | 5          | 157          | Number of Taxpayers  |
|                               |                      |                        |           |             | 234,578    | 5,097,516    | Gross Tax  |
|                               |                      |                        |           | 6,012,482   |            | 86,841,384   | Gross Sales  |
|                               |                      |                        |           |             |            |              | <b>54 COLUMBIA</b>   |
|                               |                      |                        |           |             | 18         | 393          | Number of Taxpayers  |
|                               |                      |                        |           |             | 85,050     | 13,738,449   | Gross Tax  |
|                               |                      |                        |           | 1,531,430   |            | 210,365,233  | Gross Sales  |
|                               |                      |                        |           |             |            |              | <b>55 COLUMBUS</b>   |
|                               |                      |                        |           |             | 58         | 1,182        | Number of Taxpayers  |
|                               |                      |                        |           |             | 355,757    | 44,967,144   | Gross Tax  |
|                               |                      |                        |           | 8,288,628   | 68,841     | 691,294,234  | Gross Sales  |
|                               |                      |                        |           |             |            |              | <b>56 COMO</b>   |
|                               |                      |                        |           |             |            | 40           | Number of Taxpayers  |
|                               |                      |                        |           |             |            | 564,606      | Gross Tax  |
|                               |                      |                        |           |             |            | 9,656,216    | Gross Sales  |



*Cities of Mississippi  
Sales and Tax Industry Group - Fiscal Year 2004*

|                           | <b>Total for City</b> | <b>Automotive</b> | <b>Machinery, Equipment, and Supplies</b> | <b>Food and Beverage</b> | <b>Furniture and Fixtures</b> | <b>Public Utilities</b> | <b>Apparel and General Merchandise</b> |
|---------------------------|-----------------------|-------------------|---|--------------------------|-------------------------------|-------------------------|--|
| <b>57 CORINTH</b>         |                       |                   |   |                          |                               |                         |  |
| Number of Taxpayers       | 731                   | 134               | 23  | 134                      | 20                            | 5                       | 37                                     |
| Gross Tax                 | 25,687,282            | 4,433,999         | 445,892                                   | 5,063,479                | 580,300                       | 1,487,197               | 7,922,988                              |
| Gross Sales               | 392,664,496           | 79,309,462        | 8,991,578                                 | 72,478,879               | 8,289,993                     | 28,136,454              | 113,026,092                            |
| <b>58 COURTLAND</b>       |                       |                   |   |                          |                               |                         |  |
| Number of Taxpayers       | 6                     |                   |   |                          |                               |                         |  |
| Gross Tax                 | 75,179                |                   |   |                          |                               |                         |  |
| Gross Sales               | 1,083,381             |                   |   |                          |                               |                         |  |
| <b>59 CRAWFORD</b>        |                       |                   |   |                          |                               |                         |  |
| Number of Taxpayers       | 12                    |                   |   | 9                        |                               |                         |  |
| Gross Tax                 | 36,100                |                   |   | 13,432                   |                               |                         |  |
| Gross Sales               | 532,704               |                   |   | 191,894                  |                               |                         |  |
| <b>60 CRENSHAW</b>        |                       |                   |   |                          |                               |                         |  |
| Number of Taxpayers       | 31                    | 7                 |   | 13                       |                               |                         | 5                                      |
| Gross Tax                 | 236,364               | 35,398            |   | 114,509                  |                               |                         | 5,015                                  |
| Gross Sales               | 3,644,701             | 576,281           |   | 1,635,849                |                               |                         | 71,971                                 |
| <b>61 CROSBY</b>          |                       |                   |   |                          |                               |                         |  |
| Number of Taxpayers       | 6                     |                   |   |                          |                               |                         |  |
| Gross Tax                 | 61,738                |                   |   |                          |                               |                         |  |
| Gross Sales               | 901,333               |                   |   |                          |                               |                         |  |
| <b>62 CROWDER</b>         |                       |                   |   |                          |                               |                         |  |
| Number of Taxpayers       | 7                     |                   |   |                          |                               |                         |  |
| Gross Tax                 | 78,674                |                   |   |                          |                               |                         |  |
| Gross Sales               | 1,168,411             |                   |   |                          |                               |                         |  |
| <b>63 CRUGER</b>          |                       |                   |   |                          |                               |                         |  |
| Number of Taxpayers       | 9                     |                   |   | 7                        |                               |                         |  |
| Gross Tax                 | 28,771                |                   |   | 8,498                    |                               |                         |  |
| Gross Sales               | 423,844               |                   |   | 121,409                  |                               |                         |  |
| <b>64 CRYSTAL SPRINGS</b> |                       |                   |   |                          |                               |                         |  |
| Number of Taxpayers       | 156                   | 27                | 5   | 39                       | 7                             |                         | 10                                     |
| Gross Tax                 | 3,809,482             | 1,093,574         | 8,292                                     | 1,578,970                | 121,284                       |                         | 215,480                                |
| Gross Sales               | 60,693,629            | 20,583,913        | 132,172                                   | 22,587,481               | 1,732,635                     |                         | 3,078,294                              |
| <b>65 D'LO</b>            |                       |                   |   |                          |                               |                         |  |
| Number of Taxpayers       | 13                    |                   |   |                          |                               |                         |  |
| Gross Tax                 | 119,759               |                   |   |                          |                               |                         |  |
| Gross Sales               | 1,824,476             |                   |   |                          |                               |                         |  |
| <b>66 D'IBERVILLE</b>     |                       |                   |   |                          |                               |                         |  |
| Number of Taxpayers       | 266                   | 54                | 12  | 57                       | 9                             |                         | 9                                      |
| Gross Tax                 | 18,597,853            | 3,590,647         | 213,174                                   | 2,594,249                | 285,994                       |                         | 7,488,620                              |
| Gross Sales               | 282,663,856           | 65,372,686        | 3,079,669                                 | 37,060,666               | 4,085,626                     |                         | 106,980,191                            |
| <b>67 DECATUR</b>         |                       |                   |   |                          |                               |                         |  |
| Number of Taxpayers       | 35                    |                   |   | 10                       |                               |                         |  |
| Gross Tax                 | 469,482               |                   |   | 244,677                  |                               |                         |  |
| Gross Sales               | 6,940,083             |                   |   | 3,495,390                |                               |                         |  |
| <b>68 DEKALB</b>          |                       |                   |   |                          |                               |                         |  |
| Number of Taxpayers       | 70                    | 14                |   | 23                       |                               |                         | 5                                      |
| Gross Tax                 | 1,472,742             | 364,088           |   | 453,550                  |                               |                         | 128,563                                |
| Gross Sales               | 25,519,089            | 6,728,459         |   | 6,479,417                |                               |                         | 1,836,624                              |
| <b>69 DERMA</b>           |                       |                   |   |                          |                               |                         |  |
| Number of Taxpayers       | 25                    | 9                 |   |                          |                               |                         |  |
| Gross Tax                 | 281,265               | 185,914           |   |                          |                               |                         |  |
| Gross Sales               | 4,454,673             | 3,043,595         |   |                          |                               |                         |  |
| <b>70 DODDSVILLE</b>      |                       |                   |   |                          |                               |                         |  |
| Number of Taxpayers       | 7                     |                   |   |                          |                               |                         |  |
| Gross Tax                 | 17,495                |                   |   |                          |                               |                         |  |
| Gross Sales               | 264,543               |                   |   |                          |                               |                         |  |

*Distribution By Industry Group*

| Lumber and Building Materials | Miscellaneous Retail | Miscellaneous Services | Wholesale | Contracting | Recreation | Total Retail |  |
|-------------------------------|----------------------|------------------------|-----------|-------------|------------|--------------|--|
|                               |                      |                        |           |             |            |              | Note: Figures include audits and adjustments from prior years. |
| 45                            | 280                  | 34                     |           | 13          |            | 728          | <b>57 CORINTH</b>  |
| 2,874,001                     | 2,042,956            | 736,015                |           | 56,232      |            | 25,687,282   | Number of Taxpayers  |
| 41,163,240                    | 29,197,264           | 10,514,500             |           | 925,363     |            | 392,664,496  | Gross Tax  |
|                               |                      |                        |           |             |            |              | Gross Sales  |
|                               |                      |                        |           |             |            |              | <b>58 COURTLAND</b>  |
|                               |                      |                        |           |             |            | 6            | Number of Taxpayers  |
|                               |                      |                        |           |             |            | 75,179       | Gross Tax  |
|                               |                      |                        |           |             |            | 1,083,381    | Gross Sales  |
|                               |                      |                        |           |             |            |              | <b>59 CRAWFORD</b>   |
|                               |                      |                        |           |             |            | 12           | Number of Taxpayers  |
|                               |                      |                        |           |             |            | 36,100       | Gross Tax  |
|                               |                      |                        |           |             |            | 532,704      | Gross Sales  |
|                               |                      |                        |           |             |            |              | <b>60 CRENSHAW</b>   |
|                               |                      |                        |           |             |            | 31           | Number of Taxpayers  |
|                               |                      |                        |           |             |            | 236,364      | Gross Tax  |
|                               |                      |                        |           |             |            | 3,644,701    | Gross Sales  |
|                               |                      |                        |           |             |            |              | <b>61 CROSBY</b>   |
|                               |                      |                        |           |             |            | 6            | Number of Taxpayers  |
|                               |                      |                        |           |             |            | 61,738       | Gross Tax  |
|                               |                      |                        |           |             |            | 901,333      | Gross Sales  |
|                               |                      |                        |           |             |            |              | <b>62 CROWDER</b>  |
|                               |                      |                        |           |             |            | 7            | Number of Taxpayers  |
|                               |                      |                        |           |             |            | 78,674       | Gross Tax  |
|                               |                      |                        |           |             |            | 1,168,411    | Gross Sales  |
|                               |                      |                        |           |             |            |              | <b>63 CRUGER</b>   |
|                               |                      |                        |           |             |            | 9            | Number of Taxpayers  |
|                               |                      |                        |           |             |            | 28,771       | Gross Tax  |
|                               |                      |                        |           |             |            | 423,844      | Gross Sales  |
|                               |                      |                        |           |             |            |              | <b>64 CRYSTAL SPRINGS</b>                                      |
|                               |                      |                        |           |             |            | 156          | Number of Taxpayers  |
|                               |                      |                        |           |             |            | 3,809,482    | Gross Tax  |
|                               |                      |                        |           |             |            | 60,693,629   | Gross Sales  |
|                               |                      |                        |           |             |            |              | <b>65 D'LO</b>   |
|                               |                      |                        |           |             |            | 13           | Number of Taxpayers  |
|                               |                      |                        |           |             |            | 119,759      | Gross Tax  |
|                               |                      |                        |           |             |            | 1,824,476    | Gross Sales  |
|                               |                      |                        |           |             |            |              | <b>66 D'IBERVILLE</b>  |
|                               |                      |                        |           |             |            | 266          | Number of Taxpayers  |
|                               |                      |                        |           |             |            | 18,597,853   | Gross Tax  |
|                               |                      |                        |           |             |            | 282,663,856  | Gross Sales  |
|                               |                      |                        |           |             |            |              | <b>67 DECATUR</b>  |
|                               |                      |                        |           |             |            | 35           | Number of Taxpayers  |
|                               |                      |                        |           |             |            | 469,482      | Gross Tax  |
|                               |                      |                        |           |             |            | 6,940,083    | Gross Sales  |
|                               |                      |                        |           |             |            |              | <b>68 DEKALB</b>   |
|                               |                      |                        |           |             |            | 70           | Number of Taxpayers  |
|                               |                      |                        |           |             |            | 1,472,742    | Gross Tax  |
|                               |                      |                        |           |             |            | 25,519,089   | Gross Sales  |
|                               |                      |                        |           |             |            |              | <b>69 DERMA</b>  |
|                               |                      |                        |           |             |            | 25           | Number of Taxpayers  |
|                               |                      |                        |           |             |            | 281,265      | Gross Tax  |
|                               |                      |                        |           |             |            | 4,454,673    | Gross Sales  |
|                               |                      |                        |           |             |            |              | <b>70 DODDSVILLE</b>   |
|                               |                      |                        |           |             |            | 7            | Number of Taxpayers  |
|                               |                      |                        |           |             |            | 17,495       | Gross Tax  |
|                               |                      |                        |           |             |            | 264,543      | Gross Sales  |

*Cities of Mississippi  
Sales and Tax Industry Group - Fiscal Year 2004*

|                      | Total for City | Automotive | Machinery, Equipment, and Supplies | Food and Beverage | Furniture and Fixtures | Public Utilities | Apparel and General Merchandise |
|----------------------|----------------|------------|------------------------------------|-------------------|------------------------|------------------|---------------------------------|
| <b>71 DREW</b>       |                |            |                                    |                   |                        |                  |                                 |
| Number of Taxpayers  | 48             | 9          |                                    | 16                |                        |                  |                                 |
| Gross Tax            | 715,508        | 74,573     |                                    | 317,343           |                        |                  |                                 |
| Gross Sales          | 10,668,079     | 1,262,367  |                                    | 4,533,477         |                        |                  |                                 |
| <b>72 DUCK HILL</b>  |                |            |                                    |                   |                        |                  |                                 |
| Number of Taxpayers  | 18             |            |                                    |                   |                        |                  |                                 |
| Gross Tax            | 180,070        |            |                                    |                   |                        |                  |                                 |
| Gross Sales          | 2,914,754      |            |                                    |                   |                        |                  |                                 |
| <b>73 DUMAS</b>      |                |            |                                    |                   |                        |                  |                                 |
| Number of Taxpayers  | 7              |            |                                    |                   |                        |                  |                                 |
| Gross Tax            | 51,813         |            |                                    |                   |                        |                  |                                 |
| Gross Sales          | 833,082        |            |                                    |                   |                        |                  |                                 |
| <b>74 DUNCAN</b>     |                |            |                                    |                   |                        |                  |                                 |
| Number of Taxpayers  | 5              |            |                                    |                   |                        |                  |                                 |
| Gross Tax            | 30,280         |            |                                    |                   |                        |                  |                                 |
| Gross Sales          | 499,958        |            |                                    |                   |                        |                  |                                 |
| <b>75 DURANT</b>     |                |            |                                    |                   |                        |                  |                                 |
| Number of Taxpayers  | 81             | 16         |                                    | 20                | 5                      |                  | 9                               |
| Gross Tax            | 1,546,456      | 370,025    |                                    | 459,943           | 127,398                |                  | 235,634                         |
| Gross Sales          | 24,317,444     | 6,718,888  |                                    | 6,571,849         | 1,819,972              |                  | 3,367,338                       |
| <b>76 ECRU</b>       |                |            |                                    |                   |                        |                  |                                 |
| Number of Taxpayers  | 43             | 7          |                                    | 11                |                        |                  |                                 |
| Gross Tax            | 495,701        | 25,791     |                                    | 236,323           |                        |                  |                                 |
| Gross Sales          | 7,742,875      | 415,003    |                                    | 3,376,042         |                        |                  |                                 |
| <b>77 EDEN</b>       |                |            |                                    |                   |                        |                  |                                 |
| Number of Taxpayers  |                |            |                                    |                   |                        |                  |                                 |
| Gross Tax            | 932            |            |                                    |                   |                        |                  |                                 |
| Gross Sales          | 14,137         |            |                                    |                   |                        |                  |                                 |
| <b>78 EDWARDS</b>    |                |            |                                    |                   |                        |                  |                                 |
| Number of Taxpayers  | 25             |            |                                    | 8                 |                        |                  |                                 |
| Gross Tax            | 377,239        |            |                                    | 188,588           |                        |                  |                                 |
| Gross Sales          | 5,752,980      |            |                                    | 2,694,124         |                        |                  |                                 |
| <b>79 ELLISVILLE</b> |                |            |                                    |                   |                        |                  |                                 |
| Number of Taxpayers  | 142            | 28         | 6                                  | 40                |                        |                  | 12                              |
| Gross Tax            | 2,581,576      | 190,191    | 162,401                            | 971,483           |                        |                  | 353,957                         |
| Gross Sales          | 38,287,007     | 2,824,237  | 2,918,297                          | 13,878,994        |                        |                  | 5,056,524                       |
| <b>80 ENTERPRISE</b> |                |            |                                    |                   |                        |                  |                                 |
| Number of Taxpayers  | 22             |            |                                    | 9                 |                        |                  |                                 |
| Gross Tax            | 114,297        |            |                                    | 36,195            |                        |                  |                                 |
| Gross Sales          | 1,766,951      |            |                                    | 517,072           |                        |                  |                                 |
| <b>81 ETHEL</b>      |                |            |                                    |                   |                        |                  |                                 |
| Number of Taxpayers  | 11             |            |                                    |                   |                        |                  |                                 |
| Gross Tax            | 36,506         |            |                                    |                   |                        |                  |                                 |
| Gross Sales          | 554,034        |            |                                    |                   |                        |                  |                                 |
| <b>82 EUPORA</b>     |                |            |                                    |                   |                        |                  |                                 |
| Number of Taxpayers  | 98             | 24         | 5                                  | 21                |                        |                  | 13                              |
| Gross Tax            | 1,791,152      | 167,805    | 31,075                             | 708,069           |                        |                  | 251,924                         |
| Gross Sales          | 26,846,612     | 2,517,198  | 457,314                            | 10,166,785        |                        |                  | 3,599,795                       |
| <b>83 FALCON</b>     |                |            |                                    |                   |                        |                  |                                 |
| Number of Taxpayers  | 5              |            |                                    |                   |                        |                  |                                 |
| Gross Tax            | 15,919         |            |                                    |                   |                        |                  |                                 |
| Gross Sales          | 234,921        |            |                                    |                   |                        |                  |                                 |
| <b>84 FARMINGTON</b> |                |            |                                    |                   |                        |                  |                                 |
| Number of Taxpayers  | 20             | 9          |                                    |                   |                        |                  |                                 |
| Gross Tax            | 247,667        | 95,282     |                                    |                   |                        |                  |                                 |
| Gross Sales          | 4,128,271      | 1,625,019  |                                    |                   |                        |                  |                                 |

*Distribution By Industry Group*

| Lumber and Building Materials | Miscellaneous Retail | Miscellaneous Services | Wholesale | Contracting | Recreation | Total Retail |                      |
|-------------------------------|----------------------|------------------------|-----------|-------------|------------|--------------|----------------------|
|                               | 12                   |                        |           |             |            | 48           | <b>71 DREW</b>       |
|                               | 25,111               |                        |           |             |            | 715,508      | Number of Taxpayers  |
|                               | 385,599              |                        |           |             |            | 10,668,079   | Gross Tax            |
|                               |                      |                        |           |             |            |              | Gross Sales          |
|                               |                      |                        |           |             |            | 18           | <b>72 DUCK HILL</b>  |
|                               |                      |                        |           |             |            | 180,070      | Number of Taxpayers  |
|                               |                      |                        |           |             |            | 2,914,754    | Gross Tax            |
|                               |                      |                        |           |             |            |              | Gross Sales          |
|                               |                      |                        |           |             |            | 7            | <b>73 DUMAS</b>      |
|                               |                      |                        |           |             |            | 51,813       | Number of Taxpayers  |
|                               |                      |                        |           |             |            | 833,082      | Gross Tax            |
|                               |                      |                        |           |             |            |              | Gross Sales          |
|                               |                      |                        |           |             |            | 5            | <b>74 DUNCAN</b>     |
|                               |                      |                        |           |             |            | 30,280       | Number of Taxpayers  |
|                               |                      |                        |           |             |            | 499,958      | Gross Tax            |
|                               |                      |                        |           |             |            |              | Gross Sales          |
|                               |                      |                        |           |             |            | 81           | <b>75 DURANT</b>     |
| 5                             | 17                   |                        |           |             |            | 1,546,456    | Number of Taxpayers  |
| 74,689                        | 49,911               |                        |           |             |            | 24,317,444   | Gross Tax            |
| 1,077,580                     | 713,014              |                        |           |             |            |              | Gross Sales          |
|                               |                      |                        |           |             |            | 43           | <b>76 ECRU</b>       |
|                               | 10                   |                        |           |             |            | 495,701      | Number of Taxpayers  |
|                               | 54,082               |                        |           |             |            | 7,742,875    | Gross Tax            |
|                               | 772,601              |                        |           |             |            |              | Gross Sales          |
|                               |                      |                        |           |             |            | 932          | <b>77 EDEN</b>       |
|                               |                      |                        |           |             |            | 14,137       | Number of Taxpayers  |
|                               |                      |                        |           |             |            |              | Gross Tax            |
|                               |                      |                        |           |             |            |              | Gross Sales          |
|                               |                      |                        |           |             |            | 25           | <b>78 EDWARDS</b>    |
|                               | 9                    |                        |           |             |            | 377,239      | Number of Taxpayers  |
|                               | 21,814               |                        |           |             |            | 5,752,980    | Gross Tax            |
|                               | 312,656              |                        |           |             |            |              | Gross Sales          |
|                               |                      |                        |           |             |            | 142          | <b>79 ELLISVILLE</b> |
| 9                             | 37                   | 5                      |           |             |            | 2,581,576    | Number of Taxpayers  |
| 123,086                       | 333,534              | 151,815                |           |             |            | 38,287,007   | Gross Tax            |
| 1,758,380                     | 4,819,780            | 2,168,786              |           |             |            |              | Gross Sales          |
|                               |                      |                        |           |             |            | 22           | <b>80 ENTERPRISE</b> |
|                               | 6                    |                        |           |             |            | 114,297      | Number of Taxpayers  |
|                               | 5,756                |                        |           |             |            | 1,766,951    | Gross Tax            |
|                               | 82,976               |                        |           |             |            |              | Gross Sales          |
|                               |                      |                        |           |             |            | 11           | <b>81 ETHEL</b>      |
|                               |                      |                        |           |             |            | 36,506       | Number of Taxpayers  |
|                               |                      |                        |           |             |            | 554,034      | Gross Tax            |
|                               |                      |                        |           |             |            |              | Gross Sales          |
|                               |                      |                        |           |             |            | 98           | <b>82 EUPORA</b>     |
|                               | 21                   |                        |           |             |            | 1,791,152    | Number of Taxpayers  |
|                               | 156,546              |                        |           |             |            | 26,846,612   | Gross Tax            |
|                               | 2,246,361            |                        |           |             |            |              | Gross Sales          |
|                               |                      |                        |           |             |            | 5            | <b>83 FALCON</b>     |
|                               |                      |                        |           |             |            | 15,919       | Number of Taxpayers  |
|                               |                      |                        |           |             |            | 234,921      | Gross Tax            |
|                               |                      |                        |           |             |            |              | Gross Sales          |
|                               |                      |                        |           |             |            | 20           | <b>84 FARMINGTON</b> |
|                               |                      |                        |           |             |            | 247,667      | Number of Taxpayers  |
|                               |                      |                        |           |             |            | 4,128,271    | Gross Tax            |
|                               |                      |                        |           |             |            |              | Gross Sales          |

Note: Figures include audits and adjustments from prior years.

*Cities of Mississippi*  
*Sales and Tax Industry Group - Fiscal Year 2004*

|                        | Total for City | Automotive | Machinery, Equipment, and Supplies | Food and Beverage | Furniture and Fixtures | Public Utilities | Apparel and General Merchandise |
|------------------------|----------------|------------|------------------------------------|-------------------|------------------------|------------------|---------------------------------|
| <b>85 FAULKNER</b>     |                |            |                                    |                   |                        |                  |                                 |
| Number of Taxpayers    | 17             |            |                                    | 5                 |                        |                  |                                 |
| Gross Tax              | 266,419        |            |                                    | 33,917            |                        |                  |                                 |
| Gross Sales            | 4,146,375      |            |                                    | 484,535           |                        |                  |                                 |
| <b>86 FAYETTE</b>      |                |            |                                    |                   |                        |                  |                                 |
| Number of Taxpayers    | 65             | 5          |                                    | 34                |                        |                  |                                 |
| Gross Tax              | 835,466        | 30,799     |                                    | 504,732           |                        |                  |                                 |
| Gross Sales            | 12,180,104     | 439,988    |                                    | 7,210,452         |                        |                  |                                 |
| <b>87 FLORA</b>        |                |            |                                    |                   |                        |                  |                                 |
| Number of Taxpayers    | 99             | 11         |                                    | 24                |                        |                  | 9                               |
| Gross Tax              | 1,570,622      | 149,330    |                                    | 654,077           |                        |                  | 239,929                         |
| Gross Sales            | 25,034,372     | 3,425,433  |                                    | 9,393,755         |                        |                  | 3,428,517                       |
| <b>88 FLORENCE</b>     |                |            |                                    |                   |                        |                  |                                 |
| Number of Taxpayers    | 128            | 31         | 9                                  | 21                |                        |                  | 5                               |
| Gross Tax              | 2,606,368      | 526,550    | 146,512                            | 881,864           |                        |                  | 29,572                          |
| Gross Sales            | 39,878,987     | 8,950,867  | 2,409,064                          | 12,598,045        |                        |                  | 422,465                         |
| <b>89 FLOWOOD</b>      |                |            |                                    |                   |                        |                  |                                 |
| Number of Taxpayers    | 532            | 55         | 52                                 | 100               | 21                     | 5                | 53                              |
| Gross Tax              | 31,977,249     | 5,030,040  | 2,019,905                          | 5,260,785         | 1,102,814              | 1,445,187        | 10,194,748                      |
| Gross Sales            | 488,718,890    | 88,745,051 | 31,155,696                         | 75,720,136        | 15,754,480             | 26,501,538       | 145,622,824                     |
| <b>90 FOREST</b>       |                |            |                                    |                   |                        |                  |                                 |
| Number of Taxpayers    | 274            | 54         | 19                                 | 74                | 5                      |                  | 29                              |
| Gross Tax              | 8,356,750      | 1,685,409  | 284,422                            | 2,636,519         | 105,368                |                  | 1,688,915                       |
| Gross Sales            | 129,511,358    | 30,053,893 | 5,061,923                          | 37,673,313        | 1,505,256              |                  | 24,126,198                      |
| <b>91 FRENCH CAMP</b>  |                |            |                                    |                   |                        |                  |                                 |
| Number of Taxpayers    | 5              |            |                                    |                   |                        |                  |                                 |
| Gross Tax              | 74,492         |            |                                    |                   |                        |                  |                                 |
| Gross Sales            | 1,100,706      |            |                                    |                   |                        |                  |                                 |
| <b>92 FRIARS POINT</b> |                |            |                                    |                   |                        |                  |                                 |
| Number of Taxpayers    | 24             | 5          |                                    | 13                |                        |                  |                                 |
| Gross Tax              | 112,725        | 8,083      |                                    | 43,372            |                        |                  |                                 |
| Gross Sales            | 1,707,347      | 132,001    |                                    | 619,608           |                        |                  |                                 |
| <b>93 FULTON</b>       |                |            |                                    |                   |                        |                  |                                 |
| Number of Taxpayers    | 183            | 38         | 6                                  | 30                | 8                      |                  | 17                              |
| Gross Tax              | 6,130,431      | 858,171    | 92,009                             | 1,073,938         | 148,840                |                  | 2,622,448                       |
| Gross Sales            | 92,975,583     | 15,303,430 | 2,098,737                          | 15,341,960        | 2,126,294              |                  | 37,463,509                      |
| <b>94 GATTMAN</b>      |                |            |                                    |                   |                        |                  |                                 |
| Number of Taxpayers    |                |            |                                    |                   |                        |                  |                                 |
| Gross Tax              | 16,640         |            |                                    |                   |                        |                  |                                 |
| Gross Sales            | 239,093        |            |                                    |                   |                        |                  |                                 |
| <b>95 GAUTIER</b>      |                |            |                                    |                   |                        |                  |                                 |
| Number of Taxpayers    | 374            | 39         | 16                                 | 85                |                        |                  | 32                              |
| Gross Tax              | 10,310,492     | 542,831    | 227,033                            | 2,866,344         |                        |                  | 2,397,419                       |
| Gross Sales            | 149,728,839    | 8,903,011  | 3,276,907                          | 41,132,090        |                        |                  | 34,250,453                      |
| <b>96 GEORGETOWN</b>   |                |            |                                    |                   |                        |                  |                                 |
| Number of Taxpayers    | 14             |            |                                    | 7                 |                        |                  |                                 |
| Gross Tax              | 135,835        |            |                                    | 98,738            |                        |                  |                                 |
| Gross Sales            | 1,998,715      |            |                                    | 1,410,543         |                        |                  |                                 |
| <b>97 GLEN</b>         |                |            |                                    |                   |                        |                  |                                 |
| Number of Taxpayers    | 12             | 6          |                                    |                   |                        |                  |                                 |
| Gross Tax              | 98,850         | 55,541     |                                    |                   |                        |                  |                                 |
| Gross Sales            | 1,462,412      | 816,282    |                                    |                   |                        |                  |                                 |
| <b>98 GLENDORA</b>     |                |            |                                    |                   |                        |                  |                                 |
| Number of Taxpayers    | 8              |            |                                    | 6                 |                        |                  |                                 |
| Gross Tax              | 29,876         |            |                                    | 13,889            |                        |                  |                                 |
| Gross Sales            | 466,316        |            |                                    | 198,419           |                        |                  |                                 |

*Distribution By Industry Group*

| Lumber and Building Materials | Miscellaneous Retail | Miscellaneous Services | Wholesale | Contracting | Recreation | Total Retail |  |
|-------------------------------|----------------------|------------------------|-----------|-------------|------------|--------------|--|
|                               |                      |                        |           |             |            |              | Note: Figures include audits and adjustments from prior years. |
|                               |                      |                        |           |             |            |              | <b>85 FAULKNER</b>   |
|                               |                      |                        |           |             |            | 17           | Number of Taxpayers  |
|                               |                      |                        |           |             |            | 266,419      | Gross Tax  |
|                               |                      |                        |           |             |            | 4,146,375    | Gross Sales  |
|                               |                      |                        |           |             |            |              | <b>86 FAYETTE</b>  |
|                               | 16                   |                        |           |             |            | 65           | Number of Taxpayers  |
|                               | 73,761               |                        |           |             |            | 835,466      | Gross Tax  |
|                               | 1,058,236            |                        |           |             |            | 12,180,104   | Gross Sales  |
|                               |                      |                        |           |             |            |              | <b>87 FLORA</b>  |
| 6                             | 37                   | 5                      |           |             |            | 99           | Number of Taxpayers  |
| 56,939                        | 176,930              | 112,318                |           |             |            | 1,570,622    | Gross Tax  |
| 813,415                       | 2,952,970            | 1,604,544              |           |             |            | 25,034,372   | Gross Sales  |
|                               |                      |                        |           |             |            |              | <b>88 FLORENCE</b>   |
| 12                            | 35                   |                        |           | 7           |            | 128          | Number of Taxpayers  |
| 263,936                       | 297,180              |                        |           | 58,185      |            | 2,606,368    | Gross Tax  |
| 3,825,752                     | 4,265,650            |                        |           | 948,262     |            | 39,878,987   | Gross Sales  |
|                               |                      |                        |           |             |            |              | <b>89 FLOWOOD</b>  |
| 35                            | 137                  | 41                     |           | 28          | 5          | 532          | Number of Taxpayers  |
| 1,262,935                     | 3,577,867            | 1,276,153              |           | 536,136     | 270,674    | 31,977,249   | Gross Tax  |
| 18,234,264                    | 52,233,910           | 18,230,741             |           | 12,653,463  | 3,866,781  | 488,718,890  | Gross Sales  |
|                               |                      |                        |           |             |            |              | <b>90 FOREST</b>   |
| 14                            | 52                   | 15                     |           | 10          |            | 274          | Number of Taxpayers  |
| 265,870                       | 696,630              | 462,137                |           | 46,222      |            | 8,356,750    | Gross Tax  |
| 3,798,147                     | 10,055,105           | 6,602,055              |           | 1,289,876   |            | 129,511,358  | Gross Sales  |
|                               |                      |                        |           |             |            |              | <b>91 FRENCH CAMP</b>  |
|                               |                      |                        |           |             |            | 5            | Number of Taxpayers  |
|                               |                      |                        |           |             |            | 74,492       | Gross Tax  |
|                               |                      |                        |           |             |            | 1,100,706    | Gross Sales  |
|                               |                      |                        |           |             |            |              | <b>92 FRIARS POINT</b>   |
|                               |                      |                        |           |             |            | 24           | Number of Taxpayers  |
|                               |                      |                        |           |             |            | 112,725      | Gross Tax  |
|                               |                      |                        |           |             |            | 1,707,347    | Gross Sales  |
|                               |                      |                        |           |             |            |              | <b>93 FULTON</b>   |
| 16                            | 47                   | 9                      |           | 7           |            | 183          | Number of Taxpayers  |
| 341,110                       | 378,079              | 175,331                |           | 11,923      |            | 6,130,431    | Gross Tax  |
| 4,966,358                     | 5,403,866            | 2,504,739              |           | 181,193     |            | 92,975,583   | Gross Sales  |
|                               |                      |                        |           |             |            |              | <b>94 GATTMAN</b>  |
|                               |                      |                        |           |             |            | 16,640       | Number of Taxpayers  |
|                               |                      |                        |           |             |            | 239,093      | Gross Tax  |
|                               |                      |                        |           |             |            |              | Gross Sales  |
|                               |                      |                        |           |             |            |              | <b>95 GAUTIER</b>  |
| 20                            | 129                  | 24                     |           | 19          |            | 373          | Number of Taxpayers  |
| 1,985,630                     | 1,007,104            | 338,947                |           | 72,435      |            | 10,310,492   | Gross Tax  |
| 28,377,050                    | 14,408,034           | 4,842,101              |           | 1,505,385   |            | 149,728,839  | Gross Sales  |
|                               |                      |                        |           |             |            |              | <b>96 GEORGETOWN</b>   |
|                               |                      |                        |           |             |            | 14           | Number of Taxpayers  |
|                               |                      |                        |           |             |            | 135,835      | Gross Tax  |
|                               |                      |                        |           |             |            | 1,998,715    | Gross Sales  |
|                               |                      |                        |           |             |            |              | <b>97 GLEN</b>   |
|                               |                      |                        |           |             |            | 12           | Number of Taxpayers  |
|                               |                      |                        |           |             |            | 98,850       | Gross Tax  |
|                               |                      |                        |           |             |            | 1,462,412    | Gross Sales  |
|                               |                      |                        |           |             |            |              | <b>98 GLENDORA</b>   |
|                               |                      |                        |           |             |            | 8            | Number of Taxpayers  |
|                               |                      |                        |           |             |            | 29,876       | Gross Tax  |
|                               |                      |                        |           |             |            | 466,316      | Gross Sales  |

*Cities of Mississippi  
Sales and Tax Industry Group - Fiscal Year 2004*

|                        | <b>Total for City</b> | <b>Automotive</b> | <b>Machinery, Equipment, and Supplies</b> | <b>Food and Beverage</b> | <b>Furniture and Fixtures</b> | <b>Public Utilities</b> | <b>Apparel and General Merchandise</b> |
|------------------------|-----------------------|-------------------|---|--------------------------|-------------------------------|-------------------------|--|
| <b>99 GLOSTER</b>      |                       |                   |   |                          |                               |                         |  |
| Number of Taxpayers    | 49                    | 7                 |   | 14                       |                               |                         |  |
| Gross Tax              | 703,359               | 144,978           |   | 274,974                  |                               |                         |  |
| Gross Sales            | 10,785,902            | 2,526,940         |   | 3,928,200                |                               |                         |  |
| <b>100 GOLDEN</b>      |                       |                   |   |                          |                               |                         |  |
| Number of Taxpayers    | 17                    |                   |   |                          |                               |                         |  |
| Gross Tax              | 260,748               |                   |   |                          |                               |                         |  |
| Gross Sales            | 4,006,734             |                   |   |                          |                               |                         |  |
| <b>101 GOODMAN</b>     |                       |                   |   |                          |                               |                         |  |
| Number of Taxpayers    | 21                    |                   |   | 11                       |                               |                         |  |
| Gross Tax              | 235,356               |                   |   | 140,021                  |                               |                         |  |
| Gross Sales            | 3,444,058             |                   |   | 2,000,302                |                               |                         |  |
| <b>102 GREENVILLE</b>  |                       |                   |   |                          |                               |                         |  |
| Number of Taxpayers    | 1,053                 | 164               | 76  | 251                      | 54                            | 6                       | 103                                    |
| Gross Tax              | 36,631,241            | 6,729,444         | 838,787                                   | 6,649,814                | 753,782                       | 2,698,152               | 10,198,845                             |
| Gross Sales            | 567,759,915           | 123,940,361       | 16,979,624                                | 95,114,870               | 10,768,766                    | 48,772,988              | 145,700,681                            |
| <b>103 GREENWOOD</b>   |                       |                   |   |                          |                               |                         |  |
| Number of Taxpayers    | 683                   | 106               | 30  | 154                      | 24                            | 6                       | 49                                     |
| Gross Tax              | 20,350,551            | 3,675,470         | 1,399,177                                 | 4,876,696                | 679,164                       | 1,476,140               | 4,118,973                              |
| Gross Sales            | 321,377,075           | 66,198,098        | 32,216,200                                | 69,760,004               | 9,702,335                     | 25,043,141              | 58,831,748                             |
| <b>104 GRENADA</b>     |                       |                   |   |                          |                               |                         |  |
| Number of Taxpayers    | 551                   | 103               | 28  | 112                      | 16                            |                         | 47                                     |
| Gross Tax              | 20,532,621            | 5,312,663         | 1,051,906                                 | 4,108,742                | 306,576                       |                         | 1,340,817                              |
| Gross Sales            | 325,809,509           | 99,687,350        | 19,067,289                                | 58,746,553               | 4,379,664                     |                         | 19,189,960                             |
| <b>105 GULFPORT</b>    |                       |                   |   |                          |                               |                         |  |
| Number of Taxpayers    | 2,061                 | 326               | 131                                       | 401                      | 90                            | 9                       | 185                                    |
| Gross Tax              | 97,525,141            | 15,957,939        | 4,451,698                                 | 17,469,811               | 2,972,748                     | 5,205,342               | 20,495,026                             |
| Gross Sales            | 1,494,776,116         | 288,856,168       | 64,984,831                                | 250,704,364              | 42,483,070                    | 92,961,762              | 292,760,221                            |
| <b>106 GUNNISON</b>    |                       |                   |   |                          |                               |                         |  |
| Number of Taxpayers    | 12                    |                   |   | 9                        |                               |                         |  |
| Gross Tax              | 54,774                |                   |   | 26,839                   |                               |                         |  |
| Gross Sales            | 820,356               |                   |   | 383,416                  |                               |                         |  |
| <b>107 GUNTOWN</b>     |                       |                   |   |                          |                               |                         |  |
| Number of Taxpayers    | 48                    | 9                 |   | 12                       |                               |                         |  |
| Gross Tax              | 638,747               | 60,548            |   | 364,005                  |                               |                         |  |
| Gross Sales            | 9,480,857             | 1,010,812         |   | 5,200,076                |                               |                         |  |
| <b>108 HATLEY</b>      |                       |                   |   |                          |                               |                         |  |
| Number of Taxpayers    | 9                     |                   |   |                          |                               |                         |  |
| Gross Tax              | 32,828                |                   |   |                          |                               |                         |  |
| Gross Sales            | 489,416               |                   |   |                          |                               |                         |  |
| <b>109 HATTIESBURG</b> |                       |                   |   |                          |                               |                         |  |
| Number of Taxpayers    | 1,824                 | 268               | 104                                       | 417                      | 70                            | 10                      | 158                                    |
| Gross Tax              | 91,014,746            | 13,758,476        | 4,929,609                                 | 16,654,940               | 2,876,874                     | 4,665,544               | 25,633,151                             |
| Gross Sales            | 1,397,922,230         | 250,802,811       | 90,516,849                                | 238,879,588              | 41,098,159                    | 84,668,494              | 366,186,770                            |
| <b>110 HAZLEHURST</b>  |                       |                   |   |                          |                               |                         |  |
| Number of Taxpayers    | 164                   | 20                | 8   | 49                       | 5                             |                         | 10                                     |
| Gross Tax              | 4,451,978             | 334,568           | 32,100                                    | 1,611,880                | 137,411                       |                         | 1,307,863                              |
| Gross Sales            | 65,861,890            | 4,886,447         | 507,409                                   | 23,040,037               | 1,963,015                     |                         | 18,683,632                             |
| <b>111 HEIDELBERG</b>  |                       |                   |   |                          |                               |                         |  |
| Number of Taxpayers    | 48                    | 8                 | 5   | 14                       |                               |                         | 6                                      |
| Gross Tax              | 1,505,920             | 48,615            | 317,744                                   | 357,594                  |                               |                         | 68,301                                 |
| Gross Sales            | 23,343,870            | 763,449           | 4,794,908                                 | 5,108,492                |                               |                         | 975,729                                |
| <b>112 HERNANDO</b>    |                       |                   |   |                          |                               |                         |  |
| Number of Taxpayers    | 275                   | 35                | 21  | 45                       | 8                             |                         | 11                                     |
| Gross Tax              | 7,736,841             | 461,740           | 524,739                                   | 2,898,560                | 38,886                        |                         | 175,966                                |
| Gross Sales            | 117,356,938           | 6,820,034         | 10,376,749                                | 41,407,971               | 555,527                       |                         | 2,517,287                              |

**Distribution By Industry Group**

| <b>Lumber and Building Materials</b> | <b>Miscellaneous Retail</b> | <b>Miscellaneous Services</b> | <b>Wholesale</b> | <b>Contracting</b> | <b>Recreation</b> | <b>Total Retail</b> |  |
|--------------------------------------|-----------------------------|-------------------------------|------------------|--------------------|-------------------|---------------------|--|
|                                      |                             |                               |                  |                    |                   |                     | Note: Figures include audits and adjustments from prior years. |
|                                      | 14                          |                               |                  |                    |                   | 49                  | <b>99 GLOSTER</b>  |
|                                      | 40,754                      |                               |                  |                    |                   | 703,359             | Number of Taxpayers  |
|                                      | 585,128                     |                               |                  |                    |                   | 10,785,902          | Gross Tax  |
|                                      |                             |                               |                  |                    |                   |                     | Gross Sales  |
|                                      | 9                           |                               |                  |                    |                   | 17                  | <b>100 GOLDEN</b>  |
|                                      | 28,974                      |                               |                  |                    |                   | 260,748             | Number of Taxpayers  |
|                                      | 415,468                     |                               |                  |                    |                   | 4,006,734           | Gross Tax  |
|                                      |                             |                               |                  |                    |                   |                     | Gross Sales  |
|                                      |                             |                               |                  |                    |                   | 21                  | <b>101 GOODMAN</b>   |
|                                      |                             |                               |                  |                    |                   | 235,356             | Number of Taxpayers  |
|                                      |                             |                               |                  |                    |                   | 3,444,058           | Gross Tax  |
|                                      |                             |                               |                  |                    |                   |                     | Gross Sales  |
|                                      |                             |                               |                  |                    |                   | 1,051               | <b>102 GREENVILLE</b>  |
| 66                                   | 233                         | 64                            |                  | 30                 |                   | 36,631,241          | Number of Taxpayers  |
| 2,563,414                            | 4,020,535                   | 1,984,093                     |                  | 125,307            |                   | 567,759,915         | Gross Tax  |
| 36,923,981                           | 57,566,974                  | 28,344,684                    |                  | 2,660,365          |                   |                     | Gross Sales  |
|                                      |                             |                               |                  |                    |                   | 681                 | <b>103 GREENWOOD</b>   |
| 33                                   | 233                         | 31                            |                  | 14                 |                   | 20,350,551          | Number of Taxpayers  |
| 331,844                              | 2,567,616                   | 1,090,369                     |                  | 120,518            |                   | 321,377,075         | Gross Tax  |
| 4,891,273                            | 36,759,614                  | 15,576,689                    |                  | 2,189,688          |                   |                     | Gross Sales  |
|                                      |                             |                               |                  |                    |                   | 551                 | <b>104 GRENADA</b>   |
| 35                                   | 150                         | 31                            |                  | 23                 |                   | 20,532,621          | Number of Taxpayers  |
| 592,757                              | 5,431,736                   | 1,144,284                     |                  | 100,298            |                   | 325,809,509         | Gross Tax  |
| 8,631,831                            | 77,794,231                  | 16,346,901                    |                  | 1,904,861          |                   |                     | Gross Sales  |
|                                      |                             |                               |                  |                    |                   | 2,059               | <b>105 GULFPORT</b>  |
| 166                                  | 472                         | 151                           |                  | 116                | 12                | 97,525,141          | Number of Taxpayers  |
| 10,597,996                           | 13,175,618                  | 6,153,142                     |                  | 778,366            | 267,451           | 1,494,776,116       | Gross Tax  |
| 152,484,668                          | 198,660,918                 | 87,901,948                    |                  | 19,157,431         | 3,820,730         |                     | Gross Sales  |
|                                      |                             |                               |                  |                    |                   | 12                  | <b>106 GUNNISON</b>  |
|                                      |                             |                               |                  |                    |                   | 54,774              | Number of Taxpayers  |
|                                      |                             |                               |                  |                    |                   | 820,356             | Gross Tax  |
|                                      |                             |                               |                  |                    |                   |                     | Gross Sales  |
|                                      |                             |                               |                  |                    |                   | 48                  | <b>107 GUNTOWN</b>   |
|                                      | 17                          |                               |                  |                    |                   | 638,747             | Number of Taxpayers  |
|                                      | 17,845                      |                               |                  |                    |                   | 9,480,857           | Gross Tax  |
|                                      | 256,319                     |                               |                  |                    |                   |                     | Gross Sales  |
|                                      |                             |                               |                  |                    |                   | 9                   | <b>108 HATLEY</b>  |
|                                      |                             |                               |                  |                    |                   | 32,828              | Number of Taxpayers  |
|                                      |                             |                               |                  |                    |                   | 489,416             | Gross Tax  |
|                                      |                             |                               |                  |                    |                   |                     | Gross Sales  |
|                                      |                             |                               |                  |                    |                   | 1,821               | <b>109 HATTIESBURG</b>   |
| 100                                  | 498                         | 130                           |                  | 52                 | 14                | 91,014,738          | Number of Taxpayers  |
| 7,355,652                            | 10,165,318                  | 4,210,042                     |                  | 190,428            | 574,700           | 1,397,922,123       | Gross Tax  |
| 105,922,252                          | 146,994,837                 | 60,143,528                    |                  | 4,498,833          | 8,209,998         |                     | Gross Sales  |
|                                      |                             |                               |                  |                    |                   | 164                 | <b>110 HAZLEHURST</b>  |
| 10                                   | 46                          | 11                            |                  |                    |                   | 4,451,978           | Number of Taxpayers  |
| 162,926                              | 209,977                     | 220,297                       |                  |                    |                   | 65,861,890          | Gross Tax  |
| 2,369,184                            | 3,001,563                   | 3,147,100                     |                  |                    |                   |                     | Gross Sales  |
|                                      |                             |                               |                  |                    |                   | 48                  | <b>111 HEIDELBERG</b>  |
|                                      | 9                           | 5                             |                  |                    |                   | 1,505,920           | Number of Taxpayers  |
|                                      | 33,141                      | 439,906                       |                  |                    |                   | 23,343,870          | Gross Tax  |
|                                      | 474,440                     | 6,284,373                     |                  |                    |                   |                     | Gross Sales  |
|                                      |                             |                               |                  |                    |                   | 275                 | <b>112 HERNANDO</b>  |
| 31                                   | 81                          | 16                            |                  | 24                 |                   | 7,736,841           | Number of Taxpayers  |
| 1,509,548                            | 916,727                     | 394,044                       |                  | 187,636            |                   | 117,356,938         | Gross Tax  |
| 21,606,852                           | 13,102,403                  | 5,629,201                     |                  | 4,610,090          |                   |                     | Gross Sales  |



*Cities of Mississippi*  
*Sales and Tax Industry Group - Fiscal Year 2004*

|                          | Total for City | Automotive  | Machinery, Equipment, and Supplies | Food and Beverage | Furniture and Fixtures | Public Utilities | Apparel and General Merchandise |
|--------------------------|----------------|-------------|------------------------------------|-------------------|------------------------|------------------|---------------------------------|
| <b>113 HICKORY</b>       |                |             |                                    |                   |                        |                  |                                 |
| Number of Taxpayers      | 19             |             |                                    | 5                 |                        |                  |                                 |
| Gross Tax                | 269,810        |             |                                    | 38,029            |                        |                  |                                 |
| Gross Sales              | 4,021,395      |             |                                    | 543,284           |                        |                  |                                 |
| <b>114 HICKORY FLAT</b>  |                |             |                                    |                   |                        |                  |                                 |
| Number of Taxpayers      | 20             |             |                                    |                   |                        |                  |                                 |
| Gross Tax                | 265,385        |             |                                    |                   |                        |                  |                                 |
| Gross Sales              | 4,539,844      |             |                                    |                   |                        |                  |                                 |
| <b>115 HOLLANDALE</b>    |                |             |                                    |                   |                        |                  |                                 |
| Number of Taxpayers      | 50             | 7           |                                    | 19                |                        |                  | 5                               |
| Gross Tax                | 938,749        | 13,172      |                                    | 401,587           |                        |                  | 116,599                         |
| Gross Sales              | 14,066,942     | 211,477     |                                    | 5,736,960         |                        |                  | 1,666,247                       |
| <b>116 HOLLY SPRINGS</b> |                |             |                                    |                   |                        |                  |                                 |
| Number of Taxpayers      | 275            | 37          | 13                                 | 70                | 5                      |                  | 29                              |
| Gross Tax                | 5,544,291      | 362,727     | 142,155                            | 1,859,346         | 79,666                 |                  | 1,072,053                       |
| Gross Sales              | 81,974,074     | 5,637,184   | 2,470,132                          | 26,562,072        | 1,138,090              |                  | 15,315,182                      |
| <b>117 HORN LAKE</b>     |                |             |                                    |                   |                        |                  |                                 |
| Number of Taxpayers      | 352            | 48          | 21                                 | 84                | 10                     |                  | 28                              |
| Gross Tax                | 20,253,087     | 1,766,995   | 249,952                            | 5,463,841         | 97,535                 |                  | 4,162,597                       |
| Gross Sales              | 295,249,192    | 25,835,680  | 3,781,607                          | 78,058,158        | 1,393,368              |                  | 59,335,569                      |
| <b>118 HOULKA</b>        |                |             |                                    |                   |                        |                  |                                 |
| Number of Taxpayers      | 22             | 7           |                                    |                   |                        |                  |                                 |
| Gross Tax                | 431,631        | 80,558      |                                    |                   |                        |                  |                                 |
| Gross Sales              | 6,456,119      | 1,310,570   |                                    |                   |                        |                  |                                 |
| <b>119 HOUSTON</b>       |                |             |                                    |                   |                        |                  |                                 |
| Number of Taxpayers      | 195            | 43          | 13                                 | 35                | 9                      |                  | 21                              |
| Gross Tax                | 4,936,928      | 998,731     | 65,003                             | 1,590,913         | 79,925                 |                  | 1,106,817                       |
| Gross Sales              | 76,409,722     | 18,244,705  | 1,146,459                          | 22,755,340        | 1,141,788              |                  | 15,787,543                      |
| <b>120 INDIANOLA</b>     |                |             |                                    |                   |                        |                  |                                 |
| Number of Taxpayers      | 282            | 58          | 10                                 | 62                | 9                      |                  | 22                              |
| Gross Tax                | 7,226,535      | 1,067,549   | 394,480                            | 2,041,152         | 121,998                |                  | 1,549,803                       |
| Gross Sales              | 113,518,335    | 18,179,653  | 9,886,409                          | 29,161,682        | 1,742,831              |                  | 22,135,856                      |
| <b>121 INVERNESS</b>     |                |             |                                    |                   |                        |                  |                                 |
| Number of Taxpayers      | 38             | 10          |                                    | 11                |                        |                  |                                 |
| Gross Tax                | 326,810        | 52,746      |                                    | 73,328            |                        |                  |                                 |
| Gross Sales              | 5,141,122      | 858,284     |                                    | 1,047,548         |                        |                  |                                 |
| <b>122 ISOLA</b>         |                |             |                                    |                   |                        |                  |                                 |
| Number of Taxpayers      | 16             |             |                                    | 10                |                        |                  |                                 |
| Gross Tax                | 186,893        |             |                                    | 55,946            |                        |                  |                                 |
| Gross Sales              | 2,839,071      |             |                                    | 799,236           |                        |                  |                                 |
| <b>123 ITTA BENA</b>     |                |             |                                    |                   |                        |                  |                                 |
| Number of Taxpayers      | 52             | 12          |                                    | 15                |                        |                  |                                 |
| Gross Tax                | 855,066        | 221,704     |                                    | 238,543           |                        |                  |                                 |
| Gross Sales              | 12,476,988     | 3,290,318   |                                    | 3,407,757         |                        |                  |                                 |
| <b>124 IUKA</b>          |                |             |                                    |                   |                        |                  |                                 |
| Number of Taxpayers      | 148            | 21          | 9                                  | 29                | 9                      |                  | 13                              |
| Gross Tax                | 3,925,037      | 636,771     | 185,276                            | 948,780           | 139,499                |                  | 1,040,901                       |
| Gross Sales              | 60,477,736     | 11,736,911  | 3,345,424                          | 13,553,997        | 1,992,851              |                  | 14,870,008                      |
| <b>125 JACKSON</b>       |                |             |                                    |                   |                        |                  |                                 |
| Number of Taxpayers      | 4,775          | 696         | 295                                | 995               | 151                    | 120              | 378                             |
| Gross Tax                | 201,624,034    | 40,232,240  | 8,462,292                          | 41,297,649        | 7,829,202              | 18,934,752       | 29,250,422                      |
| Gross Sales              | 3,133,946,730  | 742,851,004 | 133,359,400                        | 596,735,199       | 111,845,636            | 322,642,884      | 417,894,408                     |
| <b>126 JONESTOWN</b>     |                |             |                                    |                   |                        |                  |                                 |
| Number of Taxpayers      | 25             | 6           |                                    | 15                |                        |                  |                                 |
| Gross Tax                | 142,038        | 9,181       |                                    | 68,165            |                        |                  |                                 |
| Gross Sales              | 2,315,892      | 147,391     |                                    | 973,789           |                        |                  |                                 |

*Distribution By Industry Group*

| Lumber and Building Materials | Miscellaneous Retail | Miscellaneous Services | Wholesale | Contracting | Recreation | Total Retail  |  |
|-------------------------------|----------------------|------------------------|-----------|-------------|------------|---------------|--|
|                               |                      |                        |           |             |            |               | Note: Figures include audits and adjustments from prior years. |
|                               | 5                    |                        |           |             |            | 19            | <b>113 HICKORY</b>   |
|                               | 27,870               |                        |           |             |            | 269,810       | Number of Taxpayers  |
|                               | 398,397              |                        |           |             |            | 4,021,395     | Gross Tax  |
|                               |                      |                        |           |             |            |               | Gross Sales  |
|                               | 5                    |                        |           |             |            | 20            | <b>114 HICKORY FLAT</b>  |
|                               | 28,623               |                        |           |             |            | 265,385       | Number of Taxpayers  |
|                               | 408,902              |                        |           |             |            | 4,539,844     | Gross Tax  |
|                               |                      |                        |           |             |            |               | Gross Sales  |
|                               | 10                   |                        |           |             |            | 50            | <b>115 HOLLANDALE</b>  |
|                               | 99,425               |                        |           |             |            | 938,749       | Number of Taxpayers  |
|                               | 1,420,356            |                        |           |             |            | 14,066,942    | Gross Tax  |
|                               |                      |                        |           |             |            |               | Gross Sales  |
| 18                            | 64                   | 18                     |           | 14          | 5          | 274           | <b>116 HOLLY SPRINGS</b>                                       |
| 846,102                       | 244,526              | 394,201                |           | 41,115      | 750        | 5,544,291     | Number of Taxpayers  |
| 12,100,289                    | 3,493,665            | 5,631,534              |           | 938,367     | 10,714     | 81,974,074    | Gross Tax  |
|                               |                      |                        |           |             |            |               | Gross Sales  |
| 32                            | 82                   | 26                     |           | 18          |            | 352           | <b>117 HORN LAKE</b>   |
| 4,306,058                     | 1,841,184            | 1,120,534              |           | 208,700     |            | 20,253,087    | Number of Taxpayers  |
| 61,515,135                    | 26,406,288           | 16,007,618             |           | 5,535,604   |            | 295,249,192   | Gross Tax  |
|                               |                      |                        |           |             |            |               | Gross Sales  |
|                               |                      |                        |           |             |            | 22            | <b>118 HOULKA</b>  |
|                               |                      |                        |           |             |            | 431,631       | Number of Taxpayers  |
|                               |                      |                        |           |             |            | 6,456,119     | Gross Tax  |
|                               |                      |                        |           |             |            |               | Gross Sales  |
| 13                            | 46                   | 8                      |           |             |            | 195           | <b>119 HOUSTON</b>   |
| 393,073                       | 209,462              | 131,094                |           |             |            | 4,936,928     | Number of Taxpayers  |
| 5,762,106                     | 3,045,454            | 1,872,771              |           |             |            | 76,409,722    | Gross Tax  |
|                               |                      |                        |           |             |            |               | Gross Sales  |
| 21                            | 70                   | 20                     |           |             |            | 281           | <b>120 INDIANOLA</b>   |
| 281,677                       | 532,856              | 452,465                |           |             |            | 7,226,535     | Number of Taxpayers  |
| 4,064,262                     | 7,644,586            | 6,463,785              |           |             |            | 113,518,335   | Gross Tax  |
|                               |                      |                        |           |             |            |               | Gross Sales  |
|                               | 8                    |                        |           |             |            | 38            | <b>121 INVERNESS</b>   |
|                               | 51,401               |                        |           |             |            | 326,810       | Number of Taxpayers  |
|                               | 740,331              |                        |           |             |            | 5,141,122     | Gross Tax  |
|                               |                      |                        |           |             |            |               | Gross Sales  |
|                               |                      |                        |           |             |            | 16            | <b>122 ISOLA</b>   |
|                               |                      |                        |           |             |            | 186,893       | Number of Taxpayers  |
|                               |                      |                        |           |             |            | 2,839,071     | Gross Tax  |
|                               |                      |                        |           |             |            |               | Gross Sales  |
|                               | 13                   |                        |           |             |            | 52            | <b>123 ITTA BENA</b>   |
|                               | 156,704              |                        |           |             |            | 855,066       | Number of Taxpayers  |
|                               | 2,238,634            |                        |           |             |            | 12,476,988    | Gross Tax  |
|                               |                      |                        |           |             |            |               | Gross Sales  |
| 11                            | 41                   | 5                      |           |             |            | 148           | <b>124 IUKA</b>  |
| 285,280                       | 287,259              | 120,733                |           |             |            | 3,925,037     | Number of Taxpayers  |
| 4,116,446                     | 4,129,394            | 1,724,769              |           |             |            | 60,477,736    | Gross Tax  |
|                               |                      |                        |           |             |            |               | Gross Sales  |
| 242                           | 1,382                | 300                    |           | 179         | 33         | 4,771         | <b>125 JACKSON</b>   |
| 17,071,150                    | 26,269,787           | 11,216,435             |           | 820,252     | 238,334    | 201,622,519   | Number of Taxpayers  |
| 247,377,521                   | 378,280,084          | 160,236,370            |           | 19,297,115  | 3,405,462  | 3,133,925,087 | Gross Tax  |
|                               |                      |                        |           |             |            |               | Gross Sales  |
|                               |                      |                        |           |             |            | 25            | <b>126 JONESTOWN</b>   |
|                               |                      |                        |           |             |            | 142,038       | Number of Taxpayers  |
|                               |                      |                        |           |             |            | 2,315,892     | Gross Tax  |
|                               |                      |                        |           |             |            |               | Gross Sales  |

*Cities of Mississippi  
Sales and Tax Industry Group - Fiscal Year 2004*

|                        | <b>Total for City</b> | <b>Automotive</b> | <b>Machinery, Equipment, and Supplies</b> | <b>Food and Beverage</b> | <b>Furniture and Fixtures</b> | <b>Public Utilities</b> | <b>Apparel and General Merchandise</b> |
|------------------------|-----------------------|-------------------|---|--------------------------|-------------------------------|-------------------------|--|
| <b>127 JUMPERTOWN</b>  |                       |                   |   |                          |                               |                         |  |
| Number of Taxpayers    | 5                     |                   |   |                          |                               |                         |  |
| Gross Tax              | 30,608                |                   |   |                          |                               |                         |  |
| Gross Sales            | 511,493               |                   |   |                          |                               |                         |  |
| <b>128 KILMICHAEL</b>  |                       |                   |   |                          |                               |                         |  |
| Number of Taxpayers    | 25                    |                   |   | 10                       |                               |                         |  |
| Gross Tax              | 275,231               |                   |   | 145,047                  |                               |                         |  |
| Gross Sales            | 4,027,338             |                   |   | 2,072,109                |                               |                         |  |
| <b>129 KOSCIUSKO</b>   |                       |                   |   |                          |                               |                         |  |
| Number of Taxpayers    | 298                   | 54                | 11  | 57                       | 14                            |                         | 18                                     |
| Gross Tax              | 9,521,975             | 1,428,289         | 100,390                                   | 1,941,866                | 173,771                       |                         | 3,480,129                              |
| Gross Sales            | 141,761,381           | 24,429,892        | 1,587,099                                 | 27,951,816               | 2,482,453                     |                         | 49,718,170                             |
| <b>130 KOSSUTH</b>     |                       |                   |   |                          |                               |                         |  |
| Number of Taxpayers    | 11                    |                   |   |                          |                               |                         |  |
| Gross Tax              | 66,370                |                   |   |                          |                               |                         |  |
| Gross Sales            | 992,578               |                   |   |                          |                               |                         |  |
| <b>131 LAKE</b>        |                       |                   |   |                          |                               |                         |  |
| Number of Taxpayers    | 14                    |                   |   |                          |                               |                         |  |
| Gross Tax              | 258,807               |                   |   |                          |                               |                         |  |
| Gross Sales            | 3,738,026             |                   |   |                          |                               |                         |  |
| <b>132 LAKE CENTER</b> |                       |                   |   |                          |                               |                         |  |
| Number of Taxpayers    |                       |                   |   |                          |                               |                         |  |
| Gross Tax              |                       |                   |   |                          |                               |                         |  |
| Gross Sales            |                       |                   |   |                          |                               |                         |  |
| <b>133 LAMBERT</b>     |                       |                   |   |                          |                               |                         |  |
| Number of Taxpayers    | 30                    |                   |   | 9                        |                               |                         |  |
| Gross Tax              | 224,100               |                   |   | 99,999                   |                               |                         |  |
| Gross Sales            | 3,313,757             |                   |   | 1,428,563                |                               |                         |  |
| <b>134 LAUREL</b>      |                       |                   |   |                          |                               |                         |  |
| Number of Taxpayers    | 791                   | 106               | 76  | 196                      | 29                            |                         | 65                                     |
| Gross Tax              | 38,335,167            | 6,809,627         | 3,868,201                                 | 7,528,811                | 905,782                       |                         | 9,983,028                              |
| Gross Sales            | 586,115,589           | 117,385,001       | 61,907,807                                | 107,804,504              | 12,939,826                    |                         | 142,503,373                            |
| <b>135 LEAKESVILLE</b> |                       |                   |   |                          |                               |                         |  |
| Number of Taxpayers    | 65                    | 12                | 5   | 15                       |                               |                         | 6                                      |
| Gross Tax              | 1,132,182             | 264,041           | 12,899                                    | 422,306                  |                               |                         | 75,447                                 |
| Gross Sales            | 17,250,229            | 4,536,858         | 184,273                                   | 6,032,947                |                               |                         | 1,078,171                              |
| <b>136 LEARNED</b>     |                       |                   |   |                          |                               |                         |  |
| Number of Taxpayers    |                       |                   |   |                          |                               |                         |  |
| Gross Tax              | 24,886                |                   |   |                          |                               |                         |  |
| Gross Sales            | 361,891               |                   |   |                          |                               |                         |  |
| <b>137 LELAND</b>      |                       |                   |   |                          |                               |                         |  |
| Number of Taxpayers    | 122                   | 13                |   | 54                       | 8                             |                         | 7                                      |
| Gross Tax              | 1,663,594             | 248,674           |   | 581,159                  | 29,880                        |                         | 141,192                                |
| Gross Sales            | 24,559,226            | 3,570,917         |   | 8,302,270                | 426,859                       |                         | 2,017,344                              |
| <b>138 LENA</b>        |                       |                   |   |                          |                               |                         |  |
| Number of Taxpayers    | 8                     |                   |   |                          |                               |                         |  |
| Gross Tax              | 69,455                |                   |   |                          |                               |                         |  |
| Gross Sales            | 1,012,519             |                   |   |                          |                               |                         |  |
| <b>139 LEXINGTON</b>   |                       |                   |   |                          |                               |                         |  |
| Number of Taxpayers    | 108                   | 12                |   | 36                       |                               |                         | 17                                     |
| Gross Tax              | 2,246,954             | 125,034           |   | 847,334                  |                               |                         | 370,497                                |
| Gross Sales            | 33,626,190            | 1,786,212         |   | 12,104,762               |                               |                         | 5,293,737                              |
| <b>140 LIBERTY</b>     |                       |                   |   |                          |                               |                         |  |
| Number of Taxpayers    | 55                    | 7                 |   | 15                       |                               |                         |  |
| Gross Tax              | 1,257,445             | 81,746            |   | 389,948                  |                               |                         |  |
| Gross Sales            | 19,777,810            | 1,231,172         |   | 5,570,681                |                               |                         |  |

*Distribution By Industry Group*

| <b>Lumber and Building Materials</b> | <b>Miscellaneous Retail</b> | <b>Miscellaneous Services</b> | <b>Wholesale</b> | <b>Contracting</b> | <b>Recreation</b> | <b>Total Retail</b> |  |
|--------------------------------------|-----------------------------|-------------------------------|------------------|--------------------|-------------------|---------------------|--|
|                                      |                             |                               |                  |                    |                   |                     | Note: Figures include audits and adjustments from prior years. |
|                                      |                             |                               |                  |                    |                   |                     | <b>127 JUMPERTOWN</b>  |
|                                      |                             |                               |                  |                    |                   | 5                   | Number of Taxpayers  |
|                                      |                             |                               |                  |                    |                   | 30,608              | Gross Tax  |
|                                      |                             |                               |                  |                    |                   | 511,493             | Gross Sales  |
|                                      |                             |                               |                  |                    |                   |                     | <b>128 KILMICHAEL</b>  |
|                                      | 5                           |                               |                  |                    |                   | 25                  | Number of Taxpayers  |
|                                      | 19,552                      |                               |                  |                    |                   | 275,231             | Gross Tax  |
|                                      | 279,320                     |                               |                  |                    |                   | 4,027,338           | Gross Sales  |
|                                      |                             |                               |                  |                    |                   |                     | <b>129 KOSCIUSKO</b>   |
|                                      |                             |                               |                  |                    |                   | 297                 | Number of Taxpayers  |
| 12                                   | 101                         | 18                            |                  | 11                 |                   | 9,521,975           | Gross Tax  |
| 420,590                              | 982,617                     | 344,657                       |                  | 51,369             |                   | 141,761,381         | Gross Sales  |
| 6,024,580                            | 14,298,638                  | 4,923,673                     |                  | 1,008,207          |                   |                     |  |
|                                      |                             |                               |                  |                    |                   |                     | <b>130 KOSSUTH</b>   |
|                                      | 5                           |                               |                  |                    |                   | 11                  | Number of Taxpayers  |
|                                      | 52,762                      |                               |                  |                    |                   | 66,370              | Gross Tax  |
|                                      | 753,746                     |                               |                  |                    |                   | 992,578             | Gross Sales  |
|                                      |                             |                               |                  |                    |                   |                     | <b>131 LAKE</b>  |
|                                      |                             |                               |                  |                    |                   | 14                  | Number of Taxpayers  |
|                                      |                             |                               |                  |                    |                   | 258,807             | Gross Tax  |
|                                      |                             |                               |                  |                    |                   | 3,738,026           | Gross Sales  |
|                                      |                             |                               |                  |                    |                   |                     | <b>132 LAKE CENTER</b>   |
|                                      |                             |                               |                  |                    |                   |                     | Number of Taxpayers  |
|                                      |                             |                               |                  |                    |                   |                     | Gross Tax  |
|                                      |                             |                               |                  |                    |                   |                     | Gross Sales  |
|                                      |                             |                               |                  |                    |                   |                     | <b>133 LAMBERT</b>   |
|                                      | 5                           |                               |                  |                    |                   | 30                  | Number of Taxpayers  |
|                                      | 1,350                       |                               |                  |                    |                   | 224,100             | Gross Tax  |
|                                      | 19,295                      |                               |                  |                    |                   | 3,313,757           | Gross Sales  |
|                                      |                             |                               |                  |                    |                   |                     | <b>134 LAUREL</b>  |
|                                      |                             |                               |                  |                    |                   | 788                 | Number of Taxpayers  |
| 44                                   | 180                         | 67                            |                  | 18                 |                   | 38,335,167          | Gross Tax  |
| 1,769,309                            | 2,461,823                   | 2,570,884                     |                  | 74,709             |                   | 586,115,589         | Gross Sales  |
| 25,720,141                           | 36,024,189                  | 36,726,887                    |                  | 1,900,481          |                   |                     |  |
|                                      |                             |                               |                  |                    |                   |                     | <b>135 LEAKESVILLE</b>   |
|                                      |                             |                               |                  |                    |                   | 65                  | Number of Taxpayers  |
| 5                                    | 14                          |                               |                  |                    |                   | 1,132,182           | Gross Tax  |
| 19,214                               | 80,254                      |                               |                  |                    |                   | 17,250,229          | Gross Sales  |
| 274,497                              | 1,147,243                   |                               |                  |                    |                   |                     |  |
|                                      |                             |                               |                  |                    |                   |                     | <b>136 LEARNED</b>   |
|                                      |                             |                               |                  |                    |                   |                     | Number of Taxpayers  |
|                                      |                             |                               |                  |                    |                   | 24,886              | Gross Tax  |
|                                      |                             |                               |                  |                    |                   | 361,891             | Gross Sales  |
|                                      |                             |                               |                  |                    |                   |                     | <b>137 LELAND</b>  |
|                                      |                             |                               |                  |                    |                   | 122                 | Number of Taxpayers  |
|                                      | 24                          | 5                             |                  |                    |                   | 1,663,594           | Gross Tax  |
|                                      | 142,822                     | 179,969                       |                  |                    |                   | 24,559,226          | Gross Sales  |
|                                      | 2,088,278                   | 2,570,983                     |                  |                    |                   |                     |  |
|                                      |                             |                               |                  |                    |                   |                     | <b>138 LENA</b>  |
|                                      |                             |                               |                  |                    |                   | 8                   | Number of Taxpayers  |
|                                      |                             |                               |                  |                    |                   | 69,455              | Gross Tax  |
|                                      |                             |                               |                  |                    |                   | 1,012,519           | Gross Sales  |
|                                      |                             |                               |                  |                    |                   |                     | <b>139 LEXINGTON</b>   |
|                                      |                             |                               |                  |                    |                   | 108                 | Number of Taxpayers  |
| 5                                    | 27                          |                               |                  |                    |                   | 2,246,954           | Gross Tax  |
| 130,650                              | 308,751                     |                               |                  |                    |                   | 33,626,190          | Gross Sales  |
| 1,866,598                            | 4,415,018                   |                               |                  |                    |                   |                     |  |
|                                      |                             |                               |                  |                    |                   |                     | <b>140 LIBERTY</b>   |
|                                      |                             |                               |                  |                    |                   | 55                  | Number of Taxpayers  |
|                                      | 20                          |                               |                  |                    |                   | 1,257,445           | Gross Tax  |
|                                      | 143,675                     |                               |                  |                    |                   | 19,777,810          | Gross Sales  |
|                                      | 2,065,011                   |                               |                  |                    |                   |                     |  |

*Cities of Mississippi*  
*Sales and Tax Industry Group - Fiscal Year 2004*

|                       | Total for City | Automotive | Machinery, Equipment, and Supplies | Food and Beverage | Furniture and Fixtures | Public Utilities | Apparel and General Merchandise |
|-----------------------|----------------|------------|------------------------------------|-------------------|------------------------|------------------|---------------------------------|
| <b>141 LONG BEACH</b> |                |            |                                    |                   |                        |                  |                                 |
| Number of Taxpayers   | 375            | 70         | 21                                 | 59                | 14                     |                  | 36                              |
| Gross Tax             | 8,429,863      | 1,022,883  | 149,984                            | 3,126,568         | 98,689                 |                  | 1,022,199                       |
| Gross Sales           | 126,183,354    | 16,826,980 | 2,260,307                          | 44,679,496        | 1,435,524              |                  | 14,579,116                      |
| <b>142 LOUIN</b>      |                |            |                                    |                   |                        |                  |                                 |
| Number of Taxpayers   | 7              |            |                                    |                   |                        |                  |                                 |
| Gross Tax             | 102,621        |            |                                    |                   |                        |                  |                                 |
| Gross Sales           | 1,491,989      |            |                                    |                   |                        |                  |                                 |
| <b>143 LOUISE</b>     |                |            |                                    |                   |                        |                  |                                 |
| Number of Taxpayers   | 17             |            |                                    | 6                 |                        |                  |                                 |
| Gross Tax             | 98,179         |            |                                    | 57,747            |                        |                  |                                 |
| Gross Sales           | 1,443,784      |            |                                    | 824,969           |                        |                  |                                 |
| <b>144 LOUISVILLE</b> |                |            |                                    |                   |                        |                  |                                 |
| Number of Taxpayers   | 256            | 49         | 22                                 | 48                | 10                     |                  | 21                              |
| Gross Tax             | 7,405,673      | 1,597,041  | 219,724                            | 2,233,947         | 70,213                 |                  | 1,507,160                       |
| Gross Sales           | 116,804,877    | 28,542,585 | 4,420,842                          | 31,913,505        | 1,003,047              |                  | 21,534,957                      |
| <b>145 LUCEDALE</b>   |                |            |                                    |                   |                        |                  |                                 |
| Number of Taxpayers   | 195            | 31         | 13                                 | 35                | 10                     |                  | 26                              |
| Gross Tax             | 7,720,351      | 1,199,635  | 198,646                            | 1,403,454         | 136,496                |                  | 3,538,294                       |
| Gross Sales           | 117,939,194    | 21,527,007 | 5,150,864                          | 20,070,508        | 1,949,948              |                  | 50,458,119                      |
| <b>146 LULA</b>       |                |            |                                    |                   |                        |                  |                                 |
| Number of Taxpayers   | 9              |            |                                    |                   |                        |                  |                                 |
| Gross Tax             | 50,609         |            |                                    |                   |                        |                  |                                 |
| Gross Sales           | 765,721        |            |                                    |                   |                        |                  |                                 |
| <b>147 LUMBERTON</b>  |                |            |                                    |                   |                        |                  |                                 |
| Number of Taxpayers   | 60             | 13         |                                    | 14                |                        |                  | 5                               |
| Gross Tax             | 1,000,791      | 69,940     |                                    | 402,973           |                        |                  | 111,361                         |
| Gross Sales           | 15,190,431     | 1,160,673  |                                    | 5,756,762         |                        |                  | 1,590,872                       |
| <b>148 LYON</b>       |                |            |                                    |                   |                        |                  |                                 |
| Number of Taxpayers   | 9              |            |                                    |                   |                        |                  |                                 |
| Gross Tax             | 193,350        |            |                                    |                   |                        |                  |                                 |
| Gross Sales           | 2,798,305      |            |                                    |                   |                        |                  |                                 |
| <b>149 MABEN</b>      |                |            |                                    |                   |                        |                  |                                 |
| Number of Taxpayers   | 32             | 9          |                                    | 9                 |                        |                  |                                 |
| Gross Tax             | 337,112        | 59,763     |                                    | 145,563           |                        |                  |                                 |
| Gross Sales           | 5,060,352      | 861,302    |                                    | 2,079,479         |                        |                  |                                 |
| <b>150 MACON</b>      |                |            |                                    |                   |                        |                  |                                 |
| Number of Taxpayers   | 86             | 17         |                                    | 21                |                        |                  | 14                              |
| Gross Tax             | 1,748,685      | 174,238    |                                    | 846,902           |                        |                  | 225,017                         |
| Gross Sales           | 26,187,289     | 2,641,389  |                                    | 12,098,643        |                        |                  | 3,217,251                       |
| <b>151 MADISON</b>    |                |            |                                    |                   |                        |                  |                                 |
| Number of Taxpayers   | 346            | 17         | 28                                 | 46                | 11                     |                  | 21                              |
| Gross Tax             | 14,027,927     | 226,167    | 335,751                            | 3,778,136         | 33,403                 |                  | 4,911,283                       |
| Gross Sales           | 204,349,298    | 3,300,770  | 4,798,950                          | 54,044,274        | 477,287                |                  | 70,163,532                      |
| <b>152 MAGEE</b>      |                |            |                                    |                   |                        |                  |                                 |
| Number of Taxpayers   | 223            | 38         | 9                                  | 53                | 11                     |                  | 23                              |
| Gross Tax             | 9,235,764      | 1,056,498  | 149,599                            | 1,935,569         | 193,068                |                  | 4,503,933                       |
| Gross Sales           | 139,987,899    | 18,458,118 | 4,231,455                          | 27,810,338        | 2,758,123              |                  | 64,341,844                      |
| <b>153 MAGNOLIA</b>   |                |            |                                    |                   |                        |                  |                                 |
| Number of Taxpayers   | 74             | 10         |                                    | 18                |                        |                  | 10                              |
| Gross Tax             | 1,438,318      | 41,900     |                                    | 268,087           |                        |                  | 435,885                         |
| Gross Sales           | 23,920,963     | 728,321    |                                    | 3,836,176         |                        |                  | 6,226,922                       |
| <b>154 MANTACHIE</b>  |                |            |                                    |                   |                        |                  |                                 |
| Number of Taxpayers   | 42             | 11         |                                    | 9                 |                        |                  |                                 |
| Gross Tax             | 1,581,410      | 65,298     |                                    | 216,342           |                        |                  |                                 |
| Gross Sales           | 22,968,595     | 985,095    |                                    | 3,090,600         |                        |                  |                                 |

*Distribution By Industry Group*

| <b>Lumber and Building Materials</b> | <b>Miscellaneous Retail</b> | <b>Miscellaneous Services</b> | <b>Wholesale</b> | <b>Contracting</b> | <b>Recreation</b> | <b>Total Retail</b> |  |
|--------------------------------------|-----------------------------|-------------------------------|------------------|--------------------|-------------------|---------------------|--|
|                                      |                             |                               |                  |                    |                   |                     | Note: Figures include audits and adjustments from prior years. |
|                                      |                             |                               |                  |                    |                   |                     | <b>141 LONG BEACH</b>  |
| 34                                   | 81                          | 29                            |                  | 30                 |                   | 375                 | Number of Taxpayers  |
| 498,360                              | 591,890                     | 909,256                       |                  | 155,616            |                   | 8,429,863           | Gross Tax  |
| 7,120,135                            | 8,459,634                   | 12,989,363                    |                  | 3,908,320          |                   | 126,183,354         | Gross Sales  |
|                                      |                             |                               |                  |                    |                   |                     | <b>142 LOUIN</b>   |
|                                      |                             |                               |                  |                    |                   | 7                   | Number of Taxpayers  |
|                                      |                             |                               |                  |                    |                   | 102,621             | Gross Tax  |
|                                      |                             |                               |                  |                    |                   | 1,491,989           | Gross Sales  |
|                                      |                             |                               |                  |                    |                   |                     | <b>143 LOUISE</b>  |
|                                      |                             |                               |                  |                    |                   | 17                  | Number of Taxpayers  |
|                                      |                             |                               |                  |                    |                   | 98,179              | Gross Tax  |
|                                      |                             |                               |                  |                    |                   | 1,443,784           | Gross Sales  |
|                                      |                             |                               |                  |                    |                   |                     | <b>144 LOUISVILLE</b>  |
| 14                                   | 61                          | 13                            |                  | 15                 |                   | 256                 | Number of Taxpayers  |
| 553,824                              | 343,181                     | 200,554                       |                  | 57,658             |                   | 7,405,673           | Gross Tax  |
| 7,919,616                            | 4,942,576                   | 2,865,058                     |                  | 1,558,722          |                   | 116,804,877         | Gross Sales  |
|                                      |                             |                               |                  |                    |                   |                     | <b>145 LUCEDALE</b>  |
| 6                                    | 65                          | 5                             |                  |                    |                   | 195                 | Number of Taxpayers  |
| 179,090                              | 476,116                     | 202,333                       |                  |                    |                   | 7,720,351           | Gross Tax  |
| 2,558,437                            | 6,849,274                   | 2,890,473                     |                  |                    |                   | 117,939,194         | Gross Sales  |
|                                      |                             |                               |                  |                    |                   |                     | <b>146 LULA</b>  |
|                                      |                             |                               |                  |                    |                   | 9                   | Number of Taxpayers  |
|                                      |                             |                               |                  |                    |                   | 50,609              | Gross Tax  |
|                                      |                             |                               |                  |                    |                   | 765,721             | Gross Sales  |
|                                      |                             |                               |                  |                    |                   |                     | <b>147 LUMBERTON</b>   |
|                                      | 19                          |                               |                  |                    |                   | 60                  | Number of Taxpayers  |
|                                      | 130,421                     |                               |                  |                    |                   | 1,000,791           | Gross Tax  |
|                                      | 1,864,458                   |                               |                  |                    |                   | 15,190,431          | Gross Sales  |
|                                      |                             |                               |                  |                    |                   |                     | <b>148 LYON</b>  |
|                                      |                             |                               |                  |                    |                   | 9                   | Number of Taxpayers  |
|                                      |                             |                               |                  |                    |                   | 193,350             | Gross Tax  |
|                                      |                             |                               |                  |                    |                   | 2,798,305           | Gross Sales  |
|                                      |                             |                               |                  |                    |                   |                     | <b>149 MABEN</b>   |
|                                      | 5                           |                               |                  |                    |                   | 32                  | Number of Taxpayers  |
|                                      | 12,499                      |                               |                  |                    |                   | 337,112             | Gross Tax  |
|                                      | 178,571                     |                               |                  |                    |                   | 5,060,352           | Gross Sales  |
|                                      |                             |                               |                  |                    |                   |                     | <b>150 MACON</b>   |
|                                      | 20                          | 5                             |                  |                    |                   | 86                  | Number of Taxpayers  |
|                                      | 83,045                      | 59,632                        |                  |                    |                   | 1,748,685           | Gross Tax  |
|                                      | 1,187,041                   | 851,895                       |                  |                    |                   | 26,187,289          | Gross Sales  |
|                                      |                             |                               |                  |                    |                   |                     | <b>151 MADISON</b>   |
| 21                                   | 155                         | 19                            |                  | 26                 |                   | 346                 | Number of Taxpayers  |
| 1,519,882                            | 1,209,786                   | 639,022                       |                  | 63,317             |                   | 14,027,927          | Gross Tax  |
| 21,718,080                           | 17,526,460                  | 9,128,877                     |                  | 1,361,249          |                   | 204,349,298         | Gross Sales  |
|                                      |                             |                               |                  |                    |                   |                     | <b>152 MAGEE</b>   |
| 9                                    | 56                          | 16                            |                  |                    |                   | 222                 | Number of Taxpayers  |
| 125,778                              | 479,189                     | 280,521                       |                  |                    |                   | 9,235,764           | Gross Tax  |
| 1,796,828                            | 6,890,949                   | 4,007,441                     |                  |                    |                   | 139,987,899         | Gross Sales  |
|                                      |                             |                               |                  |                    |                   |                     | <b>153 MAGNOLIA</b>  |
|                                      | 20                          | 6                             |                  |                    |                   | 74                  | Number of Taxpayers  |
|                                      | 53,942                      | 60,029                        |                  |                    |                   | 1,438,318           | Gross Tax  |
|                                      | 773,565                     | 857,570                       |                  |                    |                   | 23,920,963          | Gross Sales  |
|                                      |                             |                               |                  |                    |                   |                     | <b>154 MANTACHIE</b>   |
| 5                                    | 10                          |                               |                  |                    |                   | 42                  | Number of Taxpayers  |
| 271,805                              | 19,136                      |                               |                  |                    |                   | 1,581,410           | Gross Tax  |
| 3,882,925                            | 281,130                     |                               |                  |                    |                   | 22,968,595          | Gross Sales  |

*Cities of Mississippi  
Sales and Tax Industry Group - Fiscal Year 2004*

|                        | <b>Total for City</b> | <b>Automotive</b> | <b>Machinery, Equipment, and Supplies</b> | <b>Food and Beverage</b> | <b>Furniture and Fixtures</b> | <b>Public Utilities</b> | <b>Apparel and General Merchandise</b> |
|------------------------|-----------------------|-------------------|---|--------------------------|-------------------------------|-------------------------|--|
| <b>155 MANTEE</b>      |                       |                   |   |                          |                               |                         |  |
| Number of Taxpayers    | 10                    |                   |   |                          |                               |                         |  |
| Gross Tax              | 66,260                |                   |   |                          |                               |                         |  |
| Gross Sales            | 995,005               |                   |   |                          |                               |                         |  |
| <b>156 MARIETTA</b>    |                       |                   |   |                          |                               |                         |  |
| Number of Taxpayers    | 9                     |                   |   |                          |                               |                         |  |
| Gross Tax              | 112,685               |                   |   |                          |                               |                         |  |
| Gross Sales            | 1,696,579             |                   |   |                          |                               |                         |  |
| <b>157 MARION</b>      |                       |                   |   |                          |                               |                         |  |
| Number of Taxpayers    | 46                    | 13                |   | 10                       |                               |                         |  |
| Gross Tax              | 836,179               | 107,554           |   | 203,233                  |                               |                         |  |
| Gross Sales            | 12,519,281            | 1,741,781         |   | 2,903,325                |                               |                         |  |
| <b>158 MARKS</b>       |                       |                   |   |                          |                               |                         |  |
| Number of Taxpayers    | 85                    | 9                 |   | 31                       |                               |                         | 13                                     |
| Gross Tax              | 1,464,449             | 135,320           |   | 663,469                  |                               |                         | 254,779                                |
| Gross Sales            | 22,744,726            | 2,115,874         |   | 9,478,119                |                               |                         | 3,641,377                              |
| <b>159 MATHISTON</b>   |                       |                   |   |                          |                               |                         |  |
| Number of Taxpayers    | 23                    |                   |   | 9                        |                               |                         |  |
| Gross Tax              | 693,363               |                   |   | 425,098                  |                               |                         |  |
| Gross Sales            | 10,100,558            |                   |   | 6,072,828                |                               |                         |  |
| <b>160 MAYERSVILLE</b> |                       |                   |   |                          |                               |                         |  |
| Number of Taxpayers    | 7                     |                   |   | 5                        |                               |                         |  |
| Gross Tax              | 50,675                |                   |   | 29,228                   |                               |                         |  |
| Gross Sales            | 767,164               |                   |   | 417,553                  |                               |                         |  |
| <b>161 MCCOMB</b>      |                       |                   |   |                          |                               |                         |  |
| Number of Taxpayers    | 604                   | 87                | 29  | 145                      | 18                            |                         | 75                                     |
| Gross Tax              | 25,380,331            | 3,825,675         | 449,532                                   | 4,976,195                | 520,851                       |                         | 9,652,206                              |
| Gross Sales            | 384,933,280           | 70,022,341        | 7,152,530                                 | 71,395,377               | 7,440,729                     |                         | 137,888,029                            |
| <b>162 MCCOOL</b>      |                       |                   |   |                          |                               |                         |  |
| Number of Taxpayers    |                       |                   |   |                          |                               |                         |  |
| Gross Tax              | 42,784                |                   |   |                          |                               |                         |  |
| Gross Sales            | 620,892               |                   |   |                          |                               |                         |  |
| <b>163 MCLAIN</b>      |                       |                   |   |                          |                               |                         |  |
| Number of Taxpayers    | 14                    |                   |   |                          |                               |                         |  |
| Gross Tax              | 75,715                |                   |   |                          |                               |                         |  |
| Gross Sales            | 1,151,504             |                   |   |                          |                               |                         |  |
| <b>164 MEADVILLE</b>   |                       |                   |   |                          |                               |                         |  |
| Number of Taxpayers    | 42                    | 6                 |   | 5                        | 5                             |                         |  |
| Gross Tax              | 532,358               | 60,743            |   | 16,500                   | 23,080                        |                         |  |
| Gross Sales            | 8,494,982             | 867,763           |   | 249,437                  | 329,721                       |                         |  |
| <b>165 MENDENHALL</b>  |                       |                   |   |                          |                               |                         |  |
| Number of Taxpayers    | 119                   | 24                | 6   | 22                       | 8                             |                         | 12                                     |
| Gross Tax              | 2,721,914             | 348,275           | 132,569                                   | 847,891                  | 37,010                        |                         | 310,397                                |
| Gross Sales            | 44,058,445            | 5,874,587         | 5,037,984                                 | 12,143,844               | 528,714                       |                         | 4,434,246                              |
| <b>166 MERIDIAN</b>    |                       |                   |   |                          |                               |                         |  |
| Number of Taxpayers    | 1,591                 | 229               | 107                                       | 350                      | 76                            |                         | 127                                    |
| Gross Tax              | 66,241,230            | 12,201,588        | 2,400,033                                 | 14,459,625               | 2,132,189                     |                         | 17,268,040                             |
| Gross Sales            | 1,023,195,477         | 222,293,022       | 37,563,743                                | 207,562,990              | 30,520,133                    |                         | 246,671,273                            |
| <b>167 MERIGOLD</b>    |                       |                   |   |                          |                               |                         |  |
| Number of Taxpayers    | 23                    | 9                 |   | 7                        |                               |                         |  |
| Gross Tax              | 307,292               | 35,441            |   | 139,144                  |                               |                         |  |
| Gross Sales            | 4,650,874             | 628,725           |   | 1,987,771                |                               |                         |  |
| <b>168 METCALFE</b>    |                       |                   |   |                          |                               |                         |  |
| Number of Taxpayers    | 8                     |                   |   | 5                        |                               |                         |  |
| Gross Tax              | 62,958                |                   |   | 21,597                   |                               |                         |  |
| Gross Sales            | 939,567               |                   |   | 308,529                  |                               |                         |  |

*Distribution By Industry Group*

| Lumber and Building Materials | Miscellaneous Retail | Miscellaneous Services | Wholesale | Contracting | Recreation | Total Retail  |  |
|-------------------------------|----------------------|------------------------|-----------|-------------|------------|---------------|--|
|                               |                      |                        |           |             |            |               | Note: Figures include audits and adjustments from prior years. |
|                               |                      |                        |           |             |            |               | <b>155 MANTEE</b>  |
|                               |                      |                        |           |             |            | 10            | Number of Taxpayers  |
|                               |                      |                        |           |             |            | 66,260        | Gross Tax  |
|                               |                      |                        |           |             |            | 995,005       | Gross Sales  |
|                               |                      |                        |           |             |            |               | <b>156 MARIETTA</b>  |
|                               |                      |                        |           |             |            | 9             | Number of Taxpayers  |
|                               |                      |                        |           |             |            | 112,685       | Gross Tax  |
|                               |                      |                        |           |             |            | 1,696,579     | Gross Sales  |
|                               |                      |                        |           |             |            |               | <b>157 MARION</b>  |
|                               |                      |                        |           |             |            | 46            | Number of Taxpayers  |
|                               |                      |                        |           |             |            | 836,179       | Gross Tax  |
|                               |                      |                        |           |             |            | 12,519,281    | Gross Sales  |
|                               |                      |                        |           |             |            |               | <b>158 MARKS</b>   |
|                               |                      |                        |           |             |            | 85            | Number of Taxpayers  |
|                               |                      |                        |           |             |            | 1,464,449     | Gross Tax  |
|                               |                      |                        |           |             |            | 22,744,726    | Gross Sales  |
|                               |                      |                        |           |             |            |               | <b>159 MATHISTON</b>   |
|                               |                      |                        |           |             |            | 23            | Number of Taxpayers  |
|                               |                      |                        |           |             |            | 693,363       | Gross Tax  |
|                               |                      |                        |           |             |            | 10,100,558    | Gross Sales  |
|                               |                      |                        |           |             |            |               | <b>160 MAYERSVILLE</b>   |
|                               |                      |                        |           |             |            | 7             | Number of Taxpayers  |
|                               |                      |                        |           |             |            | 50,675        | Gross Tax  |
|                               |                      |                        |           |             |            | 767,164       | Gross Sales  |
|                               |                      |                        |           |             |            |               | <b>161 MCCOMB</b>  |
|                               |                      |                        |           |             |            | 602           | Number of Taxpayers  |
|                               |                      |                        |           |             |            | 25,380,331    | Gross Tax  |
|                               |                      |                        |           |             |            | 384,933,280   | Gross Sales  |
|                               |                      |                        |           |             |            |               | <b>162 MCCOOL</b>  |
|                               |                      |                        |           |             |            |               | Number of Taxpayers  |
|                               |                      |                        |           |             |            | 42,784        | Gross Tax  |
|                               |                      |                        |           |             |            | 620,892       | Gross Sales  |
|                               |                      |                        |           |             |            |               | <b>163 MCLAIN</b>  |
|                               |                      |                        |           |             |            | 14            | Number of Taxpayers  |
|                               |                      |                        |           |             |            | 75,715        | Gross Tax  |
|                               |                      |                        |           |             |            | 1,151,504     | Gross Sales  |
|                               |                      |                        |           |             |            |               | <b>164 MEADVILLE</b>   |
|                               |                      |                        |           |             |            | 42            | Number of Taxpayers  |
|                               |                      |                        |           |             |            | 532,358       | Gross Tax  |
|                               |                      |                        |           |             |            | 8,494,982     | Gross Sales  |
|                               |                      |                        |           |             |            |               | <b>165 MENDENHALL</b>  |
|                               |                      |                        |           |             |            | 119           | Number of Taxpayers  |
|                               |                      |                        |           |             |            | 2,721,914     | Gross Tax  |
|                               |                      |                        |           |             |            | 44,058,445    | Gross Sales  |
|                               |                      |                        |           |             |            |               | <b>166 MERIDIAN</b>  |
|                               |                      |                        |           |             |            | 1,588         | Number of Taxpayers  |
|                               |                      |                        |           |             |            | 66,241,230    | Gross Tax  |
|                               |                      |                        |           |             |            | 1,023,195,477 | Gross Sales  |
|                               |                      |                        |           |             |            |               | <b>167 MERIGOLD</b>  |
|                               |                      |                        |           |             |            | 23            | Number of Taxpayers  |
|                               |                      |                        |           |             |            | 307,292       | Gross Tax  |
|                               |                      |                        |           |             |            | 4,650,874     | Gross Sales  |
|                               |                      |                        |           |             |            |               | <b>168 METCALFE</b>  |
|                               |                      |                        |           |             |            | 8             | Number of Taxpayers  |
|                               |                      |                        |           |             |            | 62,958        | Gross Tax  |
|                               |                      |                        |           |             |            | 939,567       | Gross Sales  |
| 7                             | 9                    |                        |           |             |            |               |  |
| 231,856                       | 27,074               |                        |           |             |            |               |  |
| 3,312,236                     | 389,069              |                        |           |             |            |               |  |
|                               | 19                   |                        |           |             |            |               |  |
|                               | 68,268               |                        |           |             |            |               |  |
|                               | 975,265              |                        |           |             |            |               |  |
|                               |                      |                        |           |             |            |               |  |
| 32                            | 166                  | 33                     |           | 10          | 5          | 602           |  |
| 1,960,495                     | 1,760,166            | 941,589                |           | 140,311     | 64,493     | 25,380,331    |  |
| 28,296,865                    | 25,320,487           | 13,451,260             |           | 3,691,252   | 921,338    | 384,933,280   |  |
|                               |                      |                        |           |             |            |               |  |
|                               |                      |                        |           |             |            |               |  |
|                               | 14                   |                        |           |             |            |               |  |
|                               | 58,609               |                        |           |             |            |               |  |
|                               | 853,125              |                        |           |             |            |               |  |
|                               |                      |                        |           |             |            |               |  |
| 7                             | 31                   |                        |           |             |            |               |  |
| 571,361                       | 135,608              |                        |           |             |            |               |  |
| 8,165,120                     | 1,938,909            |                        |           |             |            |               |  |
|                               |                      |                        |           |             |            |               |  |
| 91                            | 434                  | 94                     |           | 62          | 15         | 1,588         |  |
| 5,968,796                     | 4,756,815            | 2,704,115              |           | 404,340     | 258,029    | 66,241,230    |  |
| 86,376,567                    | 72,972,012           | 38,630,205             |           | 10,915,016  | 3,686,127  | 1,023,195,477 |  |



*Cities of Mississippi  
Sales and Tax Industry Group - Fiscal Year 2004*

|                        | <b>Total for City</b> | <b>Automotive</b> | <b>Machinery, Equipment, and Supplies</b> | <b>Food and Beverage</b> | <b>Furniture and Fixtures</b> | <b>Public Utilities</b> | <b>Apparel and General Merchandise</b> |
|------------------------|-----------------------|-------------------|---|--------------------------|-------------------------------|-------------------------|--|
| <b>169 MIZE</b>        |                       |                   |   |                          |                               |                         |  |
| Number of Taxpayers    | 19                    |                   |   | 7                        |                               |                         |  |
| Gross Tax              | 170,917               |                   |   | 81,980                   |                               |                         |  |
| Gross Sales            | 2,521,218             |                   |   | 1,171,153                |                               |                         |  |
| <b>170 MONTICELLO</b>  |                       |                   |   |                          |                               |                         |  |
| Number of Taxpayers    | 118                   | 21                |   | 23                       | 8                             |                         | 8                                      |
| Gross Tax              | 1,976,177             | 146,759           |   | 1,012,957                | 11,410                        |                         | 95,257                                 |
| Gross Sales            | 29,242,772            | 2,401,445         |   | 14,496,477               | 163,008                       |                         | 1,360,820                              |
| <b>171 MONTROSE</b>    |                       |                   |   |                          |                               |                         |  |
| Number of Taxpayers    |                       |                   |   |                          |                               |                         |  |
| Gross Tax              | 36,859                |                   |   |                          |                               |                         |  |
| Gross Sales            | 534,590               |                   |   |                          |                               |                         |  |
| <b>172 MOORHEAD</b>    |                       |                   |   |                          |                               |                         |  |
| Number of Taxpayers    | 38                    | 6                 |   | 16                       |                               |                         |  |
| Gross Tax              | 375,921               | 90,034            |   | 173,116                  |                               |                         |  |
| Gross Sales            | 5,956,496             | 1,643,371         |   | 2,473,083                |                               |                         |  |
| <b>173 MORGAN CITY</b> |                       |                   |   |                          |                               |                         |  |
| Number of Taxpayers    |                       |                   |   |                          |                               |                         |  |
| Gross Tax              |                       |                   |   |                          |                               |                         |  |
| Gross Sales            |                       |                   |   |                          |                               |                         |  |
| <b>174 MORTON</b>      |                       |                   |   |                          |                               |                         |  |
| Number of Taxpayers    | 105                   | 20                | 8   | 29                       |                               |                         | 13                                     |
| Gross Tax              | 2,162,783             | 210,698           | 57,523                                    | 1,037,442                |                               |                         | 293,784                                |
| Gross Sales            | 33,156,355            | 3,445,676         | 891,330                                   | 14,857,751               |                               |                         | 4,196,919                              |
| <b>175 MOSS POINT</b>  |                       |                   |   |                          |                               |                         |  |
| Number of Taxpayers    | 330                   | 60                | 14  | 86                       | 5                             |                         | 19                                     |
| Gross Tax              | 6,336,986             | 714,411           | 183,305                                   | 2,843,905                | 28,724                        |                         | 295,573                                |
| Gross Sales            | 94,936,409            | 11,281,338        | 2,672,204                                 | 40,627,186               | 410,353                       |                         | 4,177,819                              |
| <b>176 MOUND BAYOU</b> |                       |                   |   |                          |                               |                         |  |
| Number of Taxpayers    | 36                    | 8                 |   | 17                       |                               |                         |  |
| Gross Tax              | 274,924               | 9,891             |   | 112,457                  |                               |                         |  |
| Gross Sales            | 4,064,337             | 151,782           |   | 1,606,532                |                               |                         |  |
| <b>177 MT OLIVE</b>    |                       |                   |   |                          |                               |                         |  |
| Number of Taxpayers    | 28                    | 5                 |   | 7                        |                               |                         |  |
| Gross Tax              | 332,743               | 17,197            |   | 119,658                  |                               |                         |  |
| Gross Sales            | 4,955,076             | 245,673           |   | 1,709,406                |                               |                         |  |
| <b>178 MYRTLE</b>      |                       |                   |   |                          |                               |                         |  |
| Number of Taxpayers    | 17                    | 7                 |   |                          |                               |                         |  |
| Gross Tax              | 162,157               | 57,202            |   |                          |                               |                         |  |
| Gross Sales            | 2,557,829             | 1,024,048         |   |                          |                               |                         |  |
| <b>179 NATCHEZ</b>     |                       |                   |   |                          |                               |                         |  |
| Number of Taxpayers    | 847                   | 98                | 50  | 178                      | 22                            |                         | 64                                     |
| Gross Tax              | 25,088,343            | 3,178,140         | 1,246,522                                 | 4,830,756                | 436,749                       |                         | 8,352,971                              |
| Gross Sales            | 377,470,817           | 55,755,787        | 19,488,344                                | 69,229,323               | 6,239,268                     |                         | 119,318,026                            |
| <b>180 NETTLETON</b>   |                       |                   |   |                          |                               |                         |  |
| Number of Taxpayers    | 82                    | 19                |   | 16                       | 6                             |                         | 6                                      |
| Gross Tax              | 1,065,203             | 167,815           |   | 466,645                  | 15,300                        |                         | 108,697                                |
| Gross Sales            | 16,957,028            | 3,594,858         |   | 6,666,359                | 218,579                       |                         | 1,552,821                              |
| <b>181 NEW ALBANY</b>  |                       |                   |   |                          |                               |                         |  |
| Number of Taxpayers    | 349                   | 58                | 16  | 65                       | 13                            |                         | 36                                     |
| Gross Tax              | 11,853,271            | 1,657,577         | 253,663                                   | 2,700,771                | 251,249                       |                         | 4,430,193                              |
| Gross Sales            | 181,335,366           | 29,825,169        | 5,128,993                                 | 38,609,789               | 3,589,276                     |                         | 63,288,421                             |
| <b>182 NEW AUGUSTA</b> |                       |                   |   |                          |                               |                         |  |
| Number of Taxpayers    | 23                    |                   |   | 11                       |                               |                         |  |
| Gross Tax              | 417,792               |                   |   | 235,941                  |                               |                         |  |
| Gross Sales            | 6,061,970             |                   |   | 3,370,587                |                               |                         |  |

*Distribution By Industry Group*

| Lumber and Building Materials | Miscellaneous Retail | Miscellaneous Services | Wholesale | Contracting | Recreation | Total Retail |  |
|-------------------------------|----------------------|------------------------|-----------|-------------|------------|--------------|--|
|                               |                      |                        |           |             |            |              | Note: Figures include audits and adjustments from prior years. |
|                               |                      |                        |           |             |            |              | <b>169 MIZE</b>  |
|                               |                      |                        |           |             |            | 19           | Number of Taxpayers  |
|                               |                      |                        |           |             |            | 170,917      | Gross Tax  |
|                               |                      |                        |           |             |            | 2,521,218    | Gross Sales  |
|                               |                      |                        |           |             |            |              | <b>170 MONTICELLO</b>  |
|                               |                      |                        |           |             |            | 118          | Number of Taxpayers  |
|                               | 42                   | 7                      |           |             |            | 1,976,177    | Gross Tax  |
|                               | 343,486              | 120,164                |           |             |            | 29,242,772   | Gross Sales  |
|                               | 4,918,372            | 1,716,627              |           |             |            |              |  |
|                               |                      |                        |           |             |            |              | <b>171 MONTROSE</b>  |
|                               |                      |                        |           |             |            |              | Number of Taxpayers  |
|                               |                      |                        |           |             |            | 36,859       | Gross Tax  |
|                               |                      |                        |           |             |            | 534,590      | Gross Sales  |
|                               |                      |                        |           |             |            |              | <b>172 MOORHEAD</b>  |
|                               |                      |                        |           |             |            | 38           | Number of Taxpayers  |
|                               |                      |                        |           |             |            | 375,921      | Gross Tax  |
|                               |                      |                        |           |             |            | 5,956,496    | Gross Sales  |
|                               |                      |                        |           |             |            |              | <b>173 MORGAN CITY</b>   |
|                               |                      |                        |           |             |            |              | Number of Taxpayers  |
|                               |                      |                        |           |             |            |              | Gross Tax  |
|                               |                      |                        |           |             |            |              | Gross Sales  |
|                               |                      |                        |           |             |            |              | <b>174 MORTON</b>  |
|                               |                      |                        |           |             |            | 105          | Number of Taxpayers  |
| 5                             | 20                   |                        |           |             |            | 2,162,783    | Gross Tax  |
| 88,162                        | 80,206               |                        |           |             |            | 33,156,355   | Gross Sales  |
| 1,259,465                     | 1,148,399            |                        |           |             |            |              |  |
|                               |                      |                        |           |             |            |              | <b>175 MOSS POINT</b>  |
|                               |                      |                        |           | 15          |            | 329          | Number of Taxpayers  |
| 14                            | 96                   | 17                     |           | 63,295      |            | 6,322,904    | Gross Tax  |
| 174,372                       | 393,921              | 673,549                |           | 1,292,813   |            | 94,701,715   | Gross Sales  |
| 2,491,247                     | 5,633,613            | 9,622,123              |           |             |            |              |  |
|                               |                      |                        |           |             |            |              | <b>176 MOUND BAYOU</b>   |
|                               |                      |                        |           |             |            | 36           | Number of Taxpayers  |
|                               |                      |                        |           |             |            | 274,924      | Gross Tax  |
|                               |                      |                        |           |             |            | 4,064,337    | Gross Sales  |
|                               |                      |                        |           |             |            |              | <b>177 MT OLIVE</b>  |
|                               |                      |                        |           |             |            | 28           | Number of Taxpayers  |
|                               | 9                    |                        |           |             |            | 332,743      | Gross Tax  |
|                               | 20,853               |                        |           |             |            | 4,955,076    | Gross Sales  |
|                               | 299,418              |                        |           |             |            |              |  |
|                               |                      |                        |           |             |            |              | <b>178 MYRTLE</b>  |
|                               |                      |                        |           |             |            | 17           | Number of Taxpayers  |
|                               | 5                    |                        |           |             |            | 162,157      | Gross Tax  |
|                               | 6,463                |                        |           |             |            | 2,557,829    | Gross Sales  |
|                               | 94,127               |                        |           |             |            |              |  |
|                               |                      |                        |           |             |            |              | <b>179 NATCHEZ</b>   |
|                               |                      |                        | 5         | 28          | 15         | 842          | Number of Taxpayers  |
| 45                            | 235                  | 105                    | 15,061    | 79,912      | 133,985    | 25,073,282   | Gross Tax  |
| 1,093,204                     | 2,061,363            | 1,992,299              | 251,020   | 1,567,706   | 1,914,072  | 377,219,796  | Gross Sales  |
| 15,773,568                    | 29,689,657           | 28,588,251             |           |             |            |              |  |
|                               |                      |                        |           |             |            |              | <b>180 NETTLETON</b>   |
|                               |                      |                        |           |             |            | 82           | Number of Taxpayers  |
|                               | 27                   |                        |           |             |            | 1,065,203    | Gross Tax  |
|                               | 123,589              |                        |           |             |            | 16,957,028   | Gross Sales  |
|                               | 1,769,372            |                        |           |             |            |              |  |
|                               |                      |                        |           |             |            |              | <b>181 NEW ALBANY</b>  |
|                               |                      |                        |           | 16          |            | 348          | Number of Taxpayers  |
| 19                            | 99                   | 21                     |           | 203,941     |            | 11,853,155   | Gross Tax  |
| 529,037                       | 873,243              | 381,471                |           | 4,709,996   |            | 181,333,439  | Gross Sales  |
| 7,638,767                     | 12,629,178           | 5,449,588              |           |             |            |              |  |
|                               |                      |                        |           |             |            |              | <b>182 NEW AUGUSTA</b>   |
|                               |                      |                        |           |             |            | 23           | Number of Taxpayers  |
|                               | 5                    |                        |           |             |            | 417,792      | Gross Tax  |
|                               | 11,711               |                        |           |             |            | 6,061,970    | Gross Sales  |
|                               | 167,304              |                        |           |             |            |              |  |

*Cities of Mississippi*  
*Sales and Tax Industry Group - Fiscal Year 2004*

|                             | Total for City | Automotive  | Machinery, Equipment, and Supplies | Food and Beverage | Furniture and Fixtures | Public Utilities | Apparel and General Merchandise |
|-----------------------------|----------------|-------------|------------------------------------|-------------------|------------------------|------------------|---------------------------------|
| <b>183 NEW HEBRON</b>       |                |             |                                    |                   |                        |                  |                                 |
| Number of Taxpayers         | 32             | 5           |                                    | 8                 |                        |                  |                                 |
| Gross Tax                   | 271,003        | 26,061      |                                    | 150,051           |                        |                  |                                 |
| Gross Sales                 | 4,001,219      | 372,311     |                                    | 2,143,592         |                        |                  |                                 |
| <b>184 NEWTON</b>           |                |             |                                    |                   |                        |                  |                                 |
| Number of Taxpayers         | 142            | 20          | 10                                 | 36                |                        |                  | 9                               |
| Gross Tax                   | 4,411,892      | 558,062     | 150,491                            | 1,511,409         |                        |                  | 1,445,341                       |
| Gross Sales                 | 67,112,881     | 9,421,141   | 2,435,671                          | 21,614,469        |                        |                  | 20,646,833                      |
| <b>185 NORTH CARROLLTON</b> |                |             |                                    |                   |                        |                  |                                 |
| Number of Taxpayers         | 27             | 5           |                                    | 6                 |                        |                  | 6                               |
| Gross Tax                   | 183,196        | 52,309      |                                    | 48,173            |                        |                  | 19,896                          |
| Gross Sales                 | 2,761,024      | 807,731     |                                    | 688,192           |                        |                  | 284,238                         |
| <b>186 NOXAPATER</b>        |                |             |                                    |                   |                        |                  |                                 |
| Number of Taxpayers         | 29             | 7           |                                    | 7                 |                        |                  |                                 |
| Gross Tax                   | 276,008        | 55,270      |                                    | 167,120           |                        |                  |                                 |
| Gross Sales                 | 4,018,392      | 791,948     |                                    | 2,387,439         |                        |                  |                                 |
| <b>187 OAKLAND</b>          |                |             |                                    |                   |                        |                  |                                 |
| Number of Taxpayers         | 18             | 5           |                                    |                   |                        |                  |                                 |
| Gross Tax                   | 147,457        | 47,743      |                                    |                   |                        |                  |                                 |
| Gross Sales                 | 2,145,881      | 682,657     |                                    |                   |                        |                  |                                 |
| <b>188 OCEAN SPRINGS</b>    |                |             |                                    |                   |                        |                  |                                 |
| Number of Taxpayers         | 653            | 60          | 32                                 | 129               | 11                     |                  | 32                              |
| Gross Tax                   | 19,196,864     | 1,630,185   | 227,488                            | 4,596,656         | 143,354                |                  | 6,338,208                       |
| Gross Sales                 | 283,334,067    | 27,093,961  | 3,419,631                          | 65,704,983        | 2,047,916              |                  | 90,545,751                      |
| <b>189 OKOLONA</b>          |                |             |                                    |                   |                        |                  |                                 |
| Number of Taxpayers         | 107            | 16          |                                    | 33                | 14                     |                  | 10                              |
| Gross Tax                   | 1,416,049      | 229,794     |                                    | 578,455           | 136,118                |                  | 140,030                         |
| Gross Sales                 | 20,813,597     | 3,319,725   |                                    | 8,263,648         | 1,946,578              |                  | 2,005,622                       |
| <b>190 OLIVE BRANCH</b>     |                |             |                                    |                   |                        |                  |                                 |
| Number of Taxpayers         | 706            | 107         | 51                                 | 112               | 16                     |                  | 73                              |
| Gross Tax                   | 25,122,140     | 4,251,907   | 643,288                            | 5,794,998         | 106,573                |                  | 7,163,439                       |
| Gross Sales                 | 385,457,161    | 74,848,866  | 9,739,955                          | 82,830,858        | 1,522,472              |                  | 102,340,323                     |
| <b>191 OSYKA</b>            |                |             |                                    |                   |                        |                  |                                 |
| Number of Taxpayers         | 25             | 6           |                                    | 6                 |                        |                  |                                 |
| Gross Tax                   | 227,407        | 23,087      |                                    | 77,844            |                        |                  |                                 |
| Gross Sales                 | 3,728,186      | 349,632     |                                    | 1,112,069         |                        |                  |                                 |
| <b>192 OXFORD</b>           |                |             |                                    |                   |                        |                  |                                 |
| Number of Taxpayers         | 568            | 42          | 19                                 | 139               | 19                     |                  | 78                              |
| Gross Tax                   | 23,112,275     | 2,524,414   | 336,520                            | 6,777,713         | 496,061                |                  | 6,799,713                       |
| Gross Sales                 | 343,269,117    | 43,611,350  | 5,358,273                          | 96,841,340        | 7,086,585              |                  | 97,101,338                      |
| <b>193 PACE</b>             |                |             |                                    |                   |                        |                  |                                 |
| Number of Taxpayers         | 9              |             |                                    |                   |                        |                  |                                 |
| Gross Tax                   | 43,343         |             |                                    |                   |                        |                  |                                 |
| Gross Sales                 | 653,329        |             |                                    |                   |                        |                  |                                 |
| <b>194 PACHUTA</b>          |                |             |                                    |                   |                        |                  |                                 |
| Number of Taxpayers         | 9              |             |                                    |                   |                        |                  |                                 |
| Gross Tax                   | 82,825         |             |                                    |                   |                        |                  |                                 |
| Gross Sales                 | 1,240,554      |             |                                    |                   |                        |                  |                                 |
| <b>195 PADEN</b>            |                |             |                                    |                   |                        |                  |                                 |
| Number of Taxpayers         |                |             |                                    |                   |                        |                  |                                 |
| Gross Tax                   |                |             |                                    |                   |                        |                  |                                 |
| Gross Sales                 |                |             |                                    |                   |                        |                  |                                 |
| <b>196 PASCAGOULA</b>       |                |             |                                    |                   |                        |                  |                                 |
| Number of Taxpayers         | 722            | 99          | 36                                 | 154               | 26                     |                  | 36                              |
| Gross Tax                   | 28,580,244     | 7,222,161   | 590,200                            | 5,226,373         | 538,874                |                  | 7,112,663                       |
| Gross Sales                 | 450,094,725    | 135,406,878 | 10,298,175                         | 74,856,736        | 7,698,203              |                  | 101,553,409                     |

*Distribution By Industry Group*

| Lumber and Building Materials | Miscellaneous Retail | Miscellaneous Services | Wholesale | Contracting | Recreation | Total Retail |  |
|-------------------------------|----------------------|------------------------|-----------|-------------|------------|--------------|--|
|                               |                      |                        |           |             |            |              | Note: Figures include audits and adjustments from prior years. |
|                               | 9                    |                        |           |             |            | 32           | <b>183 NEW HEBRON</b>  |
|                               | 7,006                |                        |           |             |            | 271,003      | Number of Taxpayers  |
|                               | 100,801              |                        |           |             |            | 4,001,219    | Gross Tax  |
|                               |                      |                        |           |             |            |              | Gross Sales  |
|                               |                      |                        |           |             |            |              | <b>184 NEWTON</b>  |
| 6                             | 45                   | 5                      |           | 5           |            | 142          | Number of Taxpayers  |
| 30,820                        | 163,251              | 184,488                |           | 29,197      |            | 4,411,892    | Gross Tax  |
| 440,292                       | 2,356,110            | 2,635,540              |           | 828,498     |            | 67,112,881   | Gross Sales  |
|                               |                      |                        |           |             |            |              | <b>185 NORTH CARROLLTON</b>                                    |
|                               | 7                    |                        |           |             |            | 27           | Number of Taxpayers  |
|                               | 9,645                |                        |           |             |            | 183,196      | Gross Tax  |
|                               | 137,791              |                        |           |             |            | 2,761,024    | Gross Sales  |
|                               |                      |                        |           |             |            |              | <b>186 NOXAPATER</b>   |
|                               | 5                    |                        |           |             |            | 29           | Number of Taxpayers  |
|                               | 7,028                |                        |           |             |            | 276,008      | Gross Tax  |
|                               | 100,406              |                        |           |             |            | 4,018,392    | Gross Sales  |
|                               |                      |                        |           |             |            |              | <b>187 OAKLAND</b>   |
|                               | 5                    |                        |           |             |            | 18           | Number of Taxpayers  |
|                               | 4,812                |                        |           |             |            | 147,457      | Gross Tax  |
|                               | 68,749               |                        |           |             |            | 2,145,881    | Gross Sales  |
|                               |                      |                        |           |             |            |              | <b>188 OCEAN SPRINGS</b>                                       |
| 28                            | 292                  | 35                     |           | 31          |            | 653          | Number of Taxpayers  |
| 1,429,749                     | 2,125,523            | 885,950                |           | 210,615     |            | 19,196,864   | Gross Tax  |
| 20,432,286                    | 30,412,741           | 12,656,428             |           | 5,493,461   |            | 283,334,067  | Gross Sales  |
|                               |                      |                        |           |             |            |              | <b>189 OKOLONA</b>   |
|                               | 24                   | 5                      |           |             |            | 107          | Number of Taxpayers  |
|                               | 34,270               | 62,916                 |           |             |            | 1,416,049    | Gross Tax  |
|                               | 490,704              | 898,806                |           |             |            | 20,813,597   | Gross Sales  |
|                               |                      |                        |           |             |            |              | <b>190 OLIVE BRANCH</b>  |
| 58                            | 180                  | 53                     |           | 47          |            | 705          | Number of Taxpayers  |
| 1,804,681                     | 1,571,119            | 1,809,636              |           | 332,260     |            | 25,122,140   | Gross Tax  |
| 25,805,946                    | 22,500,188           | 25,851,927             |           | 9,058,321   |            | 385,457,161  | Gross Sales  |
|                               |                      |                        |           |             |            |              | <b>191 OSYKA</b>   |
|                               | 9                    |                        |           |             |            | 25           | Number of Taxpayers  |
|                               | 6,444                |                        |           |             |            | 227,407      | Gross Tax  |
|                               | 92,462               |                        |           |             |            | 3,728,186    | Gross Sales  |
|                               |                      |                        |           |             |            |              | <b>192 OXFORD</b>  |
| 26                            | 177                  | 45                     |           | 16          |            | 568          | Number of Taxpayers  |
| 1,174,119                     | 2,107,483            | 1,169,384              |           | 214,099     |            | 23,112,275   | Gross Tax  |
| 16,788,780                    | 30,136,040           | 16,705,478             |           | 6,117,115   |            | 343,269,117  | Gross Sales  |
|                               |                      |                        |           |             |            |              | <b>193 PACE</b>  |
|                               |                      |                        |           |             |            | 9            | Number of Taxpayers  |
|                               |                      |                        |           |             |            | 43,343       | Gross Tax  |
|                               |                      |                        |           |             |            | 653,329      | Gross Sales  |
|                               |                      |                        |           |             |            |              | <b>194 PACHUTA</b>   |
|                               |                      |                        |           |             |            | 9            | Number of Taxpayers  |
|                               |                      |                        |           |             |            | 82,825       | Gross Tax  |
|                               |                      |                        |           |             |            | 1,240,554    | Gross Sales  |
|                               |                      |                        |           |             |            |              | <b>195 PADEN</b>   |
|                               |                      |                        |           |             |            |              | Number of Taxpayers  |
|                               |                      |                        |           |             |            |              | Gross Tax  |
|                               |                      |                        |           |             |            |              | Gross Sales  |
|                               |                      |                        |           |             |            |              | <b>196 PASCAGOULA</b>  |
| 45                            | 235                  | 42                     |           | 45          |            | 722          | Number of Taxpayers  |
| 2,394,305                     | 2,148,730            | 1,245,102              |           | 150,684     |            | 28,580,244   | Gross Tax  |
| 34,380,429                    | 30,755,377           | 17,787,154             |           | 3,877,140   |            | 450,094,725  | Gross Sales  |

*Cities of Mississippi  
Sales and Tax Industry Group - Fiscal Year 2004*

|                           | <b>Total for City</b> | <b>Automotive</b> | <b>Machinery, Equipment, and Supplies</b> | <b>Food and Beverage</b> | <b>Furniture and Fixtures</b> | <b>Public Utilities</b> | <b>Apparel and General Merchandise</b> |
|---------------------------|-----------------------|-------------------|---|--------------------------|-------------------------------|-------------------------|--|
| <b>197 PASS CHRISTIAN</b> |                       |                   |   |                          |                               |                         |  |
| Number of Taxpayers       | 179                   | 7                 | 8   | 38                       |                               |                         | 10                                     |
| Gross Tax                 | 6,000,686             | 50,983            | 53,208                                    | 1,082,196                |                               |                         | 3,711,384                              |
| Gross Sales               | 88,352,771            | 728,339           | 787,988                                   | 15,468,035               |                               |                         | 53,019,728                             |
| <b>198 PAULDING</b>       |                       |                   |   |                          |                               |                         |  |
| Number of Taxpayers       |                       |                   |   |                          |                               |                         |  |
| Gross Tax                 |                       |                   |   |                          |                               |                         |  |
| Gross Sales               |                       |                   |   |                          |                               |                         |  |
| <b>199 PEARL</b>          |                       |                   |   |                          |                               |                         |  |
| Number of Taxpayers       | 683                   | 116               | 75  | 82                       | 25                            |                         | 39                                     |
| Gross Tax                 | 35,781,867            | 4,331,072         | 2,594,597                                 | 5,625,263                | 4,692,840                     |                         | 8,085,184                              |
| Gross Sales               | 550,693,642           | 80,815,402        | 39,092,945                                | 81,953,177               | 67,040,626                    |                         | 115,502,516                            |
| <b>200 PELAHATCHIE</b>    |                       |                   |   |                          |                               |                         |  |
| Number of Taxpayers       | 55                    | 11                |   | 17                       |                               |                         |  |
| Gross Tax                 | 1,517,920             | 462,155           |   | 672,069                  |                               |                         |  |
| Gross Sales               | 25,892,150            | 8,412,228         |   | 9,600,989                |                               |                         |  |
| <b>201 PETAL</b>          |                       |                   |   |                          |                               |                         |  |
| Number of Taxpayers       | 286                   | 59                | 22  | 52                       | 14                            |                         | 22                                     |
| Gross Tax                 | 7,300,776             | 560,364           | 78,963                                    | 1,520,177                | 188,504                       |                         | 3,015,006                              |
| Gross Sales               | 106,442,964           | 8,239,110         | 1,267,133                                 | 21,716,806               | 2,692,918                     |                         | 43,071,356                             |
| <b>202 PHILADELPHIA</b>   |                       |                   |   |                          |                               |                         |  |
| Number of Taxpayers       | 365                   | 62                | 19  | 76                       | 9                             |                         | 42                                     |
| Gross Tax                 | 16,272,076            | 2,653,441         | 521,224                                   | 3,799,996                | 302,717                       |                         | 5,694,312                              |
| Gross Sales               | 253,285,892           | 50,125,021        | 11,979,034                                | 54,290,528               | 4,324,659                     |                         | 81,346,367                             |
| <b>203 PICAYUNE</b>       |                       |                   |   |                          |                               |                         |  |
| Number of Taxpayers       | 511                   | 103               | 20  | 97                       | 14                            |                         | 38                                     |
| Gross Tax                 | 18,565,469            | 3,407,812         | 345,326                                   | 3,812,960                | 234,894                       |                         | 6,606,393                              |
| Gross Sales               | 280,515,579           | 60,425,776        | 5,397,239                                 | 54,508,085               | 3,355,626                     |                         | 94,375,853                             |
| <b>204 PICKENS</b>        |                       |                   |   |                          |                               |                         |  |
| Number of Taxpayers       | 32                    | 9                 |   | 10                       |                               |                         |  |
| Gross Tax                 | 451,776               | 58,737            |   | 203,267                  |                               |                         |  |
| Gross Sales               | 6,907,155             | 891,894           |   | 2,903,815                |                               |                         |  |
| <b>205 PITTSBORO</b>      |                       |                   |   |                          |                               |                         |  |
| Number of Taxpayers       | 5                     |                   |   |                          |                               |                         |  |
| Gross Tax                 | 24,698                |                   |   |                          |                               |                         |  |
| Gross Sales               | 371,507               |                   |   |                          |                               |                         |  |
| <b>206 PLANTERSVILLE</b>  |                       |                   |   |                          |                               |                         |  |
| Number of Taxpayers       | 20                    | 6                 |   | 6                        |                               |                         |  |
| Gross Tax                 | 221,157               | 28,383            |   | 73,258                   |                               |                         |  |
| Gross Sales               | 3,523,902             | 538,070           |   | 1,046,543                |                               |                         |  |
| <b>207 POLKVILLE</b>      |                       |                   |   |                          |                               |                         |  |
| Number of Taxpayers       | 5                     |                   |   |                          |                               |                         |  |
| Gross Tax                 | 29,616                |                   |   |                          |                               |                         |  |
| Gross Sales               | 468,293               |                   |   |                          |                               |                         |  |
| <b>208 PONTOTOC</b>       |                       |                   |   |                          |                               |                         |  |
| Number of Taxpayers       | 286                   | 58                | 17  | 54                       | 7                             | 6                       | 24                                     |
| Gross Tax                 | 8,128,744             | 899,477           | 400,584                                   | 2,303,479                | 25,345                        | 538,973                 | 2,136,892                              |
| Gross Sales               | 126,626,909           | 15,451,798        | 9,383,411                                 | 32,938,017               | 362,074                       | 10,384,004              | 30,459,806                             |
| <b>209 POPE</b>           |                       |                   |   |                          |                               |                         |  |
| Number of Taxpayers       | 11                    |                   |   |                          |                               |                         |  |
| Gross Tax                 | 96,077                |                   |   |                          |                               |                         |  |
| Gross Sales               | 1,411,612             |                   |   |                          |                               |                         |  |
| <b>210 POPLARVILLE</b>    |                       |                   |   |                          |                               |                         |  |
| Number of Taxpayers       | 129                   | 16                | 10  | 31                       |                               |                         | 16                                     |
| Gross Tax                 | 2,705,797             | 541,078           | 239,021                                   | 952,839                  |                               |                         | 243,300                                |
| Gross Sales               | 43,927,301            | 10,080,662        | 5,746,145                                 | 13,613,196               |                               |                         | 3,475,712                              |

*Distribution By Industry Group*

| <b>Lumber and Building Materials</b> | <b>Miscellaneous Retail</b> | <b>Miscellaneous Services</b> | <b>Wholesale</b> | <b>Contracting</b> | <b>Recreation</b> | <b>Total Retail</b> |  |
|--------------------------------------|-----------------------------|-------------------------------|------------------|--------------------|-------------------|---------------------|--|
|                                      |                             |                               |                  |                    |                   |                     | Note: Figures include audits and adjustments from prior years. |
| 14                                   | 72                          | 14                            |                  | 12                 |                   | 179                 | <b>197 PASS CHRISTIAN</b>                                      |
| 142,797                              | 208,938                     | 160,165                       |                  | 100,485            |                   | 6,000,686           | Number of Taxpayers  |
| 2,039,964                            | 3,064,187                   | 2,288,070                     |                  | 2,635,651          |                   | 88,352,771          | Gross Tax  |
|                                      |                             |                               |                  |                    |                   |                     | Gross Sales  |
|                                      |                             |                               |                  |                    |                   |                     | <b>198 PAULDING</b>  |
|                                      |                             |                               |                  |                    |                   |                     | Number of Taxpayers  |
|                                      |                             |                               |                  |                    |                   |                     | Gross Tax  |
|                                      |                             |                               |                  |                    |                   |                     | Gross Sales  |
| 59                                   | 197                         | 31                            |                  | 52                 |                   | 683                 | <b>199 PEARL</b>   |
| 3,181,417                            | 2,689,364                   | 1,829,008                     |                  | 647,715            |                   | 35,781,867          | Number of Taxpayers  |
| 46,007,704                           | 39,592,795                  | 26,128,875                    |                  | 17,165,608         |                   | 550,693,642         | Gross Tax  |
|                                      |                             |                               |                  |                    |                   |                     | Gross Sales  |
|                                      | 15                          |                               |                  |                    |                   | 55                  | <b>200 PELAHATCHIE</b>   |
|                                      | 74,138                      |                               |                  |                    |                   | 1,517,920           | Number of Taxpayers  |
|                                      | 1,094,234                   |                               |                  |                    |                   | 25,892,150          | Gross Tax  |
|                                      |                             |                               |                  |                    |                   |                     | Gross Sales  |
| 22                                   | 74                          | 8                             |                  | 6                  | 5                 | 286                 | <b>201 PETAL</b>   |
| 515,211                              | 475,887                     | 259,486                       |                  | 34,134             | 36,055            | 7,300,776           | Number of Taxpayers  |
| 7,360,157                            | 6,812,373                   | 3,706,941                     |                  | 527,750            | 515,077           | 106,442,964         | Gross Tax  |
|                                      |                             |                               |                  |                    |                   |                     | Gross Sales  |
| 24                                   | 91                          | 26                            |                  | 13                 |                   | 365                 | <b>202 PHILADELPHIA</b>  |
| 817,293                              | 963,465                     | 592,550                       |                  | 112,554            |                   | 16,272,076          | Number of Taxpayers  |
| 11,740,469                           | 14,030,184                  | 8,464,997                     |                  | 2,568,806          |                   | 253,285,892         | Gross Tax  |
|                                      |                             |                               |                  |                    |                   |                     | Gross Sales  |
| 38                                   | 148                         | 31                            |                  | 20                 |                   | 511                 | <b>203 PICAYUNE</b>  |
| 965,113                              | 1,575,188                   | 684,914                       |                  | 62,370             |                   | 18,565,469          | Number of Taxpayers  |
| 13,870,230                           | 22,680,422                  | 9,784,486                     |                  | 1,425,507          |                   | 280,515,579         | Gross Tax  |
|                                      |                             |                               |                  |                    |                   |                     | Gross Sales  |
|                                      | 6                           |                               |                  |                    |                   | 32                  | <b>204 PICKENS</b>   |
|                                      | 24,263                      |                               |                  |                    |                   | 451,776             | Number of Taxpayers  |
|                                      | 346,617                     |                               |                  |                    |                   | 6,907,155           | Gross Tax  |
|                                      |                             |                               |                  |                    |                   |                     | Gross Sales  |
|                                      |                             |                               |                  |                    |                   |                     | <b>205 PITTSBORO</b>   |
|                                      |                             |                               |                  |                    |                   | 5                   | Number of Taxpayers  |
|                                      |                             |                               |                  |                    |                   | 24,698              | Gross Tax  |
|                                      |                             |                               |                  |                    |                   | 371,507             | Gross Sales  |
|                                      |                             |                               |                  |                    |                   |                     | <b>206 PLANTERSVILLE</b>                                       |
|                                      | 5                           |                               |                  |                    |                   | 20                  | Number of Taxpayers  |
|                                      | 6,971                       |                               |                  |                    |                   | 221,157             | Gross Tax  |
|                                      | 100,116                     |                               |                  |                    |                   | 3,523,902           | Gross Sales  |
|                                      |                             |                               |                  |                    |                   |                     | <b>207 POLKVILLE</b>   |
|                                      |                             |                               |                  |                    |                   | 5                   | Number of Taxpayers  |
|                                      |                             |                               |                  |                    |                   | 29,616              | Gross Tax  |
|                                      |                             |                               |                  |                    |                   | 468,293             | Gross Sales  |
|                                      |                             |                               |                  |                    |                   |                     | <b>208 PONTOTOC</b>  |
| 14                                   | 82                          | 13                            |                  | 8                  |                   | 286                 | Number of Taxpayers  |
| 632,432                              | 825,016                     | 318,748                       |                  | 43,877             |                   | 8,128,744           | Gross Tax  |
| 9,067,779                            | 13,222,086                  | 4,553,548                     |                  | 748,433            |                   | 126,626,909         | Gross Sales  |
|                                      |                             |                               |                  |                    |                   |                     | <b>209 POPE</b>  |
|                                      |                             |                               |                  |                    |                   | 11                  | Number of Taxpayers  |
|                                      |                             |                               |                  |                    |                   | 96,077              | Gross Tax  |
|                                      |                             |                               |                  |                    |                   | 1,411,612           | Gross Sales  |
|                                      |                             |                               |                  |                    |                   |                     | <b>210 POPLARVILLE</b>   |
| 7                                    | 39                          |                               |                  |                    |                   | 129                 | Number of Taxpayers  |
| 21,566                               | 239,588                     |                               |                  |                    |                   | 2,705,797           | Gross Tax  |
| 311,764                              | 3,427,303                   |                               |                  |                    |                   | 43,927,301          | Gross Sales  |

*Cities of Mississippi*  
*Sales and Tax Industry Group - Fiscal Year 2004*

|                        | <b>Total for City</b> | <b>Automotive</b> | <b>Machinery, Equipment, and Supplies</b> | <b>Food and Beverage</b> | <b>Furniture and Fixtures</b> | <b>Public Utilities</b> | <b>Apparel and General Merchandise</b> |
|------------------------|-----------------------|-------------------|---|--------------------------|-------------------------------|-------------------------|--|
| <b>211 PORT GIBSON</b> |                       |                   |   |                          |                               |                         |  |
| Number of Taxpayers    | 62                    | 6                 |   | 13                       | 6                             |                         |  |
| Gross Tax              | 1,256,541             | 61,564            |   | 499,915                  | 46,966                        |                         |  |
| Gross Sales            | 18,528,256            | 927,307           |   | 7,141,638                | 670,943                       |                         |  |
| <b>212 POTTS CAMP</b>  |                       |                   |   |                          |                               |                         |  |
| Number of Taxpayers    | 29                    |                   |   | 9                        |                               |                         |  |
| Gross Tax              | 342,944               |                   |   | 192,427                  |                               |                         |  |
| Gross Sales            | 4,956,210             |                   |   | 2,748,965                |                               |                         |  |
| <b>213 PRENTISS</b>    |                       |                   |   |                          |                               |                         |  |
| Number of Taxpayers    | 117                   | 17                |   | 32                       | 5                             |                         | 16                                     |
| Gross Tax              | 2,481,644             | 330,857           |   | 838,490                  | 30,742                        |                         | 368,127                                |
| Gross Sales            | 38,011,705            | 5,539,603         |   | 11,978,425               | 439,179                       |                         | 5,260,041                              |
| <b>214 PUCKETT</b>     |                       |                   |   |                          |                               |                         |  |
| Number of Taxpayers    | 22                    | 5                 |   |                          |                               |                         |  |
| Gross Tax              | 394,788               | 40,665            |   |                          |                               |                         |  |
| Gross Sales            | 7,782,085             | 633,526           |   |                          |                               |                         |  |
| <b>215 PURVIS</b>      |                       |                   |   |                          |                               |                         |  |
| Number of Taxpayers    | 103                   | 13                |   | 22                       |                               |                         | 10                                     |
| Gross Tax              | 2,348,423             | 586,405           |   | 810,508                  |                               |                         | 227,127                                |
| Gross Sales            | 36,323,186            | 10,463,129        |   | 11,588,569               |                               |                         | 3,244,680                              |
| <b>216 QUITMAN</b>     |                       |                   |   |                          |                               |                         |  |
| Number of Taxpayers    | 124                   | 23                | 10  | 21                       |                               |                         | 10                                     |
| Gross Tax              | 2,213,467             | 226,136           | 44,157                                    | 939,746                  |                               |                         | 231,890                                |
| Gross Sales            | 33,016,774            | 3,255,431         | 632,962                                   | 13,424,935               |                               |                         | 3,312,718                              |
| <b>217 RALEIGH</b>     |                       |                   |   |                          |                               |                         |  |
| Number of Taxpayers    | 58                    | 9                 |   | 15                       |                               |                         |  |
| Gross Tax              | 812,420               | 98,832            |   | 339,855                  |                               |                         |  |
| Gross Sales            | 12,155,494            | 1,430,495         |   | 4,855,070                |                               |                         |  |
| <b>218 RAYMOND</b>     |                       |                   |   |                          |                               |                         |  |
| Number of Taxpayers    | 45                    | 9                 |   | 10                       |                               |                         | 6                                      |
| Gross Tax              | 901,861               | 98,803            |   | 401,943                  |                               |                         | 41,894                                 |
| Gross Sales            | 14,213,423            | 1,651,403         |   | 5,742,037                |                               |                         | 599,215                                |
| <b>219 RENOVA</b>      |                       |                   |   |                          |                               |                         |  |
| Number of Taxpayers    | 12                    |                   |   |                          |                               |                         |  |
| Gross Tax              | 119,500               |                   |   |                          |                               |                         |  |
| Gross Sales            | 1,717,084             |                   |   |                          |                               |                         |  |
| <b>220 RICHLAND</b>    |                       |                   |   |                          |                               |                         |  |
| Number of Taxpayers    | 304                   | 75                | 41  | 43                       | 5                             |                         | 14                                     |
| Gross Tax              | 18,519,852            | 4,903,845         | 3,856,935                                 | 2,058,221                | 35,808                        |                         | 4,250,991                              |
| Gross Sales            | 303,343,381           | 93,414,736        | 63,006,188                                | 29,417,858               | 511,554                       |                         | 60,729,752                             |
| <b>221 RICHTON</b>     |                       |                   |   |                          |                               |                         |  |
| Number of Taxpayers    | 63                    | 10                |   | 14                       |                               |                         | 8                                      |
| Gross Tax              | 1,196,967             | 201,205           |   | 501,779                  |                               |                         | 177,153                                |
| Gross Sales            | 17,931,271            | 3,064,988         |   | 7,168,327                |                               |                         | 2,532,182                              |
| <b>222 RIDGELAND</b>   |                       |                   |   |                          |                               |                         |  |
| Number of Taxpayers    | 991                   | 88                | 76  | 154                      | 43                            |                         | 101                                    |
| Gross Tax              | 49,983,730            | 5,806,214         | 3,219,402                                 | 9,059,904                | 1,359,409                     |                         | 14,289,708                             |
| Gross Sales            | 755,130,401           | 102,663,409       | 50,630,965                                | 129,943,204              | 19,420,117                    |                         | 204,327,598                            |
| <b>223 RIENZI</b>      |                       |                   |   |                          |                               |                         |  |
| Number of Taxpayers    | 16                    |                   |   |                          |                               |                         |  |
| Gross Tax              | 177,863               |                   |   |                          |                               |                         |  |
| Gross Sales            | 2,584,984             |                   |   |                          |                               |                         |  |
| <b>224 RIPLEY</b>      |                       |                   |   |                          |                               |                         |  |
| Number of Taxpayers    | 264                   | 52                | 6   | 40                       | 14                            |                         | 14                                     |
| Gross Tax              | 5,869,012             | 1,085,703         | 53,266                                    | 1,621,919                | 93,663                        |                         | 1,484,274                              |
| Gross Sales            | 90,545,636            | 19,249,186        | 827,933                                   | 23,170,902               | 1,338,055                     |                         | 21,209,980                             |

*Distribution By Industry Group*

| <b>Lumber and Building Materials</b> | <b>Miscellaneous Retail</b> | <b>Miscellaneous Services</b> | <b>Wholesale</b> | <b>Contracting</b> | <b>Recreation</b> | <b>Total Retail</b> |  |
|--------------------------------------|-----------------------------|-------------------------------|------------------|--------------------|-------------------|---------------------|--|
|                                      |                             |                               |                  |                    |                   |                     | Note: Figures include audits and adjustments from prior years. |
|                                      | 20                          | 6                             |                  |                    |                   | 62                  | <b>211 PORT GIBSON</b>   |
|                                      | 81,593                      | 63,274                        |                  |                    |                   | 1,256,541           | Number of Taxpayers  |
|                                      | 1,167,125                   | 903,918                       |                  |                    |                   | 18,528,256          | Gross Tax  |
|                                      |                             |                               |                  |                    |                   |                     | Gross Sales  |
|                                      | 8                           |                               |                  |                    |                   | 29                  | <b>212 POTTS CAMP</b>  |
|                                      | 4,899                       |                               |                  |                    |                   | 342,944             | Number of Taxpayers  |
|                                      | 69,989                      |                               |                  |                    |                   | 4,956,210           | Gross Tax  |
|                                      |                             |                               |                  |                    |                   |                     | Gross Sales  |
| 5                                    | 28                          | 9                             |                  |                    |                   | 117                 | <b>213 PRENTISS</b>  |
| 177,322                              | 213,446                     | 259,895                       |                  |                    |                   | 2,481,644           | Number of Taxpayers  |
| 2,887,998                            | 3,087,600                   | 3,712,784                     |                  |                    |                   | 38,011,705          | Gross Tax  |
|                                      |                             |                               |                  |                    |                   |                     | Gross Sales  |
|                                      | 8                           |                               |                  |                    |                   | 22                  | <b>214 PUCKETT</b>   |
|                                      | 8,425                       |                               |                  |                    |                   | 394,788             | Number of Taxpayers  |
|                                      | 120,383                     |                               |                  |                    |                   | 7,782,085           | Gross Tax  |
|                                      |                             |                               |                  |                    |                   |                     | Gross Sales  |
| 9                                    | 30                          | 7                             |                  | 6                  |                   | 103                 | <b>215 PURVIS</b>  |
| 191,420                              | 155,759                     | 103,405                       |                  | 6,809              |                   | 2,348,423           | Number of Taxpayers  |
| 2,735,933                            | 2,255,507                   | 1,477,223                     |                  | 187,631            |                   | 36,323,186          | Gross Tax  |
|                                      |                             |                               |                  |                    |                   |                     | Gross Sales  |
| 8                                    | 35                          | 8                             |                  |                    |                   | 124                 | <b>216 QUITMAN</b>   |
| 64,703                               | 319,246                     | 142,843                       |                  |                    |                   | 2,213,467           | Number of Taxpayers  |
| 924,328                              | 4,592,781                   | 2,040,613                     |                  |                    |                   | 33,016,774          | Gross Tax  |
|                                      |                             |                               |                  |                    |                   |                     | Gross Sales  |
|                                      | 14                          |                               |                  | 6                  |                   | 58                  | <b>217 RALEIGH</b>   |
|                                      | 60,469                      |                               |                  | 25,263             |                   | 812,420             | Number of Taxpayers  |
|                                      | 865,733                     |                               |                  | 360,903            |                   | 12,155,494          | Gross Tax  |
|                                      |                             |                               |                  |                    |                   |                     | Gross Sales  |
|                                      | 13                          |                               |                  |                    |                   | 45                  | <b>218 RAYMOND</b>   |
|                                      | 107,235                     |                               |                  |                    |                   | 901,861             | Number of Taxpayers  |
|                                      | 1,532,031                   |                               |                  |                    |                   | 14,213,423          | Gross Tax  |
|                                      |                             |                               |                  |                    |                   |                     | Gross Sales  |
|                                      |                             |                               |                  |                    |                   | 12                  | <b>219 RENOVA</b>  |
|                                      |                             |                               |                  |                    |                   | 119,500             | Number of Taxpayers  |
|                                      |                             |                               |                  |                    |                   | 1,717,084           | Gross Tax  |
|                                      |                             |                               |                  |                    |                   |                     | Gross Sales  |
| 20                                   | 62                          | 24                            |                  | 18                 |                   | 303                 | <b>220 RICHLAND</b>  |
| 800,945                              | 849,176                     | 688,690                       |                  | 322,405            |                   | 18,519,852          | Number of Taxpayers  |
| 11,778,462                           | 12,158,728                  | 9,838,425                     |                  | 8,751,069          |                   | 303,343,381         | Gross Tax  |
|                                      |                             |                               |                  |                    |                   |                     | Gross Sales  |
|                                      | 15                          |                               |                  |                    |                   | 63                  | <b>221 RICHTON</b>   |
|                                      | 39,197                      |                               |                  |                    |                   | 1,196,967           | Number of Taxpayers  |
|                                      | 560,821                     |                               |                  |                    |                   | 17,931,271          | Gross Tax  |
|                                      |                             |                               |                  |                    |                   |                     | Gross Sales  |
| 59                                   | 373                         | 51                            |                  | 39                 |                   | 991                 | <b>222 RIDGELAND</b>   |
| 3,015,460                            | 7,118,585                   | 2,612,356                     |                  | 637,914            |                   | 49,983,730          | Number of Taxpayers  |
| 43,995,182                           | 102,268,280                 | 37,320,042                    |                  | 16,106,500         |                   | 755,130,401         | Gross Tax  |
|                                      |                             |                               |                  |                    |                   |                     | Gross Sales  |
|                                      | 9                           |                               |                  |                    |                   | 16                  | <b>223 RIENZI</b>  |
|                                      | 9,504                       |                               |                  |                    |                   | 177,863             | Number of Taxpayers  |
|                                      | 135,779                     |                               |                  |                    |                   | 2,584,984           | Gross Tax  |
|                                      |                             |                               |                  |                    |                   |                     | Gross Sales  |
| 16                                   | 100                         | 10                            |                  | 7                  |                   | 264                 | <b>224 RIPLEY</b>  |
| 437,439                              | 447,494                     | 213,656                       |                  | 27,354             |                   | 5,869,012           | Number of Taxpayers  |
| 6,251,061                            | 6,441,213                   | 3,052,231                     |                  | 719,878            |                   | 90,545,636          | Gross Tax  |
|                                      |                             |                               |                  |                    |                   |                     | Gross Sales  |



*Cities of Mississippi  
Sales and Tax Industry Group - Fiscal Year 2004*

|                         | <b>Total for City</b> | <b>Automotive</b> | <b>Machinery, Equipment, and Supplies</b> | <b>Food and Beverage</b> | <b>Furniture and Fixtures</b> | <b>Public Utilities</b> | <b>Apparel and General Merchandise</b> |
|-------------------------|-----------------------|-------------------|---|--------------------------|-------------------------------|-------------------------|--|
| <b>225 ROLLING FORK</b> |                       |                   |   |                          |                               |                         |  |
| Number of Taxpayers     | 72                    | 8                 | 8   | 19                       |                               |                         | 7                                      |
| Gross Tax               | 1,789,622             | 160,775           | 320,035                                   | 609,149                  |                               |                         | 211,929                                |
| Gross Sales             | 28,322,129            | 2,316,410         | 6,815,575                                 | 8,702,120                |                               |                         | 3,027,564                              |
| <b>226 ROSEDALE</b>     |                       |                   |   |                          |                               |                         |  |
| Number of Taxpayers     | 48                    | 6                 |   | 23                       |                               |                         | 6                                      |
| Gross Tax               | 475,078               | 20,307            |   | 284,573                  |                               |                         | 50,385                                 |
| Gross Sales             | 7,085,908             | 290,109           |   | 4,065,335                |                               |                         | 720,593                                |
| <b>227 ROXIE</b>        |                       |                   |   |                          |                               |                         |  |
| Number of Taxpayers     | 7                     |                   |   |                          |                               |                         |  |
| Gross Tax               | 56,487                |                   |   |                          |                               |                         |  |
| Gross Sales             | 835,047               |                   |   |                          |                               |                         |  |
| <b>228 RULEVILLE</b>    |                       |                   |   |                          |                               |                         |  |
| Number of Taxpayers     | 72                    | 10                |   | 25                       |                               |                         | 11                                     |
| Gross Tax               | 1,049,162             | 161,792           |   | 492,162                  |                               |                         | 96,948                                 |
| Gross Sales             | 15,540,893            | 2,401,626         |   | 7,030,888                |                               |                         | 1,384,979                              |
| <b>229 SALLIS</b>       |                       |                   |   |                          |                               |                         |  |
| Number of Taxpayers     |                       |                   |   |                          |                               |                         |  |
| Gross Tax               | 27,559                |                   |   |                          |                               |                         |  |
| Gross Sales             | 436,110               |                   |   |                          |                               |                         |  |
| <b>230 SALTILLO</b>     |                       |                   |   |                          |                               |                         |  |
| Number of Taxpayers     | 131                   | 16                | 11  | 28                       | 5                             |                         | 6                                      |
| Gross Tax               | 2,381,616             | 180,086           | 507,723                                   | 539,498                  | 21,541                        |                         | 243,394                                |
| Gross Sales             | 37,849,842            | 4,116,281         | 7,985,466                                 | 7,707,112                | 307,733                       |                         | 3,477,066                              |
| <b>231 SANDERSVILLE</b> |                       |                   |   |                          |                               |                         |  |
| Number of Taxpayers     | 41                    | 6                 |   | 9                        |                               |                         |  |
| Gross Tax               | 1,185,844             | 43,110            |   | 131,749                  |                               |                         |  |
| Gross Sales             | 17,465,424            | 629,542           |   | 1,882,139                |                               |                         |  |
| <b>232 SARDIS</b>       |                       |                   |   |                          |                               |                         |  |
| Number of Taxpayers     | 93                    | 14                |   | 30                       |                               |                         | 10                                     |
| Gross Tax               | 1,195,295             | 139,202           |   | 504,737                  |                               |                         | 117,789                                |
| Gross Sales             | 17,753,399            | 2,211,514         |   | 7,210,527                |                               |                         | 1,686,103                              |
| <b>233 SATARTIA</b>     |                       |                   |   |                          |                               |                         |  |
| Number of Taxpayers     |                       |                   |   |                          |                               |                         |  |
| Gross Tax               |                       |                   |   |                          |                               |                         |  |
| Gross Sales             |                       |                   |   |                          |                               |                         |  |
| <b>234 SCHLATER</b>     |                       |                   |   |                          |                               |                         |  |
| Number of Taxpayers     | 5                     |                   |   |                          |                               |                         |  |
| Gross Tax               | 62,686                |                   |   |                          |                               |                         |  |
| Gross Sales             | 925,712               |                   |   |                          |                               |                         |  |
| <b>235 SCOOPA</b>       |                       |                   |   |                          |                               |                         |  |
| Number of Taxpayers     | 18                    |                   |   | 5                        |                               |                         |  |
| Gross Tax               | 248,665               |                   |   | 103,636                  |                               |                         |  |
| Gross Sales             | 3,593,769             |                   |   | 1,480,515                |                               |                         |  |
| <b>236 SEBASTAPOL</b>   |                       |                   |   |                          |                               |                         |  |
| Number of Taxpayers     | 25                    | 6                 |   |                          |                               |                         |  |
| Gross Tax               | 647,405               | 40,653            |   |                          |                               |                         |  |
| Gross Sales             | 9,856,563             | 597,934           |   |                          |                               |                         |  |
| <b>237 SEMINARY</b>     |                       |                   |   |                          |                               |                         |  |
| Number of Taxpayers     | 21                    |                   |   |                          |                               |                         |  |
| Gross Tax               | 343,102               |                   |   |                          |                               |                         |  |
| Gross Sales             | 5,016,028             |                   |   |                          |                               |                         |  |
| <b>238 SENATOBIA</b>    |                       |                   |   |                          |                               |                         |  |
| Number of Taxpayers     | 288                   | 57                | 21  | 39                       | 12                            | 5                       | 33                                     |
| Gross Tax               | 10,909,133            | 2,226,783         | 100,951                                   | 1,723,288                | 252,691                       | 494,194                 | 4,457,305                              |
| Gross Sales             | 167,311,335           | 39,738,393        | 2,608,618                                 | 24,715,718               | 3,609,872                     | 9,340,026               | 63,633,620                             |

*Distribution By Industry Group*

| Lumber and Building Materials | Miscellaneous Retail | Miscellaneous Services | Wholesale | Contracting | Recreation | Total Retail |                         |
|-------------------------------|----------------------|------------------------|-----------|-------------|------------|--------------|-------------------------|
|                               | 18                   |                        |           |             |            | 72           | <b>225 ROLLING FORK</b> |
|                               | 141,327              |                        |           |             |            | 1,789,622    | Number of Taxpayers     |
|                               | 2,019,766            |                        |           |             |            | 28,322,129   | Gross Tax               |
|                               |                      |                        |           |             |            |              | Gross Sales             |
|                               | 5                    |                        |           |             |            | 48           | <b>226 ROSEDALE</b>     |
|                               | 7,566                |                        |           |             |            | 475,078      | Number of Taxpayers     |
|                               | 108,092              |                        |           |             |            | 7,085,908    | Gross Tax               |
|                               |                      |                        |           |             |            |              | Gross Sales             |
|                               |                      |                        |           |             |            | 7            | <b>227 ROXIE</b>        |
|                               |                      |                        |           |             |            | 56,487       | Number of Taxpayers     |
|                               |                      |                        |           |             |            | 835,047      | Gross Tax               |
|                               |                      |                        |           |             |            |              | Gross Sales             |
|                               | 15                   |                        |           |             |            | 72           | <b>228 RULEVILLE</b>    |
|                               | 76,512               |                        |           |             |            | 1,049,162    | Number of Taxpayers     |
|                               | 1,093,033            |                        |           |             |            | 15,540,893   | Gross Tax               |
|                               |                      |                        |           |             |            |              | Gross Sales             |
|                               |                      |                        |           |             |            | 27,559       | <b>229 SALLIS</b>       |
|                               |                      |                        |           |             |            | 436,110      | Number of Taxpayers     |
|                               |                      |                        |           |             |            |              | Gross Tax               |
|                               |                      |                        |           |             |            |              | Gross Sales             |
| 9                             | 42                   |                        |           | 10          |            | 131          | <b>230 SALTILLO</b>     |
| 199,198                       | 307,330              |                        |           | 72,704      |            | 2,381,616    | Number of Taxpayers     |
| 2,870,736                     | 4,395,455            |                        |           | 2,035,773   |            | 37,849,842   | Gross Tax               |
|                               |                      |                        |           |             |            |              | Gross Sales             |
|                               | 6                    | 7                      |           |             |            | 41           | <b>231 SANDERSVILLE</b> |
|                               | 39,515               | 769,863                |           |             |            | 1,185,844    | Number of Taxpayers     |
|                               | 565,194              | 10,998,042             |           |             |            | 17,465,424   | Gross Tax               |
|                               |                      |                        |           |             |            |              | Gross Sales             |
|                               | 23                   | 5                      |           |             |            | 93           | <b>232 SARDIS</b>       |
|                               | 117,319              | 136,206                |           |             |            | 1,195,295    | Number of Taxpayers     |
|                               | 1,675,992            | 1,945,805              |           |             |            | 17,753,399   | Gross Tax               |
|                               |                      |                        |           |             |            |              | Gross Sales             |
|                               |                      |                        |           |             |            |              | <b>233 SATARTIA</b>     |
|                               |                      |                        |           |             |            |              | Number of Taxpayers     |
|                               |                      |                        |           |             |            |              | Gross Tax               |
|                               |                      |                        |           |             |            |              | Gross Sales             |
|                               |                      |                        |           |             |            | 5            | <b>234 SCHLATER</b>     |
|                               |                      |                        |           |             |            | 62,686       | Number of Taxpayers     |
|                               |                      |                        |           |             |            | 925,712      | Gross Tax               |
|                               |                      |                        |           |             |            |              | Gross Sales             |
|                               | 7                    |                        |           |             |            | 18           | <b>235 SCOOPA</b>       |
|                               | 8,893                |                        |           |             |            | 248,665      | Number of Taxpayers     |
|                               | 127,804              |                        |           |             |            | 3,593,769    | Gross Tax               |
|                               |                      |                        |           |             |            |              | Gross Sales             |
|                               | 8                    |                        |           |             |            | 25           | <b>236 SEBASTAPOL</b>   |
|                               | 32,862               |                        |           |             |            | 647,405      | Number of Taxpayers     |
|                               | 469,484              |                        |           |             |            | 9,856,563    | Gross Tax               |
|                               |                      |                        |           |             |            |              | Gross Sales             |
|                               | 9                    |                        |           |             |            | 21           | <b>237 SEMINARY</b>     |
|                               | 13,674               |                        |           |             |            | 343,102      | Number of Taxpayers     |
|                               | 196,208              |                        |           |             |            | 5,016,028    | Gross Tax               |
|                               |                      |                        |           |             |            |              | Gross Sales             |
| 13                            | 80                   | 18                     |           | 8           |            | 288          | <b>238 SENATOBIA</b>    |
| 498,865                       | 819,601              | 331,231                |           | 2,702       |            | 10,909,133   | Number of Taxpayers     |
| 7,126,646                     | 11,719,358           | 4,731,869              |           | 65,534      |            | 167,311,335  | Gross Tax               |
|                               |                      |                        |           |             |            |              | Gross Sales             |

Note: Figures include audits and adjustments from prior years.

*Cities of Mississippi*  
*Sales and Tax Industry Group - Fiscal Year 2004*

|                             | Total for City | Automotive | Machinery, Equipment, and Supplies | Food and Beverage | Furniture and Fixtures | Public Utilities | Apparel and General Merchandise |
|-----------------------------|----------------|------------|------------------------------------|-------------------|------------------------|------------------|---------------------------------|
| <b>239 SHANNON</b>          |                |            |                                    |                   |                        |                  |                                 |
| Number of Taxpayers         | 60             | 13         |                                    | 16                |                        |                  |                                 |
| Gross Tax                   | 806,540        | 78,085     |                                    | 430,096           |                        |                  |                                 |
| Gross Sales                 | 12,616,710     | 1,655,316  |                                    | 6,144,225         |                        |                  |                                 |
| <b>240 SHAW</b>             |                |            |                                    |                   |                        |                  |                                 |
| Number of Taxpayers         | 45             | 7          |                                    | 23                |                        |                  |                                 |
| Gross Tax                   | 307,316        | 42,057     |                                    | 137,917           |                        |                  |                                 |
| Gross Sales                 | 4,592,907      | 600,814    |                                    | 1,970,253         |                        |                  |                                 |
| <b>241 SHELBY</b>           |                |            |                                    |                   |                        |                  |                                 |
| Number of Taxpayers         | 53             | 11         |                                    | 22                |                        |                  |                                 |
| Gross Tax                   | 565,032        | 104,633    |                                    | 258,425           |                        |                  |                                 |
| Gross Sales                 | 8,404,773      | 1,526,403  |                                    | 3,691,785         |                        |                  |                                 |
| <b>242 SHERMAN</b>          |                |            |                                    |                   |                        |                  |                                 |
| Number of Taxpayers         | 18             |            |                                    | 5                 |                        |                  |                                 |
| Gross Tax                   | 673,650        |            |                                    | 161,778           |                        |                  |                                 |
| Gross Sales                 | 11,018,901     |            |                                    | 2,311,120         |                        |                  |                                 |
| <b>243 SHUBUTA</b>          |                |            |                                    |                   |                        |                  |                                 |
| Number of Taxpayers         | 15             |            |                                    | 6                 |                        |                  |                                 |
| Gross Tax                   | 194,784        |            |                                    | 71,888            |                        |                  |                                 |
| Gross Sales                 | 2,913,395      |            |                                    | 1,026,981         |                        |                  |                                 |
| <b>244 SHUQUALAK</b>        |                |            |                                    |                   |                        |                  |                                 |
| Number of Taxpayers         | 21             | 7          |                                    |                   |                        |                  |                                 |
| Gross Tax                   | 191,170        | 59,348     |                                    |                   |                        |                  |                                 |
| Gross Sales                 | 3,051,653      | 1,020,917  |                                    |                   |                        |                  |                                 |
| <b>245 SIDON</b>            |                |            |                                    |                   |                        |                  |                                 |
| Number of Taxpayers         | 5              |            |                                    |                   |                        |                  |                                 |
| Gross Tax                   | 48,717         |            |                                    |                   |                        |                  |                                 |
| Gross Sales                 | 724,248        |            |                                    |                   |                        |                  |                                 |
| <b>246 SILVER CITY</b>      |                |            |                                    |                   |                        |                  |                                 |
| Number of Taxpayers         | 7              |            |                                    |                   |                        |                  |                                 |
| Gross Tax                   | 22,631         |            |                                    |                   |                        |                  |                                 |
| Gross Sales                 | 337,912        |            |                                    |                   |                        |                  |                                 |
| <b>247 SILVER CREEK</b>     |                |            |                                    |                   |                        |                  |                                 |
| Number of Taxpayers         | 13             |            |                                    | 7                 |                        |                  |                                 |
| Gross Tax                   | 149,211        |            |                                    | 88,220            |                        |                  |                                 |
| Gross Sales                 | 2,162,690      |            |                                    | 1,260,297         |                        |                  |                                 |
| <b>248 SLATE SPRINGS</b>    |                |            |                                    |                   |                        |                  |                                 |
| Number of Taxpayers         | 6              |            |                                    |                   |                        |                  |                                 |
| Gross Tax                   | 20,920         |            |                                    |                   |                        |                  |                                 |
| Gross Sales                 | 314,694        |            |                                    |                   |                        |                  |                                 |
| <b>249 SLEDGE</b>           |                |            |                                    |                   |                        |                  |                                 |
| Number of Taxpayers         | 12             |            |                                    |                   |                        |                  |                                 |
| Gross Tax                   | 115,416        |            |                                    |                   |                        |                  |                                 |
| Gross Sales                 | 1,806,312      |            |                                    |                   |                        |                  |                                 |
| <b>250 SMITHVILLE</b>       |                |            |                                    |                   |                        |                  |                                 |
| Number of Taxpayers         | 35             |            |                                    |                   |                        |                  |                                 |
| Gross Tax                   | 374,882        |            |                                    |                   |                        |                  |                                 |
| Gross Sales                 | 5,620,269      |            |                                    |                   |                        |                  |                                 |
| <b>251 SNOW LAKE SHORES</b> |                |            |                                    |                   |                        |                  |                                 |
| Number of Taxpayers         |                |            |                                    |                   |                        |                  |                                 |
| Gross Tax                   |                |            |                                    |                   |                        |                  |                                 |
| Gross Sales                 |                |            |                                    |                   |                        |                  |                                 |
| <b>252 SOSO</b>             |                |            |                                    |                   |                        |                  |                                 |
| Number of Taxpayers         | 19             |            |                                    | 7                 |                        |                  |                                 |
| Gross Tax                   | 418,706        |            |                                    | 138,900           |                        |                  |                                 |
| Gross Sales                 | 6,476,300      |            |                                    | 1,984,295         |                        |                  |                                 |

*Distribution By Industry Group*

| Lumber and Building Materials | Miscellaneous Retail | Miscellaneous Services | Wholesale | Contracting | Recreation | Total Retail |  |
|-------------------------------|----------------------|------------------------|-----------|-------------|------------|--------------|--|
|                               |                      |                        |           |             |            |              | Note: Figures include audits and adjustments from prior years. |
|                               |                      |                        |           |             |            |              | <b>239 SHANNON</b>   |
| 5                             | 13                   |                        |           |             |            | 60           | Number of Taxpayers  |
| 7,202                         | 22,701               |                        |           |             |            | 806,540      | Gross Tax  |
| 102,885                       | 325,129              |                        |           |             |            | 12,616,710   | Gross Sales  |
|                               |                      |                        |           |             |            |              | <b>240 SHAW</b>  |
|                               | 6                    |                        |           |             |            | 45           | Number of Taxpayers  |
|                               | 5,271                |                        |           |             |            | 307,316      | Gross Tax  |
|                               | 75,307               |                        |           |             |            | 4,592,907    | Gross Sales  |
|                               |                      |                        |           |             |            |              | <b>241 SHELBY</b>  |
|                               | 6                    |                        |           |             |            | 53           | Number of Taxpayers  |
|                               | 14,652               |                        |           |             |            | 565,032      | Gross Tax  |
|                               | 209,322              |                        |           |             |            | 8,404,773    | Gross Sales  |
|                               |                      |                        |           |             |            |              | <b>242 SHERMAN</b>   |
|                               | 5                    |                        |           |             |            | 18           | Number of Taxpayers  |
|                               | 1,859                |                        |           |             |            | 673,650      | Gross Tax  |
|                               | 26,569               |                        |           |             |            | 11,018,901   | Gross Sales  |
|                               |                      |                        |           |             |            |              | <b>243 SHUBUTA</b>   |
|                               |                      |                        |           |             |            | 15           | Number of Taxpayers  |
|                               |                      |                        |           |             |            | 194,784      | Gross Tax  |
|                               |                      |                        |           |             |            | 2,913,395    | Gross Sales  |
|                               |                      |                        |           |             |            |              | <b>244 SHUQUALAK</b>   |
|                               |                      |                        |           |             |            | 21           | Number of Taxpayers  |
|                               |                      |                        |           |             |            | 191,170      | Gross Tax  |
|                               |                      |                        |           |             |            | 3,051,653    | Gross Sales  |
|                               |                      |                        |           |             |            |              | <b>245 SIDON</b>   |
|                               |                      |                        |           |             |            | 5            | Number of Taxpayers  |
|                               |                      |                        |           |             |            | 48,717       | Gross Tax  |
|                               |                      |                        |           |             |            | 724,248      | Gross Sales  |
|                               |                      |                        |           |             |            |              | <b>246 SILVER CITY</b>   |
|                               |                      |                        |           |             |            | 7            | Number of Taxpayers  |
|                               |                      |                        |           |             |            | 22,631       | Gross Tax  |
|                               |                      |                        |           |             |            | 337,912      | Gross Sales  |
|                               |                      |                        |           |             |            |              | <b>247 SILVER CREEK</b>  |
|                               |                      |                        |           |             |            | 13           | Number of Taxpayers  |
|                               |                      |                        |           |             |            | 149,211      | Gross Tax  |
|                               |                      |                        |           |             |            | 2,162,690    | Gross Sales  |
|                               |                      |                        |           |             |            |              | <b>248 SLATE SPRINGS</b>                                       |
|                               |                      |                        |           |             |            | 6            | Number of Taxpayers  |
|                               |                      |                        |           |             |            | 20,920       | Gross Tax  |
|                               |                      |                        |           |             |            | 314,694      | Gross Sales  |
|                               |                      |                        |           |             |            |              | <b>249 SLEDGE</b>  |
|                               |                      |                        |           |             |            | 12           | Number of Taxpayers  |
|                               |                      |                        |           |             |            | 115,416      | Gross Tax  |
|                               |                      |                        |           |             |            | 1,806,312    | Gross Sales  |
|                               |                      |                        |           |             |            |              | <b>250 SMITHVILLE</b>  |
|                               | 15                   |                        |           |             |            | 35           | Number of Taxpayers  |
|                               | 56,205               |                        |           |             |            | 374,882      | Gross Tax  |
|                               | 908,957              |                        |           |             |            | 5,620,269    | Gross Sales  |
|                               |                      |                        |           |             |            |              | <b>251 SNOW LAKE SHORES</b>                                    |
|                               |                      |                        |           |             |            |              | Number of Taxpayers  |
|                               |                      |                        |           |             |            |              | Gross Tax  |
|                               |                      |                        |           |             |            |              | Gross Sales  |
|                               |                      |                        |           |             |            |              | <b>252 SOSO</b>  |
|                               |                      |                        |           |             |            | 19           | Number of Taxpayers  |
|                               |                      |                        |           |             |            | 418,706      | Gross Tax  |
|                               |                      |                        |           |             |            | 6,476,300    | Gross Sales  |

*Cities of Mississippi*  
*Sales and Tax Industry Group - Fiscal Year 2004*

|                         | <b>Total for City</b> | <b>Automotive</b> | <b>Machinery, Equipment, and Supplies</b> | <b>Food and Beverage</b> | <b>Furniture and Fixtures</b> | <b>Public Utilities</b> | <b>Apparel and General Merchandise</b> |
|-------------------------|-----------------------|-------------------|---|--------------------------|-------------------------------|-------------------------|--|
| <b>253 SOUTHAVEN</b>    |                       |                   |   |                          |                               |                         |  |
| Number of Taxpayers     | 870                   | 118               | 69  | 164                      | 32                            |                         | 63                                     |
| Gross Tax               | 46,717,376            | 8,163,229         | 678,709                                   | 8,221,002                | 1,160,798                     |                         | 14,098,075                             |
| Gross Sales             | 710,441,099           | 146,831,615       | 11,091,416                                | 117,497,532              | 16,582,818                    |                         | 201,379,530                            |
| <b>254 STARKVILLE</b>   |                       |                   |   |                          |                               |                         |  |
| Number of Taxpayers     | 597                   | 77                | 36  | 131                      | 25                            |                         | 63                                     |
| Gross Tax               | 21,755,017            | 1,670,464         | 369,257                                   | 6,413,882                | 566,037                       |                         | 6,588,322                              |
| Gross Sales             | 320,728,291           | 28,291,807        | 5,408,582                                 | 91,641,007               | 8,086,250                     |                         | 94,132,734                             |
| <b>255 STATE LINE</b>   |                       |                   |   |                          |                               |                         |  |
| Number of Taxpayers     | 21                    |                   |   | 7                        |                               |                         |  |
| Gross Tax               | 285,878               |                   |   | 116,991                  |                               |                         |  |
| Gross Sales             | 4,262,339             |                   |   | 1,671,304                |                               |                         |  |
| <b>256 STONEWALL</b>    |                       |                   |   |                          |                               |                         |  |
| Number of Taxpayers     | 24                    | 5                 |   | 6                        |                               |                         |  |
| Gross Tax               | 348,539               | 20,010            |   | 228,148                  |                               |                         |  |
| Gross Sales             | 5,241,008             | 350,483           |   | 3,259,267                |                               |                         |  |
| <b>257 STURGIS</b>      |                       |                   |   |                          |                               |                         |  |
| Number of Taxpayers     | 27                    |                   |   |                          |                               |                         |  |
| Gross Tax               | 163,553               |                   |   |                          |                               |                         |  |
| Gross Sales             | 2,603,065             |                   |   |                          |                               |                         |  |
| <b>258 SUMMIT</b>       |                       |                   |   |                          |                               |                         |  |
| Number of Taxpayers     | 84                    | 7                 |   | 18                       |                               |                         | 6                                      |
| Gross Tax               | 1,326,916             | 158,567           |   | 349,268                  |                               |                         | 76,125                                 |
| Gross Sales             | 21,497,498            | 2,775,144         |   | 4,989,547                |                               |                         | 1,087,498                              |
| <b>259 SUMNER</b>       |                       |                   |   |                          |                               |                         |  |
| Number of Taxpayers     | 21                    |                   |   |                          |                               |                         |  |
| Gross Tax               | 295,402               |                   |   |                          |                               |                         |  |
| Gross Sales             | 6,021,091             |                   |   |                          |                               |                         |  |
| <b>260 SUMRALL</b>      |                       |                   |   |                          |                               |                         |  |
| Number of Taxpayers     | 56                    | 11                |   | 12                       |                               |                         | 6                                      |
| Gross Tax               | 1,113,243             | 198,444           |   | 398,162                  |                               |                         | 159,447                                |
| Gross Sales             | 17,314,623            | 3,356,629         |   | 5,688,023                |                               |                         | 2,277,813                              |
| <b>261 SUNFLOWER</b>    |                       |                   |   |                          |                               |                         |  |
| Number of Taxpayers     | 19                    |                   |   | 8                        |                               |                         |  |
| Gross Tax               | 103,795               |                   |   | 20,146                   |                               |                         |  |
| Gross Sales             | 1,686,556             |                   |   | 287,809                  |                               |                         |  |
| <b>262 SYLVARENA</b>    |                       |                   |   |                          |                               |                         |  |
| Number of Taxpayers     |                       |                   |   |                          |                               |                         |  |
| Gross Tax               |                       |                   |   |                          |                               |                         |  |
| Gross Sales             |                       |                   |   |                          |                               |                         |  |
| <b>263 TAYLOR</b>       |                       |                   |   |                          |                               |                         |  |
| Number of Taxpayers     | 9                     |                   |   |                          |                               |                         |  |
| Gross Tax               | 76,789                |                   |   |                          |                               |                         |  |
| Gross Sales             | 1,127,496             |                   |   |                          |                               |                         |  |
| <b>264 TAYLORSVILLE</b> |                       |                   |   |                          |                               |                         |  |
| Number of Taxpayers     | 97                    | 11                |   | 16                       |                               | 26                      | 5                                      |
| Gross Tax               | 1,633,927             | 319,592           |   | 532,338                  |                               | 163,238                 | 140,667                                |
| Gross Sales             | 28,884,698            | 5,472,890         |   | 7,607,930                |                               | 2,734,499               | 2,009,153                              |
| <b>265 TCHULA</b>       |                       |                   |   |                          |                               |                         |  |
| Number of Taxpayers     | 44                    | 5                 |   | 27                       |                               |                         |  |
| Gross Tax               | 340,529               | 66,942            |   | 146,433                  |                               |                         |  |
| Gross Sales             | 5,017,719             | 956,323           |   | 2,091,898                |                               |                         |  |
| <b>266 TERRY</b>        |                       |                   |   |                          |                               |                         |  |
| Number of Taxpayers     | 37                    | 7                 |   | 12                       |                               |                         |  |
| Gross Tax               | 597,063               | 17,644            |   | 278,006                  |                               |                         |  |
| Gross Sales             | 8,916,696             | 318,861           |   | 3,971,516                |                               |                         |  |

*Distribution By Industry Group*

| <b>Lumber and Building Materials</b> | <b>Miscellaneous Retail</b> | <b>Miscellaneous Services</b> | <b>Wholesale</b> | <b>Contracting</b> | <b>Recreation</b> | <b>Total Retail</b> |  |
|--------------------------------------|-----------------------------|-------------------------------|------------------|--------------------|-------------------|---------------------|--|
|                                      |                             |                               |                  |                    |                   |                     | Note: Figures include audits and adjustments from prior years. |
| 62                                   | 243                         | 66                            |                  | 44                 | 6                 | 870                 | <b>253 SOUTHAVEN</b>   |
| 3,776,883                            | 5,724,127                   | 1,734,629                     |                  | 222,014            | 706,411           | 46,717,376          | Number of Taxpayers  |
| 53,955,431                           | 81,989,903                  | 24,780,389                    |                  | 5,690,501          | 10,091,579        | 710,441,099         | Gross Tax  |
|                                      |                             |                               |                  |                    |                   |                     | Gross Sales  |
| 25                                   | 162                         | 44                            |                  | 26                 |                   | 596                 | <b>254 STARKVILLE</b>  |
| 1,369,882                            | 1,778,880                   | 1,092,965                     |                  | 169,054            |                   | 21,753,070          | Number of Taxpayers  |
| 19,658,761                           | 25,756,710                  | 15,613,770                    |                  | 4,151,543          |                   | 320,695,851         | Gross Tax  |
|                                      |                             |                               |                  |                    |                   |                     | Gross Sales  |
|                                      | 5                           |                               |                  |                    |                   | 21                  | <b>255 STATE LINE</b>  |
|                                      | 18,136                      |                               |                  |                    |                   | 285,878             | Number of Taxpayers  |
|                                      | 259,097                     |                               |                  |                    |                   | 4,262,339           | Gross Tax  |
|                                      |                             |                               |                  |                    |                   |                     | Gross Sales  |
|                                      |                             |                               |                  |                    |                   | 24                  | <b>256 STONEWALL</b>   |
|                                      |                             |                               |                  |                    |                   | 348,539             | Number of Taxpayers  |
|                                      |                             |                               |                  |                    |                   | 5,241,008           | Gross Tax  |
|                                      |                             |                               |                  |                    |                   |                     | Gross Sales  |
|                                      | 10                          |                               |                  |                    |                   | 27                  | <b>257 STURGIS</b>   |
|                                      | 20,820                      |                               |                  |                    |                   | 163,553             | Number of Taxpayers  |
|                                      | 297,435                     |                               |                  |                    |                   | 2,603,065           | Gross Tax  |
|                                      |                             |                               |                  |                    |                   |                     | Gross Sales  |
| 5                                    | 32                          | 5                             |                  |                    |                   | 84                  | <b>258 SUMMIT</b>  |
| 69,699                               | 227,825                     | 120,635                       |                  |                    |                   | 1,326,916           | Number of Taxpayers  |
| 995,708                              | 3,256,053                   | 1,723,384                     |                  |                    |                   | 21,497,498          | Gross Tax  |
|                                      |                             |                               |                  |                    |                   |                     | Gross Sales  |
|                                      | 6                           |                               |                  |                    |                   | 21                  | <b>259 SUMNER</b>  |
|                                      | 10,126                      |                               |                  |                    |                   | 295,402             | Number of Taxpayers  |
|                                      | 145,589                     |                               |                  |                    |                   | 6,021,091           | Gross Tax  |
|                                      |                             |                               |                  |                    |                   |                     | Gross Sales  |
|                                      | 13                          |                               |                  |                    |                   | 56                  | <b>260 SUMRALL</b>   |
|                                      | 93,736                      |                               |                  |                    |                   | 1,113,243           | Number of Taxpayers  |
|                                      | 1,341,177                   |                               |                  |                    |                   | 17,314,623          | Gross Tax  |
|                                      |                             |                               |                  |                    |                   |                     | Gross Sales  |
|                                      |                             |                               |                  |                    |                   | 19                  | <b>261 SUNFLOWER</b>   |
|                                      |                             |                               |                  |                    |                   | 103,795             | Number of Taxpayers  |
|                                      |                             |                               |                  |                    |                   | 1,686,556           | Gross Tax  |
|                                      |                             |                               |                  |                    |                   |                     | Gross Sales  |
|                                      |                             |                               |                  |                    |                   |                     | <b>262 SYLVARENA</b>   |
|                                      |                             |                               |                  |                    |                   |                     | Number of Taxpayers  |
|                                      |                             |                               |                  |                    |                   |                     | Gross Tax  |
|                                      |                             |                               |                  |                    |                   |                     | Gross Sales  |
|                                      |                             |                               |                  |                    |                   | 9                   | <b>263 TAYLOR</b>  |
|                                      |                             |                               |                  |                    |                   | 76,789              | Number of Taxpayers  |
|                                      |                             |                               |                  |                    |                   | 1,127,496           | Gross Tax  |
|                                      |                             |                               |                  |                    |                   |                     | Gross Sales  |
|                                      | 18                          | 6                             |                  | 6                  |                   | 97                  | <b>264 TAYLORSVILLE</b>  |
|                                      | 123,948                     | 59,167                        |                  | 30,168             |                   | 1,633,927           | Number of Taxpayers  |
|                                      | 1,802,645                   | 845,246                       |                  | 714,550            |                   | 28,884,698          | Gross Tax  |
|                                      |                             |                               |                  |                    |                   |                     | Gross Sales  |
|                                      | 5                           |                               |                  |                    |                   | 44                  | <b>265 TCHULA</b>  |
|                                      | 18,949                      |                               |                  |                    |                   | 340,529             | Number of Taxpayers  |
|                                      | 270,710                     |                               |                  |                    |                   | 5,017,719           | Gross Tax  |
|                                      |                             |                               |                  |                    |                   |                     | Gross Sales  |
|                                      | 8                           |                               |                  |                    |                   | 37                  | <b>266 TERRY</b>   |
|                                      | 27,941                      |                               |                  |                    |                   | 597,063             | Number of Taxpayers  |
|                                      | 399,166                     |                               |                  |                    |                   | 8,916,696           | Gross Tax  |
|                                      |                             |                               |                  |                    |                   |                     | Gross Sales  |

*Cities of Mississippi  
Sales and Tax Industry Group - Fiscal Year 2004*

|                       | <b>Total for City</b> | <b>Automotive</b> | <b>Machinery, Equipment, and Supplies</b> | <b>Food and Beverage</b> | <b>Furniture and Fixtures</b> | <b>Public Utilities</b> | <b>Apparel and General Merchandise</b> |
|-----------------------|-----------------------|-------------------|---|--------------------------|-------------------------------|-------------------------|--|
| <b>267 THAXTON</b>    |                       |                   |   |                          |                               |                         |  |
| Number of Taxpayers   | 7                     |                   |   |                          |                               |                         |  |
| Gross Tax             | 67,265                |                   |   |                          |                               |                         |  |
| Gross Sales           | 1,023,465             |                   |   |                          |                               |                         |  |
| <b>268 TILLATOBA</b>  |                       |                   |   |                          |                               |                         |  |
| Number of Taxpayers   |                       |                   |   |                          |                               |                         |  |
| Gross Tax             |                       |                   |   |                          |                               |                         |  |
| Gross Sales           |                       |                   |   |                          |                               |                         |  |
| <b>269 TISHOMINGO</b> |                       |                   |   |                          |                               |                         |  |
| Number of Taxpayers   | 29                    | 9                 |   |                          |                               |                         |  |
| Gross Tax             | 429,151               | 127,510           |   |                          |                               |                         |  |
| Gross Sales           | 6,706,510             | 1,922,526         |   |                          |                               |                         |  |
| <b>270 TOCCOPOLA</b>  |                       |                   |   |                          |                               |                         |  |
| Number of Taxpayers   |                       |                   |   |                          |                               |                         |  |
| Gross Tax             |                       |                   |   |                          |                               |                         |  |
| Gross Sales           |                       |                   |   |                          |                               |                         |  |
| <b>271 TREMONT</b>    |                       |                   |   |                          |                               |                         |  |
| Number of Taxpayers   | 10                    |                   |   |                          |                               |                         |  |
| Gross Tax             | 96,661                |                   |   |                          |                               |                         |  |
| Gross Sales           | 1,456,028             |                   |   |                          |                               |                         |  |
| <b>272 TUNICA</b>     |                       |                   |   |                          |                               |                         |  |
| Number of Taxpayers   | 121                   | 17                | 7   | 35                       |                               |                         | 9                                      |
| Gross Tax             | 2,652,081             | 474,317           | 355,489                                   | 784,566                  |                               |                         | 241,133                                |
| Gross Sales           | 46,583,736            | 8,734,837         | 10,757,807                                | 11,208,076               |                               |                         | 3,444,764                              |
| <b>273 TUPELO</b>     |                       |                   |   |                          |                               |                         |  |
| Number of Taxpayers   | 2,044                 | 219               | 105                                       | 526                      | 88                            | 10                      | 152                                    |
| Gross Tax             | 83,159,761            | 12,360,822        | 3,845,226                                 | 13,513,205               | 2,424,559                     | 5,556,923               | 24,912,014                             |
| Gross Sales           | 1,314,974,598         | 227,836,495       | 69,512,225                                | 193,739,445              | 34,640,565                    | 132,436,919             | 355,886,552                            |
| <b>274 TUTWILER</b>   |                       |                   |   |                          |                               |                         |  |
| Number of Taxpayers   | 17                    |                   |   | 7                        |                               |                         |  |
| Gross Tax             | 186,186               |                   |   | 104,538                  |                               |                         |  |
| Gross Sales           | 2,866,754             |                   |   | 1,493,410                |                               |                         |  |
| <b>275 TYLERTOWN</b>  |                       |                   |   |                          |                               |                         |  |
| Number of Taxpayers   | 130                   | 22                |   | 36                       |                               |                         | 15                                     |
| Gross Tax             | 2,907,254             | 347,192           |   | 988,989                  |                               |                         | 339,971                                |
| Gross Sales           | 43,310,464            | 6,066,061         |   | 14,134,183               |                               |                         | 4,856,730                              |
| <b>276 UNION</b>      |                       |                   |   |                          |                               |                         |  |
| Number of Taxpayers   | 68                    | 9                 |   | 11                       |                               |                         | 8                                      |
| Gross Tax             | 1,764,623             | 685,281           |   | 457,499                  |                               |                         | 100,537                                |
| Gross Sales           | 29,063,673            | 13,070,688        |   | 6,535,704                |                               |                         | 1,436,242                              |
| <b>277 UTICA</b>      |                       |                   |   |                          |                               |                         |  |
| Number of Taxpayers   | 38                    | 9                 |   | 14                       |                               |                         | 5                                      |
| Gross Tax             | 705,725               | 87,314            |   | 361,394                  |                               |                         | 48,582                                 |
| Gross Sales           | 10,495,431            | 1,251,085         |   | 5,162,768                |                               |                         | 695,330                                |
| <b>278 VAIDEN</b>     |                       |                   |   |                          |                               |                         |  |
| Number of Taxpayers   | 39                    |                   |   | 20                       |                               |                         |  |
| Gross Tax             | 510,810               |                   |   | 328,697                  |                               |                         |  |
| Gross Sales           | 7,695,764             |                   |   | 4,695,674                |                               |                         |  |
| <b>279 VARDAMAN</b>   |                       |                   |   |                          |                               |                         |  |
| Number of Taxpayers   | 32                    | 5                 |   | 7                        |                               |                         |  |
| Gross Tax             | 365,306               | 83,838            |   | 176,820                  |                               |                         |  |
| Gross Sales           | 5,469,815             | 1,261,749         |   | 2,526,009                |                               |                         |  |
| <b>280 VERONA</b>     |                       |                   |   |                          |                               |                         |  |
| Number of Taxpayers   | 91                    | 21                |   | 17                       | 6                             |                         |  |
| Gross Tax             | 1,498,484             | 100,835           |   | 268,744                  | 58,792                        |                         |  |
| Gross Sales           | 22,343,051            | 1,569,986         |   | 3,840,392                | 938,743                       |                         |  |

*Distribution By Industry Group*

| Lumber and Building Materials | Miscellaneous Retail | Miscellaneous Services | Wholesale | Contracting | Recreation | Total Retail  |  |
|-------------------------------|----------------------|------------------------|-----------|-------------|------------|---------------|--|
|                               |                      |                        |           |             |            |               | Note: Figures include audits and adjustments from prior years. |
|                               |                      |                        |           |             |            |               | <b>267 THAXTON</b>   |
|                               |                      |                        |           |             |            | 7             | Number of Taxpayers  |
|                               |                      |                        |           |             |            | 67,265        | Gross Tax  |
|                               |                      |                        |           |             |            | 1,023,465     | Gross Sales  |
|                               |                      |                        |           |             |            |               | <b>268 TILLATOBA</b>   |
|                               |                      |                        |           |             |            |               | Number of Taxpayers  |
|                               |                      |                        |           |             |            |               | Gross Tax  |
|                               |                      |                        |           |             |            |               | Gross Sales  |
|                               |                      |                        |           |             |            |               | <b>269 TISHOMINGO</b>  |
|                               |                      |                        |           |             |            | 29            | Number of Taxpayers  |
|                               | 8                    |                        |           |             |            | 429,151       | Gross Tax  |
|                               | 28,361               |                        |           |             |            | 6,706,510     | Gross Sales  |
|                               | 407,710              |                        |           |             |            |               | <b>270 TOCCOPOLA</b>   |
|                               |                      |                        |           |             |            |               | Number of Taxpayers  |
|                               |                      |                        |           |             |            |               | Gross Tax  |
|                               |                      |                        |           |             |            |               | Gross Sales  |
|                               |                      |                        |           |             |            |               | <b>271 TREMONT</b>   |
|                               |                      |                        |           |             |            | 10            | Number of Taxpayers  |
|                               |                      |                        |           |             |            | 96,661        | Gross Tax  |
|                               |                      |                        |           |             |            | 1,456,028     | Gross Sales  |
|                               |                      |                        |           |             |            |               | <b>272 TUNICA</b>  |
|                               |                      |                        |           |             |            | 121           | Number of Taxpayers  |
|                               | 36                   | 5                      |           |             |            | 2,652,081     | Gross Tax  |
|                               | 393,722              | 83,898                 |           |             |            | 46,583,736    | Gross Sales  |
|                               | 5,630,212            | 1,198,549              |           |             |            |               | <b>273 TUPELO</b>  |
|                               |                      |                        |           |             |            | 2,042         | Number of Taxpayers  |
| 105                           | 570                  | 169                    |           | 83          | 15         | 83,159,761    | Gross Tax  |
| 6,600,355                     | 10,151,022           | 2,929,898              |           | 419,171     | 446,563    | 1,314,974,598 | Gross Sales  |
| 95,369,103                    | 147,988,951          | 41,855,654             |           | 9,329,219   | 6,379,468  |               | <b>274 TUTWILER</b>  |
|                               |                      |                        |           |             |            | 17            | Number of Taxpayers  |
|                               |                      |                        |           |             |            | 186,186       | Gross Tax  |
|                               |                      |                        |           |             |            | 2,866,754     | Gross Sales  |
|                               |                      |                        |           |             |            |               | <b>275 TYLERTOWN</b>   |
|                               |                      |                        |           |             |            | 130           | Number of Taxpayers  |
| 5                             | 34                   | 7                      |           |             |            | 2,907,254     | Gross Tax  |
| 406,314                       | 294,924              | 150,146                |           |             |            | 43,310,464    | Gross Sales  |
| 5,804,481                     | 4,242,773            | 2,144,948              |           |             |            |               | <b>276 UNION</b>   |
|                               |                      |                        |           |             |            | 68            | Number of Taxpayers  |
| 10                            | 19                   |                        |           |             |            | 1,764,623     | Gross Tax  |
| 219,788                       | 75,930               |                        |           |             |            | 29,063,673    | Gross Sales  |
| 3,140,653                     | 1,154,296            |                        |           |             |            |               | <b>277 UTICA</b>   |
|                               |                      |                        |           |             |            | 38            | Number of Taxpayers  |
|                               | 6                    |                        |           |             |            | 705,725       | Gross Tax  |
|                               | 17,427               |                        |           |             |            | 10,495,431    | Gross Sales  |
|                               | 288,065              |                        |           |             |            |               | <b>278 VAIDEN</b>  |
|                               |                      |                        |           |             |            | 39            | Number of Taxpayers  |
|                               | 9                    |                        |           |             |            | 510,810       | Gross Tax  |
|                               | 38,066               |                        |           |             |            | 7,695,764     | Gross Sales  |
|                               | 546,388              |                        |           |             |            |               | <b>279 VARDAMAN</b>  |
|                               |                      |                        |           |             |            | 32            | Number of Taxpayers  |
|                               | 10                   |                        |           |             |            | 365,306       | Gross Tax  |
|                               | 26,116               |                        |           |             |            | 5,469,815     | Gross Sales  |
|                               | 374,587              |                        |           |             |            |               | <b>280 VERONA</b>  |
|                               |                      |                        |           |             |            | 90            | Number of Taxpayers  |
| 6                             | 23                   | 6                      |           | 5           |            | 1,498,484     | Gross Tax  |
| 503,774                       | 223,674              | 49,242                 |           | 5,962       |            | 22,343,051    | Gross Sales  |
| 7,198,194                     | 3,197,397            | 703,462                |           | 170,356     |            |               |  |



*Cities of Mississippi  
Sales and Tax Industry Group - Fiscal Year 2004*

|                               | <b>Total for City</b> | <b>Automotive</b> | <b>Machinery, Equipment, and Supplies</b> | <b>Food and Beverage</b> | <b>Furniture and Fixtures</b> | <b>Public Utilities</b> | <b>Apparel and General Merchandise</b> |
|-------------------------------|-----------------------|-------------------|---|--------------------------|-------------------------------|-------------------------|--|
| <b>281 VICKSBURG</b>          |                       |                   |   |                          |                               |                         |  |
| Number of Taxpayers           | 980                   | 113               | 44  | 223                      | 31                            |                         | 94                                     |
| Gross Tax                     | 36,779,709            | 5,786,575         | 450,291                                   | 7,539,823                | 559,160                       |                         | 9,921,269                              |
| Gross Sales                   | 564,431,047           | 108,087,887       | 7,580,201                                 | 107,867,454              | 7,989,737                     |                         | 141,726,166                            |
| <b>282 VILLAGE OF MEMPHIS</b> |                       |                   |   |                          |                               |                         |  |
| Number of Taxpayers           |                       |                   |   |                          |                               |                         |  |
| Gross Tax                     |                       |                   |   |                          |                               |                         |  |
| Gross Sales                   |                       |                   |   |                          |                               |                         |  |
| <b>283 WALNUT</b>             |                       |                   |   |                          |                               |                         |  |
| Number of Taxpayers           | 41                    | 7                 |   | 11                       |                               |                         |  |
| Gross Tax                     | 837,951               | 56,813            |   | 470,110                  |                               |                         |  |
| Gross Sales                   | 12,512,255            | 836,955           |   | 6,715,852                |                               |                         |  |
| <b>284 WALNUT GROVE</b>       |                       |                   |   |                          |                               |                         |  |
| Number of Taxpayers           | 29                    |                   |   | 12                       |                               |                         |  |
| Gross Tax                     | 287,217               |                   |   | 165,537                  |                               |                         |  |
| Gross Sales                   | 4,900,638             |                   |   | 2,364,826                |                               |                         |  |
| <b>285 WALTHALL</b>           |                       |                   |   |                          |                               |                         |  |
| Number of Taxpayers           | 6                     |                   |   |                          |                               |                         |  |
| Gross Tax                     | 102,808               |                   |   |                          |                               |                         |  |
| Gross Sales                   | 1,491,120             |                   |   |                          |                               |                         |  |
| <b>286 WATER VALLEY</b>       |                       |                   |   |                          |                               |                         |  |
| Number of Taxpayers           | 136                   | 25                | 5   | 20                       | 7                             |                         | 9                                      |
| Gross Tax                     | 2,202,645             | 230,568           | 216,317                                   | 850,577                  | 35,206                        |                         | 258,236                                |
| Gross Sales                   | 34,402,568            | 3,911,876         | 3,582,728                                 | 12,151,089               | 502,955                       |                         | 3,654,294                              |
| <b>287 WAVELAND</b>           |                       |                   |   |                          |                               |                         |  |
| Number of Taxpayers           | 263                   | 32                | 11  | 53                       | 10                            |                         | 17                                     |
| Gross Tax                     | 11,601,420            | 2,134,699         | 43,007                                    | 2,178,582                | 80,158                        |                         | 4,485,188                              |
| Gross Sales                   | 177,303,993           | 38,900,858        | 632,079                                   | 31,136,095               | 1,145,116                     |                         | 64,072,546                             |
| <b>288 WAYNESBORO</b>         |                       |                   |   |                          |                               |                         |  |
| Number of Taxpayers           | 312                   | 50                | 24  | 65                       | 14                            |                         | 36                                     |
| Gross Tax                     | 9,382,831             | 1,123,663         | 484,775                                   | 2,094,679                | 285,839                       |                         | 3,504,008                              |
| Gross Sales                   | 141,963,805           | 18,829,251        | 9,815,004                                 | 29,923,960               | 4,083,419                     |                         | 50,055,605                             |
| <b>289 WEBB</b>               |                       |                   |   |                          |                               |                         |  |
| Number of Taxpayers           | 36                    | 6                 |   | 12                       |                               |                         | 5                                      |
| Gross Tax                     | 418,213               | 32,436            |   | 128,681                  |                               |                         | 39,636                                 |
| Gross Sales                   | 6,312,307             | 493,704           |   | 1,838,311                |                               |                         | 566,377                                |
| <b>290 WEIR</b>               |                       |                   |   |                          |                               |                         |  |
| Number of Taxpayers           | 10                    |                   |   |                          |                               |                         |  |
| Gross Tax                     | 129,725               |                   |   |                          |                               |                         |  |
| Gross Sales                   | 1,882,502             |                   |   |                          |                               |                         |  |
| <b>291 WESSON</b>             |                       |                   |   |                          |                               |                         |  |
| Number of Taxpayers           | 52                    |                   |   | 14                       |                               |                         |  |
| Gross Tax                     | 665,290               |                   |   | 262,120                  |                               |                         |  |
| Gross Sales                   | 9,838,895             |                   |   | 3,744,568                |                               |                         |  |
| <b>292 WEST</b>               |                       |                   |   |                          |                               |                         |  |
| Number of Taxpayers           | 8                     |                   |   |                          |                               |                         |  |
| Gross Tax                     | 80,381                |                   |   |                          |                               |                         |  |
| Gross Sales                   | 1,353,705             |                   |   |                          |                               |                         |  |
| <b>293 WEST POINT</b>         |                       |                   |   |                          |                               |                         |  |
| Number of Taxpayers           | 347                   | 53                | 15  | 93                       | 9                             |                         | 39                                     |
| Gross Tax                     | 8,684,012             | 1,599,757         | 148,670                                   | 2,795,556                | 66,263                        |                         | 1,436,869                              |
| Gross Sales                   | 134,333,000           | 27,847,073        | 2,479,839                                 | 40,004,027               | 946,627                       |                         | 20,526,214                             |
| <b>294 WIGGINS</b>            |                       |                   |   |                          |                               |                         |  |
| Number of Taxpayers           | 224                   | 44                | 14  | 42                       | 6                             |                         | 18                                     |
| Gross Tax                     | 6,787,635             | 1,498,925         | 87,531                                    | 1,092,972                | 50,013                        |                         | 2,757,734                              |
| Gross Sales                   | 105,287,042           | 27,006,748        | 1,790,849                                 | 15,623,579               | 714,472                       |                         | 39,264,695                             |

**Distribution By Industry Group**

| <b>Lumber and Building Materials</b> | <b>Miscellaneous Retail</b> | <b>Miscellaneous Services</b> | <b>Wholesale</b> | <b>Contracting</b> | <b>Recreation</b> | <b>Total Retail</b> |  |
|--------------------------------------|-----------------------------|-------------------------------|------------------|--------------------|-------------------|---------------------|--|
|                                      |                             |                               |                  |                    |                   |                     | Note: Figures include audits and adjustments from prior years. |
| 36                                   | 307                         | 81                            |                  | 40                 | 6                 | 977                 | <b>281 VICKSBURG</b>   |
| 2,778,134                            | 4,244,308                   | 2,550,059                     |                  | 206,398            | 79,835            | 36,779,549          | Number of Taxpayers  |
| 40,402,305                           | 61,242,060                  | 36,429,388                    |                  | 5,095,881          | 1,140,500         | 564,428,380         | Gross Tax  |
|                                      |                             |                               |                  |                    |                   |                     | Gross Sales  |
|                                      |                             |                               |                  |                    |                   |                     | <b>282 VILLAGE OF MEMPHIS</b>                                  |
|                                      |                             |                               |                  |                    |                   |                     | Number of Taxpayers  |
|                                      |                             |                               |                  |                    |                   |                     | Gross Tax  |
|                                      |                             |                               |                  |                    |                   |                     | Gross Sales  |
|                                      | 9                           |                               |                  |                    |                   | 41                  | <b>283 WALNUT</b>  |
|                                      | 35,102                      |                               |                  |                    |                   | 837,951             | Number of Taxpayers  |
|                                      | 501,457                     |                               |                  |                    |                   | 12,512,255          | Gross Tax  |
|                                      |                             |                               |                  |                    |                   |                     | Gross Sales  |
|                                      | 6                           |                               |                  |                    |                   | 29                  | <b>284 WALNUT GROVE</b>  |
|                                      | 8,610                       |                               |                  |                    |                   | 287,217             | Number of Taxpayers  |
|                                      | 123,252                     |                               |                  |                    |                   | 4,900,638           | Gross Tax  |
|                                      |                             |                               |                  |                    |                   |                     | Gross Sales  |
|                                      | 2                           | 0                             | 0                | 0                  | 0                 | 6                   | <b>285 WALTHALL</b>  |
|                                      |                             |                               |                  |                    |                   | 102,808             | Number of Taxpayers  |
|                                      |                             |                               |                  |                    |                   | 1,491,120           | Gross Tax  |
|                                      |                             |                               |                  |                    |                   |                     | Gross Sales  |
| 7                                    | 49                          | 5                             |                  | 7                  |                   | 136                 | <b>286 WATER VALLEY</b>  |
| 56,463                               | 162,432                     | 138,179                       |                  | 26,154             |                   | 2,202,645           | Number of Taxpayers  |
| 806,623                              | 2,320,463                   | 1,973,992                     |                  | 707,225            |                   | 34,402,568          | Gross Tax  |
|                                      |                             |                               |                  |                    |                   |                     | Gross Sales  |
| 14                                   | 87                          | 14                            |                  | 21                 |                   | 263                 | <b>287 WAVELAND</b>  |
| 919,816                              | 840,763                     | 319,757                       |                  | 160,905            |                   | 11,601,420          | Number of Taxpayers  |
| 13,140,268                           | 12,075,222                  | 4,567,964                     |                  | 4,415,781          |                   | 177,303,993         | Gross Tax  |
|                                      |                             |                               |                  |                    |                   |                     | Gross Sales  |
| 27                                   | 70                          | 19                            |                  | 6                  |                   | 312                 | <b>288 WAYNESBORO</b>  |
| 257,153                              | 775,713                     | 300,740                       |                  | 12,123             |                   | 9,378,478           | Number of Taxpayers  |
| 3,673,616                            | 11,171,895                  | 4,296,285                     |                  | 200,778            |                   | 141,901,619         | Gross Tax  |
|                                      |                             |                               |                  |                    |                   |                     | Gross Sales  |
|                                      | 8                           |                               |                  |                    |                   | 36                  | <b>289 WEBB</b>  |
|                                      | 3,611                       |                               |                  |                    |                   | 418,213             | Number of Taxpayers  |
|                                      | 51,596                      |                               |                  |                    |                   | 6,312,307           | Gross Tax  |
|                                      |                             |                               |                  |                    |                   |                     | Gross Sales  |
|                                      |                             |                               |                  |                    |                   | 10                  | <b>290 WEIR</b>  |
|                                      |                             |                               |                  |                    |                   | 129,725             | Number of Taxpayers  |
|                                      |                             |                               |                  |                    |                   | 1,882,502           | Gross Tax  |
|                                      |                             |                               |                  |                    |                   |                     | Gross Sales  |
|                                      | 21                          |                               |                  |                    |                   | 52                  | <b>291 WESSON</b>  |
|                                      | 116,668                     |                               |                  |                    |                   | 665,290             | Number of Taxpayers  |
|                                      | 1,669,541                   |                               |                  |                    |                   | 9,838,895           | Gross Tax  |
|                                      |                             |                               |                  |                    |                   |                     | Gross Sales  |
|                                      |                             |                               |                  |                    |                   | 8                   | <b>292 WEST</b>  |
|                                      |                             |                               |                  |                    |                   | 80,381              | Number of Taxpayers  |
|                                      |                             |                               |                  |                    |                   | 1,353,705           | Gross Tax  |
|                                      |                             |                               |                  |                    |                   |                     | Gross Sales  |
| 13                                   | 84                          | 20                            |                  | 16                 |                   | 346                 | <b>293 WEST POINT</b>  |
| 96,594                               | 838,002                     | 470,406                       |                  | 165,279            |                   | 8,684,012           | Number of Taxpayers  |
| 1,379,916                            | 11,979,215                  | 6,720,082                     |                  | 3,981,197          |                   | 134,333,000         | Gross Tax  |
|                                      |                             |                               |                  |                    |                   |                     | Gross Sales  |
| 17                                   | 59                          | 15                            |                  | 8                  |                   | 224                 | <b>294 WIGGINS</b>   |
| 233,896                              | 412,935                     | 171,540                       |                  | 71,698             |                   | 6,787,635           | Number of Taxpayers  |
| 3,341,377                            | 6,092,161                   | 2,451,101                     |                  | 1,176,321          |                   | 105,287,042         | Gross Tax  |
|                                      |                             |                               |                  |                    |                   |                     | Gross Sales  |

*Cities of Mississippi*  
*Sales and Tax Industry Group - Fiscal Year 2004*

|                         | <b>Total for City</b> | <b>Automotive</b>    | <b>Machinery, Equipment, and Supplies</b> | <b>Food and Beverage</b> | <b>Furniture and Fixtures</b> | <b>Public Utilities</b> | <b>Apparel and General Merchandise</b> |
|-------------------------|-----------------------|----------------------|---|--------------------------|-------------------------------|-------------------------|--|
| <b>295 WINONA</b>       |                       |                      |   |                          |                               |                         |  |
| Number of Taxpayers     | 210                   | 35                   | 7   | 48                       |                               |                         | 20                                     |
| Gross Tax               | 4,579,415             | 689,199              | 137,448                                   | 1,325,267                |                               |                         | 1,076,987                              |
| Gross Sales             | 69,415,804            | 10,759,609           | 3,288,773                                 | 18,936,585               |                               |                         | 15,388,281                             |
| <b>296 WINSTONVILLE</b> |                       |                      |   |                          |                               |                         |  |
| Number of Taxpayers     | 5                     |                      |   |                          |                               |                         |  |
| Gross Tax               | 13,094                |                      |   |                          |                               |                         |  |
| Gross Sales             | 197,041               |                      |   |                          |                               |                         |  |
| <b>297 WOODLAND</b>     |                       |                      |   |                          |                               |                         |  |
| Number of Taxpayers     | 7                     |                      |   |                          |                               |                         |  |
| Gross Tax               | 820,832               |                      |   |                          |                               |                         |  |
| Gross Sales             | 13,802,636            |                      |   |                          |                               |                         |  |
| <b>298 WOODVILLE</b>    |                       |                      |   |                          |                               |                         |  |
| Number of Taxpayers     | 76                    | 12                   |   | 20                       |                               |                         | 8                                      |
| Gross Tax               | 1,271,269             | 166,385              |   | 672,241                  |                               |                         | 125,604                                |
| Gross Sales             | 19,369,254            | 2,824,099            |   | 9,603,435                |                               |                         | 1,794,351                              |
| <b>299 YAZOO CITY</b>   |                       |                      |   |                          |                               |                         |  |
| Number of Taxpayers     | 379                   | 60                   | 17  | 114                      | 12                            |                         | 41                                     |
| Gross Tax               | 9,204,018             | 2,246,688            | 840,853                                   | 2,852,538                | 237,673                       |                         | 880,318                                |
| Gross Sales             | 149,900,938           | 40,535,099           | 20,311,575                                | 40,767,460               | 3,395,329                     |                         | 12,573,905                             |
| <b>TOTAL FOR CITIES</b> |                       |                      |   |                          |                               |                         |  |
| Number of Taxpayers     | 50,691                | 7,476                | 2,790                                     | 11,197                   | 1,808                         | 585                     | 4,357                                  |
| Gross Tax               | 1,800,910,611         | 293,162,004          | 73,240,470                                | 406,448,245              | 46,817,257                    | 126,262,244             | 432,683,796                            |
| Gross Sales             | 27,722,981,409        | 5,283,015,003        | 1,282,126,130                             | 5,824,606,037            | 669,566,044                   | 2,263,808,333           | 6,179,964,540                          |
| <b>NON CITY</b>         |                       |                      |   |                          |                               |                         |  |
| Number of Taxpayers     | 32,107                | 3,730                | 3,098                                     | 3,901                    | 854                           | 518                     | 963                                    |
| Gross Tax               | 537,175,732           | 45,579,497           | 37,775,120                                | 52,594,331               | 4,912,414                     | 64,803,967              | 12,340,419                             |
| Gross Sales             | 10,331,852,266        | 870,852,543          | 774,309,209                               | 760,581,450              | 70,834,189                    | 1,069,170,149           | 170,320,272                            |
| <b>TOTAL FOR STATE</b>  |                       |                      |   |                          |                               |                         |  |
| Number of Taxpayers     | <b>82,798</b>         | <b>11,206</b>        | <b>5,888</b>                              | <b>15,098</b>            | <b>2,662</b>                  | <b>1,103</b>            | <b>5,320</b>                           |
| Gross Tax               | <b>2,338,086,344</b>  | <b>338,741,502</b>   | <b>111,015,590</b>                        | <b>459,042,577</b>       | <b>51,729,672</b>             | <b>191,066,212</b>      | <b>445,024,215</b>                     |
| Gross Sales             | <b>38,054,833,676</b> | <b>6,153,867,546</b> | <b>2,056,435,339</b>                      | <b>6,585,187,488</b>     | <b>740,400,234</b>            | <b>3,332,978,483</b>    | <b>6,350,284,812</b>                   |

*Distribution By Industry Group*

| <b>Lumber and Building Materials</b> | <b>Miscellaneous Retail</b> | <b>Miscellaneous Services</b> | <b>Wholesale</b> | <b>Contracting</b> | <b>Recreation</b> | <b>Total Retail</b> |  |
|--------------------------------------|-----------------------------|-------------------------------|------------------|--------------------|-------------------|---------------------|--|
|                                      |                             |                               |                  |                    |                   |                     | Note: Figures include audits and adjustments from prior years. |
| 8                                    | 53                          | 19                            |                  | 14                 |                   | 210                 | <b>295 WINONA</b>  |
| 151,964                              | 386,847                     | 283,373                       |                  | 93,831             |                   | 4,579,415           | Number of Taxpayers  |
| 2,175,820                            | 5,553,936                   | 4,048,181                     |                  | 1,729,600          |                   | 69,415,804          | Gross Tax  |
|                                      |                             |                               |                  |                    |                   |                     | Gross Sales  |
|                                      |                             |                               |                  |                    |                   |                     | <b>296 WINSTONVILLE</b>  |
|                                      |                             |                               |                  |                    |                   | 5                   | Number of Taxpayers  |
|                                      |                             |                               |                  |                    |                   | 13,094              | Gross Tax  |
|                                      |                             |                               |                  |                    |                   | 197,041             | Gross Sales  |
|                                      |                             |                               |                  |                    |                   |                     | <b>297 WOODLAND</b>  |
|                                      |                             |                               |                  |                    |                   | 7                   | Number of Taxpayers  |
|                                      |                             |                               |                  |                    |                   | 820,832             | Gross Tax  |
|                                      |                             |                               |                  |                    |                   | 13,802,636          | Gross Sales  |
|                                      |                             |                               |                  |                    |                   |                     | <b>298 WOODVILLE</b>   |
|                                      | 16                          | 8                             |                  |                    |                   | 76                  | Number of Taxpayers  |
|                                      | 42,226                      | 73,237                        |                  |                    |                   | 1,271,269           | Gross Tax  |
|                                      | 604,340                     | 1,046,251                     |                  |                    |                   | 19,369,254          | Gross Sales  |
|                                      |                             |                               |                  |                    |                   |                     | <b>299 YAZOO CITY</b>  |
| 18                                   | 90                          | 17                            |                  | 5                  |                   | 378                 | Number of Taxpayers  |
| 253,350                              | 797,114                     | 378,012                       |                  | 4,014              |                   | 9,204,018           | Gross Tax  |
| 3,677,536                            | 11,397,909                  | 5,400,173                     |                  | 114,707            |                   | 149,900,938         | Gross Sales  |
|                                      |                             |                               |                  |                    |                   |                     | <b>TOTAL FOR CITIES</b>  |
| 2,862                                | 14,131                      | 3,137                         | 52               | 2,006              | 290               | 50,639              | Number of Taxpayers  |
| 129,335,886                          | 179,912,114                 | 94,181,443                    | 37,249           | 13,240,531         | 5,589,367         | 1,800,873,362       | Gross Tax  |
| 1,863,981,608                        | 2,608,500,724               | 1,345,748,898                 | 606,810          | 321,208,561        | 79,848,716        | 27,722,374,599      | Gross Sales  |
|                                      |                             |                               |                  |                    |                   |                     | <b>NON CITY</b>  |
| 2,371                                | 8,076                       | 2,561                         | 33               | 5,868              | 134               | 32,074              | Number of Taxpayers  |
| 35,433,998                           | 57,960,264                  | 37,441,877                    | 44,625,681       | 141,146,571        | 2,561,586         | 492,550,050         | Gross Tax  |
| 520,881,077                          | 872,412,132                 | 535,622,055                   | 743,748,327      | 3,906,505,151      | 36,615,707        | 9,588,103,939       | Gross Sales  |
|                                      |                             |                               |                  |                    |                   |                     | <b>TOTAL FOR STATE</b>   |
| 5,233                                | 22,207                      | 5,698                         | 85               | 7,874              | 424               | 82,713              | Number of Taxpayers  |
| 164,769,885                          | 237,872,379                 | 131,623,321                   | 44,662,931       | 154,387,103        | 8,150,953         | 2,293,423,413       | Gross Tax  |
| 2,384,862,685                        | 3,480,912,856               | 1,881,370,953                 | 744,355,137      | 4,227,713,713      | 116,464,424       | 37,310,478,538      | Gross Sales  |



## **Mississippi State Tax Commission**

1577 Springridge Road  
Raymond, MS 39154

P.O. Box 22828  
Jackson, MS 39225

Phone: (601) 923-7000  
Website: [www.mstc.state.ms.us](http://www.mstc.state.ms.us)

*Date of Publication: December 2004*